

# An Investigation of 11 previously unstudied open star clusters

Tadross, A. L.<sup>1</sup>

*National Research Institute of Astronomy and Geophysics, 11421 - Helwan, Cairo, Egypt.*

Received xx xxxxx 2008; accepted xx xxxxx 2008<sup>2</sup>

---

## Abstract

The main astrophysical properties of 11 previously unstudied open star clusters are probed with *JHK* Near-IR (*2MASS*) photometry of Cutri et al. [Cutri, R., et al., 2003. The IRSA 2MASS All-sky Point Source Catalog, NASA/IPAC Infrared Science Archive] and proper motions (NOMAD) astrometry of Zacharias et al. [Zacharias, N., Monet, D., Levine, S., Urban, S., Gaume, R., Wycoff, G., 2004. American Astro. Soc. Meeting 36, 1418]. The fundamental parameters have been derived for IC (1434, 2156); King (17, 18, 20, 23, 26); and Dias (2, 3, 4, 7, 8), for which no prior parameters are available in the literature. The clusters' centers coordinates and angular diameters are re-determined, while ages, distances, and color excesses for these clusters are estimated here for the first time.

*Key words:* Galaxy: open clusters and associations: general – individual: ID clusters (IC - King - Dias) – Stars: Hertzsprung-Russell (HR) diagram  
*PACS:* 91.10.Lh, 95.80.+p, 95.85.Jq, 97.10.Zr, 98.20.Di

---

## 1 Introduction

According to some estimations, there are as many as 100,000 open star clusters in the Galaxy, but less than 2000 of them have been discovered and cataloged, Glushkova et al. (2007). Actually, not all the discovered clusters have their basic photometrical parameters in the current literatures indeed. So, our aim in the previous and present continuation series of papers to determine the

<sup>1</sup> Email: altadross@nriag.sci.eg — altadross@yahoo.com

Phone: +202 25560645 — Fax: +202 25548020

<sup>2</sup> doi:xxxx/j.newast.2008.xx.xxx

main astrophysical properties of rarely or unstudied open star clusters using modern databases (cf. Tadross 2008 and references therein; hereafter TA08). On this respect, the present study introduces the first photometric analysis of the color magnitude diagrams (*CMDs*) of the clusters under investigation.

The Naval Observatory Merged Astrometric Dataset (*NOMAD*) of Zacharias et al. (2004) and the Two Micron All Sky Survey (*2MASS*) of Cutri et al. (2003) are used to determine the fundamental parameters of 11 open star clusters of IC, King, and Dias; which were never studied insofar. The only information known about these clusters are their centers' coordinates and sometimes their apparent diameters; listed here in Table 1; which are provided by Mermilliod (1995) and Dias (2002) catalogs. These catalogs are constantly updated and maintained in electronic form (WEBDA<sup>3</sup> and DIAS<sup>4</sup> sites). Note that cluster King 20 has no parameters in WEBDA, but only in Dias catalog. Hence, we used this cluster to calibrate our reductions' procedure. For that purpose, the basic parameters of King 20 are re-estimated and compared with those available in the literature (Bica et al. 2006). The derived parameters are found very close to the published ones, which make our reductions' procedure is fairly acceptable.

## 2 Data Reductions Procedure

Data extraction have been performed using the known tool of VizieR Catalogs of (*2MASS*)<sup>5</sup> and (*NOMAD*)<sup>6</sup>. The investigated clusters have been selected from WEBDA and DIAS catalogs under the following conditions:

- (1) The clusters' data have been extracted at a preliminary radii of about 10 arcmin from their obtained centers;
- (2) The clusters should have good blue images on Digitized Sky Surveys *DSS*<sup>7</sup> and clearly distinguished from the background field, (see Fig. 1 in TA08);
- (3) The foreground stars have been separated from the cluster stars using the proper motion data of (*NOMAD*) dataset (i.e., all stars with nonzero proper motions and those distributed over the field with no concentration around the cluster center have been removed);
- (4) The clusters should have enough members with prominent sequences in their *CMDs*;
- (5) A cutoff of photometric completeness limit at  $J < 16.5$  mag is applied on the (*2MASS*) data to avoid the over-sampling (cf. Bonatto et al. 2004);

<sup>3</sup> <http://obswww.unige.ch/webda>

<sup>4</sup> <http://www.astro.iag.usp.br/~wilton/clusters.txt>

<sup>5</sup> <http://vizier.u-strasbg.fr/viz-bin/VizieR?-source=2MASS>

<sup>6</sup> <http://vizier.cfa.harvard.edu/viz-bin/VizieR?-source=I/297/>

<sup>7</sup> <http://cadwww.dao.nrc.ca/cadcbn/getdss>

(6) The stars with observational errors more than 0.20 mag are cancelled; and  
(7) According to Bonatto et al. (2005), the membership criteria is adopted for the location of the stars in the *CMDs*. Therefore, color-magnitude filters have been applied to the  $J \sim (J-H)$  and  $K \sim (J-K)$  sequences to isolate probable member stars, whereas the stars located away from the main sequences are excluded. The maximum departure accepted here is about 0.15 mag.

### 3 Astrometry

To derive better cluster center, the cluster center is re-determined and taken at the maximum stellar density of the cluster's area. The location of the cluster center is found by fitting a Gaussian to the profiles of star counts in right ascension  $\alpha$  and declination  $\delta$ , (see Fig. 3 in TA08).

Within concentric shells in equal incremental steps from the cluster center, the radial stellar density distribution is performed out to the preliminary radius. Density distributions of all our sample are well-represented by King (1962) profiles. The real radius (genuine border) of the cluster can be defined at that point which reaches enough stability of the background density and covers all the cluster area. At that radius, the *JHK* photometric data would be extracted and taken into account for estimating the photometrical clusters' properties, see Fig. 4 in TA08. The estimated clusters centers and diameters are shown in Table 2; columns 2-3 and 4 respectively.

### 4 Photometry

Most of the clusters' sample have lower galactic latitudes, whereas the background field is found very crowded and consequently *CMDs* are found very contaminated as well. Therefore, the *CMDs* profiles are comprising stars inside radii of 1', 2', and 3' from the cluster center. The simultaneous fitting of the solar metallicity isochrones of Bonatto et al. (2004) are attempted on  $J \sim (J-H)$  and  $K \sim (J-K)$  diagrams for the inner stars, in which they should be less contaminated by field stars. If the number of stars are not enough for an accepted fitting, the next larger area would be included, and so on. Moreover, the reddening estimation values have been guided by the galactic absorption values of Schlegel et al. (1998).

$R_V = 3.2$ ,  $\frac{A_I}{A_V} = 0.276$ ,  $\frac{A_K}{A_V} = 0.118$  and  $\frac{E_{J-H}}{E_{B-V}} = 0.33$  have been used for reddening and absorption transformations according to Dutra et al. (2002) and

references therein.  $\frac{E_{J-K}}{E_{J-H}} \approx 1.6 \pm 0.10$ , which was derived from absorption rations in Schlegel et al. (1998).

## 5 Conclusion

Determining the clusters main parameters with the present reductions showing a good agreement with that published for the previously studied cluster King 20. Following the above procedure, the cluster center, diameter, age, reddening, distance modulus, distance from the sun, distance from the galactic center,  $R_{gc}$ , and the projected distances on the galactic plane from the Sun,  $X_{\odot}$ ,  $Y_{\odot}$ , and the distance from galactic plane,  $Z_{\odot}$  of all our clusters' have been estimated and listed here in Table 2. The *CMDs* and isochrone fits for all the investigated clusters can be seen in Figs. 1-3.

## Acknowledgements

This manuscript is presented as a poster article without details in the *First Middle East-Africa, Regional IAU Meeting, Cairo, Egypt, April 5-10, 2008* (arXiv:0804.2567). This publication makes use of data products from the Naval Observatory Merged Astrometric Dataset *NOMAD* of Zacharias et al. (2004), and the Two Micron All Sky Survey *2MASS* of Cutri et al. (2003), which is a joint project of the University of Massachusetts and the Infrared Processing and Analysis Center/California Institute of Technology, funded by the National Aeronautics and Space Administration and the National Science Foundation. Catalogues from *CDS/SIMBAD* (Strasbourg), and Digitized Sky Survey *DSS* images from the Space Telescope Science Institute have been employed.

## References

- Bica, E., Bonatto, C., Blumberg, R., 2006. *A&A* 460, 83
- Bonatto, Ch., Bica, E., Girardi, L., 2004. *A&A* 415, 571
- Bonatto, Ch., Bica, E., Santos, J., 2005. *A&A* 433, 917
- Cutri, R. et al., 2003. *the IRSA 2MASS All-Sky Point Source Catalog, NASA/IPAC Infrared Science Archive.*
- Dias, W. S., Alessi, B., Moitinho, A., Lépine, J., 2002. *A&A* 389, 871
- Dutra, C., Santiago, B., Bica, E., 2002. *A&A* 381, 219
- Glushkova, E., Koposov, S., Zolotukhin, I., 2007. arXiv 0709.1275
- King, I., 1962. *AJ* 67, 471

- Mermilliod J.-C., 1995. *"Information and On-Line Data in Astronomy"*, Eds  
D. Egret & M.A. Albrecht (Kluwer Academic Press, Dordrecht), p. 127-138
- Schlegel, D., Finkbeiner, D., Davis, M., 1998. *ApJ* 500, 525
- Tadross, A. L., 2008. *New A* 13, 370
- Zacharias, N., Monet, D., Levine, S., Urban, S., Gaume, R., & Wycoff, G.,  
2004. *American Astro. Soc. Meeting* 36, 1418

Table 1

The equatorial and galactic coordinates and the diameters of the investigated clusters, as taken from "Webda" and "Dias" catalogs.

Cluster	$\alpha$ <sup>h m s</sup>	$\delta$ <sup>° ' "</sup>	G. Long.°	G. Lat.°	Diameter'
IC 1434	22:10:30	+52:50:00	99.937	-2.700	6
IC 2156	06:04:51	+24:10:00	186.291	+1.297	3
King 17	05:08:24	+39:05:00	167.291	-0.731	5
King 18	22:52:06	+58:17:00	107.768	-1.031	5
King 20	23:33:18	+58:29:00	112.853	-2.851	5
King 23	07:21:48	-00:59:00	215.529	+7.202	5
King 26	19:29:00	+14:52:00	50.409	-1.339	2
Dias 2	06:09:09	+04:35:24	203.965	-7.254	5
Dias 3	07:10:28	-08:26:14	222.603	-0.350	12
Dias 4	13:43:40	-63:01:30	308.814	-0.751	1.4
Dias 7	19:49:22	+21:09:48	58.276	-2.461	1.7
Dias 8	19:52:07	+11:37:54	50.335	-7.827	2.3

Table 2

The redetermined coordinates and diameters of the investigated clusters with the derived astrophysical main parameters. Columns display, respectively, cluster name, center coordinates, angular diameter, age, reddening, distance modulus, distance from the sun, distance from the galactic center, the projected distances on the galactic plane from the sun, and the distance from galactic plane.

Cluster	$\alpha$	$\delta$	Diameter	Age	$E_{B-V}$	m-M	Distance	$R_{gc}$	$X_{\odot}$	$Y_{\odot}$	$Z_{\odot}$
	<sup>h m s</sup>	<sup>° ' "</sup>	<sup>arcmin.</sup>	<sup>Gyr</sup>	<sup>mag</sup>	<sup>mag</sup>	<sup>pc</sup>	<sup>kpc</sup>	<sup>pc</sup>	<sup>pc</sup>	<sup>pc</sup>
IC 1434	22:10:34	+52:49:40	7.0	0.32	0.66	13.0	3035 ± 140	9.5	523	2986	-143
IC 2156	06:04:51	+24:09:30	4.0	0.25	0.67	12.2	2100 ± 95	10.6	2087	-230	47
King 17	05:08:25	+39:05:04	5.6	0.79	0.73	13.0	2960 ± 135	11.4	2887	650	-38
King 18	22:52:07	+58:16:57	4.8	0.35	0.52	11.8	1860 ± 85	9.2	567	1770	-33
King 20*	23:33:18	+58:27:52	6.0	0.28	0.67	12.2	2100 ± 95	9.5	815	1930	-104
King 23	07:21:47	-00:59:06	7.2	0.89	0.16	12.6	3113 ± 140	11.2	2513	-1795	390
King 26	19:59:01	+14:52:02	4.4	0.44	1.27	13.2	2600 ± 120	7.1	-1656	2003	-61
Dias 2	06:09:11	+04:35:35	11.0	0.79	0.61	12.8	2835 ± 130	11.2	2570	-1142	-358
Dias 3	07:10:31	-08:25:39	16.0	1.41	0.64	13.9	4650 ± 215	12.3	3423	-3147	28
Dias 4	13:43:25	-63:00:48	6.4	1.26	0.60	12.2	2150 ± 100	7.3	-1347	-1675	-28
Dias 7	19:49:21	+21:10:12	10.0	2.00	0.42	12.4	2540 ± 115	7.5	-1334	2158	-109
Dias 8	19:52:06	+11:38:04	10.0	2.24	0.30	12.0	2220 ± 100	7.3	-1404	1693	-302

\* From Bica et al. (2006): Diam.=6.0 arcmin.; Age=0.2 Gyr;  $E_{B-V}$ =0.65 mag; Distance=1900 pc.

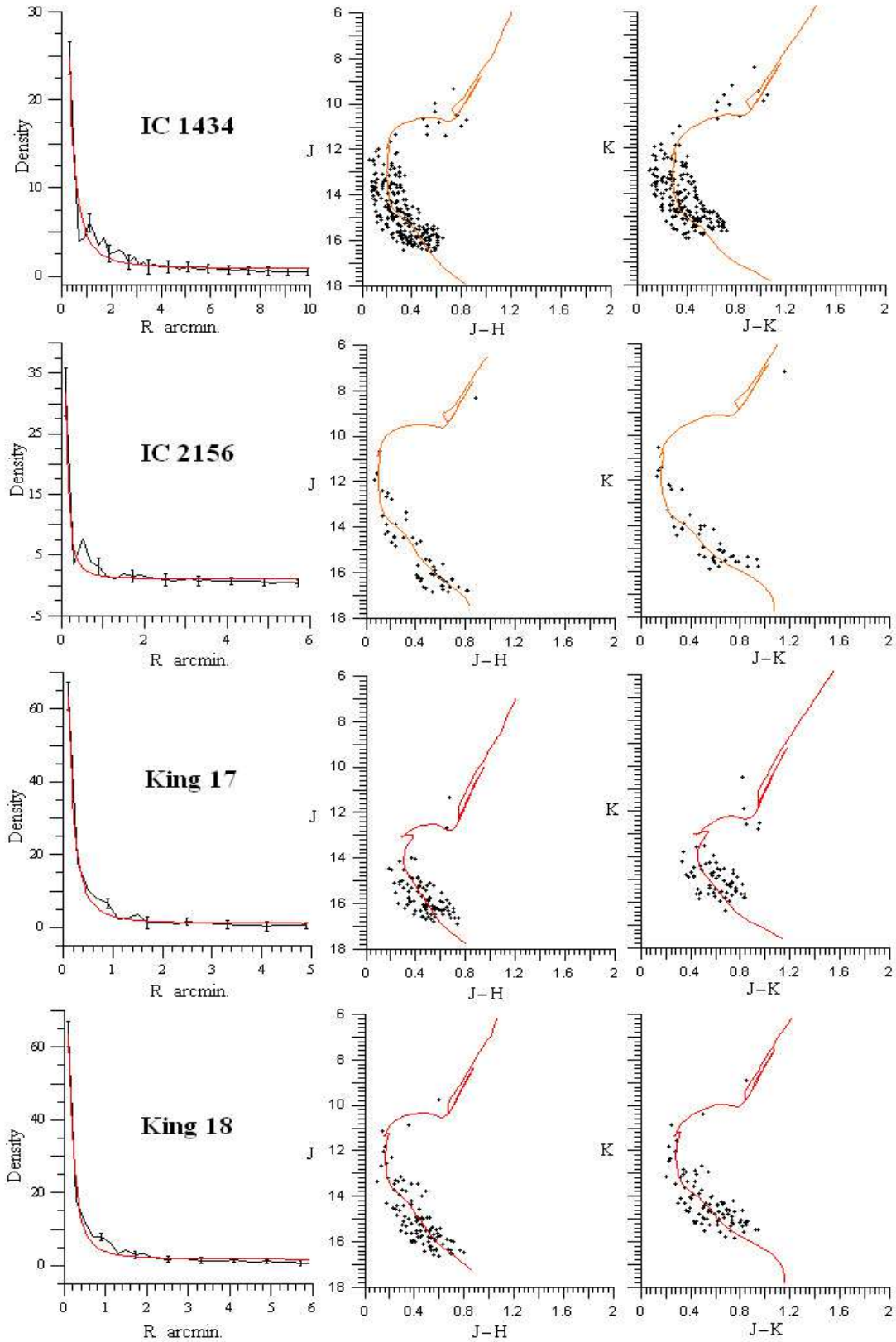


Fig. 1. The radial stellar density distribution, and CMDs with isochrone fits for the investigated clusters from "IC 1434" to "King 18".

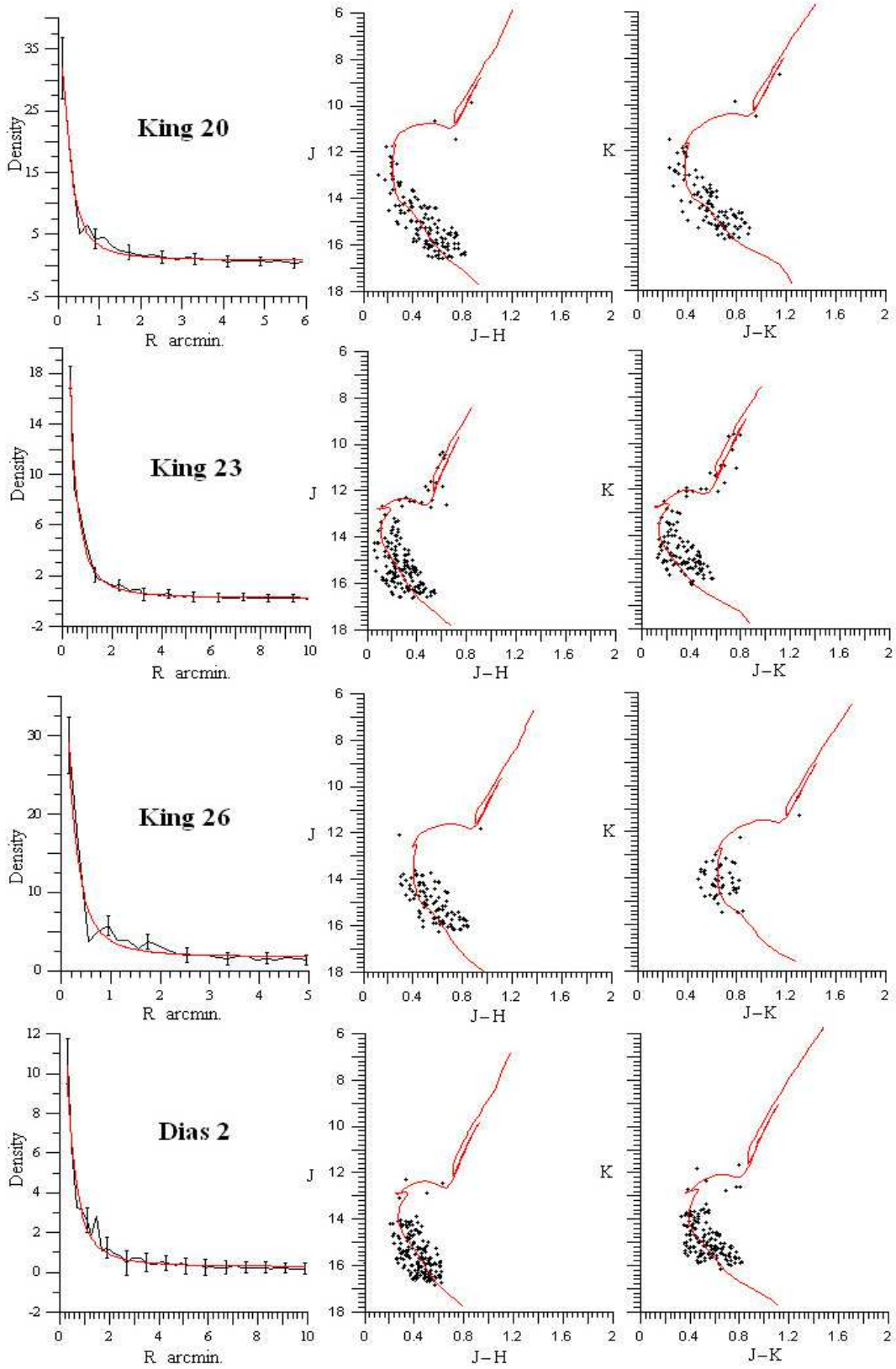


Fig. 2. The radial stellar density distribution, and CMDs with isochrone fits for the investigated clusters from "King 20" to "Dias 2".



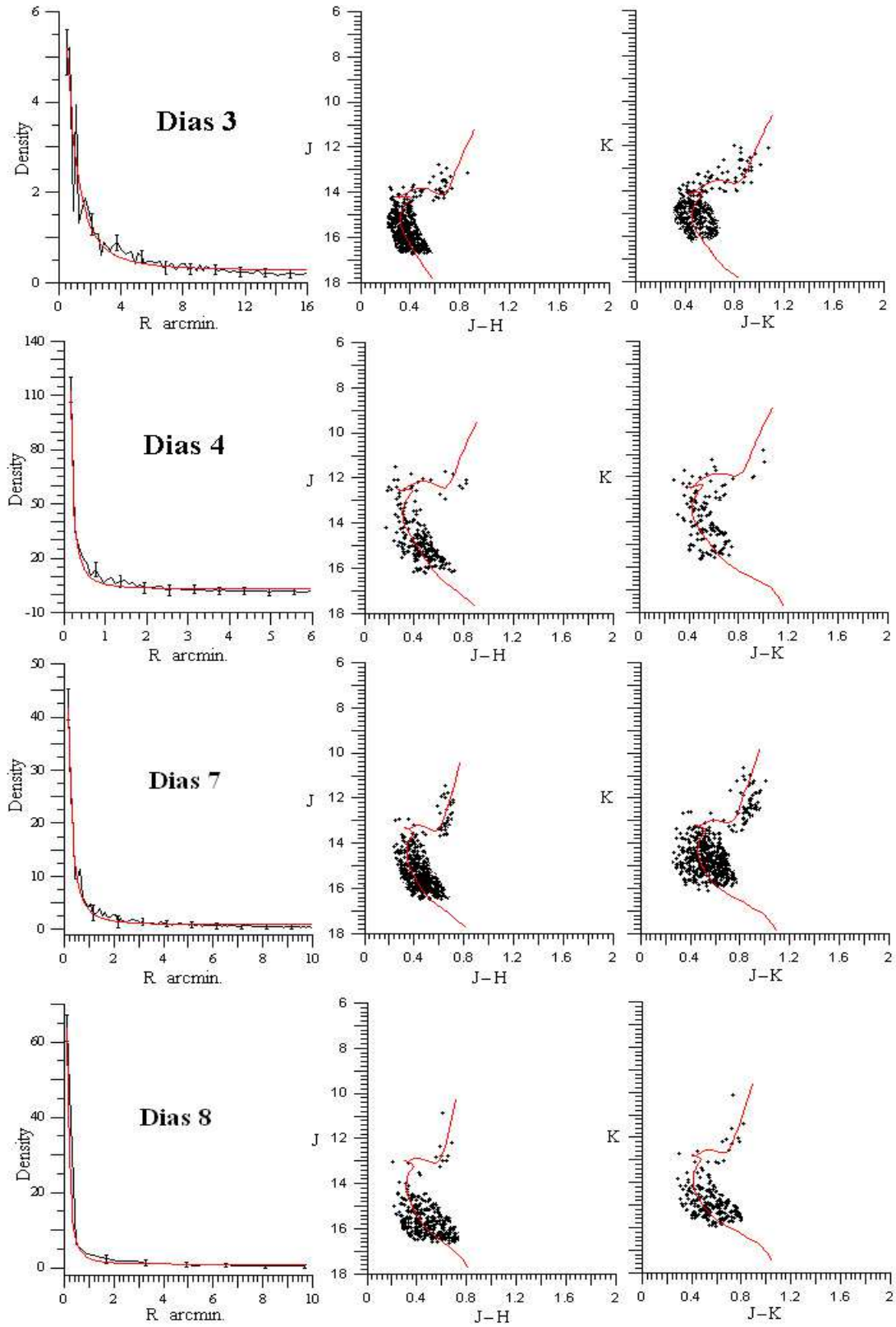


Fig. 3. The radial stellar density distribution, and CMDs with isochrone fits for the investigated clusters from "Dias 3" to "Dias 8".