

# Applying matrix product operators to model systems with long-range interactions

Gregory M. Crosswhite\*

*Department of Physics; University of Washington; Seattle, WA 98185, U.S.A.*

A. C. Doherty and Guifré Vidal

*School of Physical Sciences; University of Queensland; Brisbane, QLD 4072, Australia*

(Dated: May 27, 2019)

An algorithm is presented which computes a translationally invariant matrix product state approximation of the ground state of an infinite 1D system; it does this by embedding sites into an approximation of the infinite “environment” of the chain, allowing the sites to relax, and then merging them with the environment in order to refine the approximation. By making use of matrix product operators, our approach is able to directly model any long-range interaction that can be systematically approximated by a series of decaying exponentials. We apply our techniques to compute the ground state of the Haldane-Shastry model and present results.

PACS numbers: 02.70.-c, 03.67.-a, 71.27+a

Typical macroscopic quantities of material contain on the order of  $10^{26}$  particles. The only hope of modeling such systems is to come up with a representation that is relatively small but nonetheless able to capture essential properties. For quantum systems this is particularly difficult because the state space grows exponentially with the size of the system, so there is a large amount of information which needs to be disposed.

One approach is to start with a small system and then build it up, using a renormalization transformation at each step to project out “undesirable” states and keep the representation small. The key is to get one’s criteria for “undesirable” correct. When studying low-energy behavior of a system, it turns out that the best selection criteria is not the energy (unless one is solving the Kondo problem [1]), but the weight in a density matrix, which incorporates interactions with a surrounding environment. This idea, first proposed by White [2], is known as the *density matrix renormalization group* (DMRG), and has proven very successful in building effective but compact representations of large 1D systems. (See Ref. [3] for an excellent review of this subject.) However, it has not worked as well as desired in modeling systems with long-range interactions, and it does not produce manifestly translationally invariant representations of translationally invariant states. One can improve on both these fronts by working in momentum space rather than real space [4, 5], but the computation is more costly as the transformation to momentum space introduces many additional operators which need to be renormalized at each step, and it can break symmetries that had been present in real space. Also, none of these methods are particularly effective in two or more dimensions.

An alternative approach is inspired by observing that the DMRG technique converges to a *matrix product state* (MPS) [6, 7]. Rather than building up progressively larger systems, it has been shown that one can assume *a priori* that the system takes an infinite translation-

ally invariant MPS form, and then use imaginary time evolution to converge to the ground state [8]. This approach has the advantage that it obtains very compact representations – in particular, it dispenses with the need to form renormalized versions of operators. Furthermore, it admits a natural extension to two dimensions [9] by using *projected entangled-pair states* (PEPS) [10], a two-dimensional generalization of MPS. However, it is only able to handle systems with short-range interactions.

In this letter, we introduce a new type of algorithm which also computes translationally invariant MPS representations of ground states. Our approach follows the spirit of the variational technique described in Ref. [11], but enhanced to apply to infinite systems; additionally, we build in the ability to work with arbitrary *matrix product operators* [12, 13], which makes our method naturally suited to handle systems with long-range interactions. The intuition behind our approach is as follows. Suppose one were given an infinitely large, translationally invariant 1D quantum chain held at zero temperature. If one were to add an additional site to this chain and allow the chain to relax, then one would expect that all of the old sites would remain unchanged, and the new site would change to match the rest. If one could emulate the environment experienced by a single site in this infinite chain, then by embedding a site into this environment and allowing the system to relax, one would obtain a site which “looks like” all of the sites in our infinite chain, giving us a compact representation for the chain.

Our algorithm bears some similarity to the product wave function renormalization group (PWFRG) [14, 15] in that both start with a representation of the ground state for a small system and seek to progressively grow and refine it, and also in that the PWFRG has a MPS interpretation [16]. However, in our algorithm we explicitly employ a MPS structure with environments in a way that allows us to obtain an explicitly translationally invariant representation of the ground state, and we also

incorporate matrix product operators which allow us to model long-range interactions.

The remainder of this letter shall be organized as follows. First, we shall review the matrix product formalism, and show it allows us to construct a representation of a site embedded in and entangled with an environment. Second, we shall outline the operation of our algorithm, which uses an iteration procedure to approximate the effective environment of a site in an infinite chain. Finally, we shall discuss how our algorithm can be applied to the Haldane-Shastry model—a 1D model with long-range interactions—and present the results we have obtained.

We start by recalling the form of a matrix product state for a finite system [3]. For a system with  $n$  sites, a matrix product state with boundaries takes the form

$$\mathcal{S}^{\alpha_1, \alpha_2, \dots, \alpha_n} = \sum_{\{i_k\}} (L_0^{\mathcal{S}})_{i_1} (S_1)_{i_1 i_2}^{\alpha_1} (S_2)_{i_2 i_3}^{\alpha_2} \cdots (S_n)_{i_n i_{n+1}}^{\alpha_n} (R_{n+1}^{\mathcal{S}})_{i_{n+1}}.$$

The left-hand-side corresponds to the rank- $n$  tensor describing our state; each index  $\alpha_k$  corresponds to a basis of a physical observable, such as the  $z$ -component of spin, at site  $k$ . The rank-3 tensors  $S_k$  are the site tensors, which have two kinds of indices: the superscript index, which has dimension  $d$  and corresponds to the actual physical observable, and the subscript indices, which have dimension  $\chi$  and give information about entanglement between each site and its neighbors. The vectors  $L_0$  and  $R_{n+1}$  give the boundary conditions.

The advantage of the matrix product representation is that it decomposes the quantum state into a collection of tensors, each of which is naturally associated with a site on the lattice. Because of this, we shall see that we can “zoom in” on one site and only have to work with its corresponding tensor and a relatively small environment. In this respect, it is almost as nice as a truly local description which would let us ignore all the other sites entirely—a fact which is remarkable given that it can still capture non-local properties resulting from entanglement.

Given this form, we now consider how to compute the expectations of operators. As discussed in Ref. [12] and Ref. [13], it is reasonable to assume that an operator of interest can be expressed as a matrix product operator,

$$\mathcal{O}_{(\alpha_1, \alpha'_1), (\alpha_2, \alpha'_2), \dots, (\alpha_n, \alpha'_n)} = \sum_{\{i_k\}} (L_0^{\mathcal{O}})_{i_1} (O_1)_{i_1 i_2}^{\alpha_1, \alpha'_1} \cdots (O_n)_{i_n i_{n+1}}^{\alpha_n, \alpha'_n} (R_{n+1}^{\mathcal{O}})_{i_{n+1}} \quad (1)$$

Having decomposed both the state and the operator into a product of tensors associated with lattice sites, we likewise decompose the expectation value into a product of tensors by combining the state and operator tensor at

each site to define,

$$\begin{aligned} (E_k^{(\mathcal{O})})_{i,j} &\equiv (E_k^{(\mathcal{O})})_{(i', i'', i'''), (j', j'', j''')} := \\ &\sum_{\alpha_k, \alpha'_k} (S_k^*)_{i', j'}^{\alpha_k} (O_k)_{i'', j''}^{\alpha_k, \alpha'_k} (S_k)_{i''', j'''}^{\alpha'_k}. \end{aligned}$$

(Note that we have taken all of the left and right subscript indices and grouped them together.) To complete our decomposition of the expectation value, we shall also need to define the left and right boundaries,

$$\begin{aligned} (L_0^{(\mathcal{O})})_{i \equiv (i', i'', i''')} &:= (L_0^{S^*})_{i'} (L_0^{\mathcal{O}})_{i''} (L_0^{\mathcal{S}})_{i'''} , \\ (R_{n+1}^{(\mathcal{O})})_{j \equiv (j', j'', j''')} &:= (R_{n+1}^{S^*})_{j'} (R_{n+1}^{\mathcal{O}})_{j''} (R_{n+1}^{\mathcal{S}})_{j'''} . \end{aligned}$$

These boundary vectors can be thought of as defining an environment into which our system of  $n$  sites has been embedded.

With these tensors so defined, the expectation value of the matrix product operator  $\mathcal{O}$  with respect to the matrix product state  $\mathcal{S}$  is given by  $\langle \mathcal{S} | \mathcal{O} | \mathcal{S} \rangle = L_0^{(\mathcal{O})} \cdot E_1^{(\mathcal{O})} \cdot E_2^{(\mathcal{O})} \cdots E_n^{(\mathcal{O})} \cdot R_{n+1}^{(\mathcal{O})}$ , where  $\cdot$  indicates summation over the adjoining subscript indices.

Now we have almost arrived at the picture described in the introduction, except that we have an environment and multiple sites rather than a single site. To compute the effective environment of a particular site in this chain, we absorb all of the sites surrounding it into the system environment by contracting the  $E_k^{(\mathcal{O})}$  matrices into the left and right boundaries – that is, we make the inductive definitions  $L_k^{(\mathcal{O})} := L_{k-1}^{(\mathcal{O})} \cdot E_k^{(\mathcal{O})}$  and  $R_k := E_k^{(\mathcal{O})} \cdot R_{k+1}^{(\mathcal{O})}$ . By doing this, we can write the expectation of the operator as a function of this site tensor,

$$\begin{aligned} \langle \mathcal{S} | \mathcal{O} | \mathcal{S} \rangle (S_k) &= \sum_{\substack{\alpha, \alpha', i', i''', \\ j', j'''}} (S_k^*)_{i', j'}^{\alpha} (M^{(\mathcal{O})}_k)^{(\alpha), (\alpha')}_{(i', j'), (i''', j''')} (S_k)_{i''', j'''}^{\alpha'} \\ &\equiv S_k^* \circ M^{(\mathcal{O})}_k \circ S_k, \end{aligned}$$

where  $\circ$  denotes summation over the appropriate adjacent subscript and superscript indices, and

$$\begin{aligned} (M^{(\mathcal{O})}_k)^{(\alpha), (\alpha')}_{(i', j'), (i''', j''')} &:= \\ \sum_{i'', j''} (L_{k-1}^{(\mathcal{O})})_{(i', i'', i''')} (O_k)_{i'', j''}^{\alpha_k, \alpha'_k} (R_{k+1}^{(\mathcal{O})})_{(j', j'', j''')} \end{aligned}$$

We have now obtained an explicit means to compute the expectation of  $\mathcal{O}$  as a function of the site tensor at position  $k$  knowing only the environment of the site as given by  $L_{k-1}^{(\mathcal{O})}$  and  $R_{k+1}^{(\mathcal{O})}$ . This allows us to optimize the expectation with respect to this site tensor as follows. Let the Hamiltonian (matrix product) operator be denoted  $\mathcal{H}$  and let  $\mathcal{I}$  denote the identity operator. Then

the optimal tensor  $S_k$  is that which minimizes the (normalized) energy function,

$$\mathcal{E}^k(S_k) := \frac{S_k^* \circ M^{(\mathcal{H})}_k \circ S_k}{S_k^* \circ M^{(\mathcal{I})}_k \circ S_k}.$$

Since this is a Rayleigh quotient, computing the minimizer is equivalent to solving a generalized eigenvalue problem. There is a subtlety in this procedure, however, which is that one needs to take steps to make sure that the normalization matrix  $M^{(\mathcal{I})}$  is well-conditioned. This can be done by imposing the “right-normalization” condition  $\sum_{\alpha,i} (S_l^*)_{ij}^\alpha (S_l)_{ij'}^\alpha = \delta_{jj'}$  on all the sites to the left of  $k$ , and the “left-normalization” condition  $\sum_{\alpha,j} (S_l^*)_{ij}^\alpha (S_l)_{i'j}^\alpha = \delta_{ii'}$  on all the sites to the right of  $k$ . This ensures that the subscript indices connected to  $S_k$  are orthonormal, which makes  $M^{(\mathcal{I})}_k$  well-conditioned. We shall discuss how this is done in our algorithm shortly; for more information on how the normalization condition is used for finite-length systems, see Ref. [11].

Now we have all of the ingredients needed for our algorithm: a way of expressing a chain as a site tensor embedded in an environment, and a way to relax a system in this representation constrained so that only the site tensor (and not its environment) is changed. However, up to this point we have been working with a finite system; in order to apply these ideas to infinite systems, we shall modify our notation slightly to replace positions labels with *iteration labels*. That is, we shall let  $L_k^{(\mathcal{O})}$  and  $L_k^{(\mathcal{I})}$  denote the infinite environment for a site inserted in the middle of the system at iteration step  $k$ , and  $S_k$  be the relaxation of a site embedded in this environment. With this notation, our algorithm is as follows:

1. Set  $\chi = 1$ , and  $L^S = R^S = 1$ .
2. Compute  $L_1^{(\mathcal{O})}$  and  $R_1^{(\mathcal{O})}$  for the Hamiltonian (matrix product) operator  $\mathcal{H}$  and the identity operator  $\mathcal{I}$ . (The latter, of course, has trivial boundaries.)
3. Until convergence has been reached:
  - (a) Use an eigenvalue solver (such as ARPACK [17]) to obtain the minimal eigenvalue and corresponding eigenvector of the generalized eigenvalue problem  $M^{(\mathcal{H})}_k S_k = \lambda M^{(\mathcal{I})}_k S_k$ . To accelerate convergence, it helps to feed in  $S_{k-1}$  as a starting estimate for the eigenvector.
  - (b) If this is an odd-numbered step, then right-normalize  $S_k$  and contract into the left boundary. Specifically:
    - i. Merge the superscript and first subscript index of  $S_k$  to form a matrix, and compute the singular value decomposition (SVD) of this matrix,  $U \cdot \Sigma \cdot V^\dagger$ .
    - ii. Set  $\tilde{S}_k := U \cdot V^\dagger$ , and ungroup indices to return  $\tilde{S}_k$  to its original rank-3 shape.

- iii. Compute  $E_k^{(\mathcal{O})}$  for  $\mathcal{H}$  and  $\mathcal{I}$  using the normalized  $\tilde{S}_k$ .
- iv. Contracting the site into the left boundary by setting  $L_{k+1}^{(\mathcal{O})} := L_k^{(\mathcal{O})} \cdot E_k^{(\mathcal{O})}$  and  $R_{k+1}^{(\mathcal{O})} := R_k^{(\mathcal{O})}$ . (This step “absorbs” the site into the environment.)

- (c) If this is an even-numbered step, perform an analogous process, but *left-normalize*  $S_k$  by merging the superscript and *second* index together before the SVD, and then contract the normalized site into the *right*-boundary.

4. If a better approximation to the ground state is desired, then increase  $\chi$  for the system and repeat the above step. (Increasing the dimension of a subscript can be done by multiplying the adjoining tensors by a  $\chi \times (\chi + \Delta\chi)$  matrix and its inverse.)

This algorithm is dominated by the costs of absorbing the site and operator tensors into the environment (in step 3b.iv, and in the Lanczos iteration in step 3a), which are respectively  $O(cd\chi^3)$  and  $O(c^2d^2\chi^2)$ , with  $c$  referring to the auxiliary dimension of the operator tensor.

The output of this algorithm is a normalized site tensor  $\tilde{S}$  which gives a translationally invariant representation for the ground state of the system. In order to make this useful, we need to have a way to obtain the expectation value of operators from it. The trick is to note that  $\lim_{N \rightarrow \infty} (E^{(\mathcal{O})})^N \cdot \vec{v} = \Lambda^N \cdot \vec{v}$ , where  $\Lambda$  is a matrix in the maximal eigenspace of  $E^{(\mathcal{O})}$ . (Assuming  $\Lambda \cdot \vec{v} \neq 0$ .)

Suppose it is desired to compute the expectation of a matrix product operator  $\mathcal{O}$ . We would expect that  $\lim_{N \rightarrow \infty} \langle v_1 | (E^{(\mathcal{O})})^N | v_2 \rangle = N\lambda_{(\mathcal{O})}$  – that is, in the thermodynamic limit the expectation value *per site* converges to some value  $\lambda_{(\mathcal{O})}$ . Given this, it must be the case that  $\Lambda$ , the action of  $E^{(\mathcal{O})}$  in the maximal eigenspace, is similar to a Jacobian form – that is, there must be a matrix  $U$  with orthonormal columns such that

$$\Lambda = U \begin{bmatrix} 1 & \bar{\lambda}_{(\mathcal{O})} \\ 0 & 1 \end{bmatrix} U^\dagger,$$

where  $\bar{\lambda}_{(\mathcal{O})}$  is the *unnormalized* expectation value.

So to compute  $\lambda_{(\mathcal{O})}$ , we first compute a matrix  $V$ , whose columns form a basis for the maximal eigenspace of  $E^{(\mathcal{O})}$ . We then need to map this eigenspace onto a space applicable to the matrix  $E^{(\mathcal{I})}$  in order to compute the normalization factor; we do this by computing  $W_L := L^{\mathcal{O}} \cdot V \equiv \sum L_{i''}^{\mathcal{O}} V_{n,(i',i'',i''')}$  and  $W_R := R^{\mathcal{O}} \cdot V \equiv \sum R_{i''}^{\mathcal{O}} V_{n,(i',i'',i''')}$  – that is, we dot out the part of the vectors corresponding to the boundary condition on  $\mathcal{O}$ . Next we compute the action of  $E^{(\mathcal{O})}$  and  $E^{(\mathcal{I})}$  on these bases, given respectively by  $A := V^\dagger \cdot E^{(\mathcal{O})} \cdot V$  and  $B := W_L^\dagger \cdot E^{(\mathcal{I})} \cdot W_R$ . Finally, we obtain  $\lambda_{(\mathcal{O})}$  by

$$\lambda_{(\mathcal{O})} = \frac{\text{tr}(A \cdot A^\dagger) - 2}{\text{tr}(B \cdot B^\dagger)}.$$

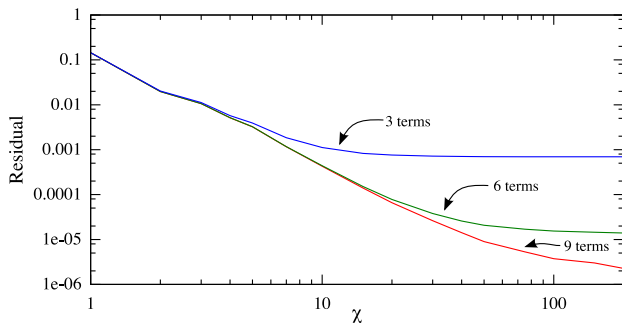


FIG. 1: Difference between the energy of the computed state and the energy of the exact ground state. (nocolor)

Suppose we have a local operator – that is, a sum of terms of the form  $I^{\otimes\infty} \otimes O_1 \otimes O_2 \otimes \dots \otimes O_N \otimes I^{\otimes\infty}$ , such as a magnetic field operator or a two-point correlator. Assuming that  $E^{(T)}$  has a non-degenerate maximal eigenvalue, we have that for (almost) any vector  $\vec{v}$ ,  $(E^{(T)})^\infty \cdot \vec{v} \sim \vec{v}_R$  and  $\vec{v} \cdot (E^{(T)})^\infty \sim \vec{v}_L$ , where  $\vec{v}_L$  and  $\vec{v}_R$  are the respective left and right eigenvectors corresponding to the maximal eigenvalue. Thus, the expectation value of our operator per site is given by

$$\frac{\vec{v}_L \cdot E^{O_1} \cdot E^{O_2} \dots E^{O_N} \cdot \vec{v}_R}{\vec{v}_L \cdot (E^{(T)})^N \cdot \vec{v}_R}.$$

Now we discuss the result of applying this algorithm to the Haldane-Shastry model. In the infinite limit, the Haldane-Shastry model [18, 19] is given by the Hamiltonian  $\mathcal{H} = \sum_i \sum_r \vec{\sigma}_i \cdot \vec{\sigma}_{i+r} / r^2$ , which features an anti-ferromagnetic dipole interaction which falls off with the square of the distance between the sites. This Hamiltonian cannot be expressed exactly as a matrix product operator. However, it can be approximated as a sum of exponentially decaying interactions,  $1/r^2 \approx \sum_n \alpha_n \beta_n^r$  (with  $\beta < 1$ ), which can be expressed as a matrix product operator using the formalism of [13]. The resulting factorization has an auxiliary dimension  $c$  equal to the number of terms in the expansion plus two; details are given in the appendix.

The algorithm as given is not stable when applied to anti-ferromagnetic interactions; happily, this problem is easily resolved by modifying it to work with blocks of two spins, which only requires that we set  $d = 4$  and multiply two of the operator factor matrices together to form a two-site operator factor matrix [20].

For the Haldane-Shastry model, we used exponential approximations as discussed earlier with 3, 6, and 9 terms; these approximations are plotted along side the exact potential in Fig. 2. The coefficients were obtained using a least-squares minimization routine. We applied our algorithm to compute a translationally invariant matrix product state representation of the ground state for selected values of  $\chi$ . The difference between the energy

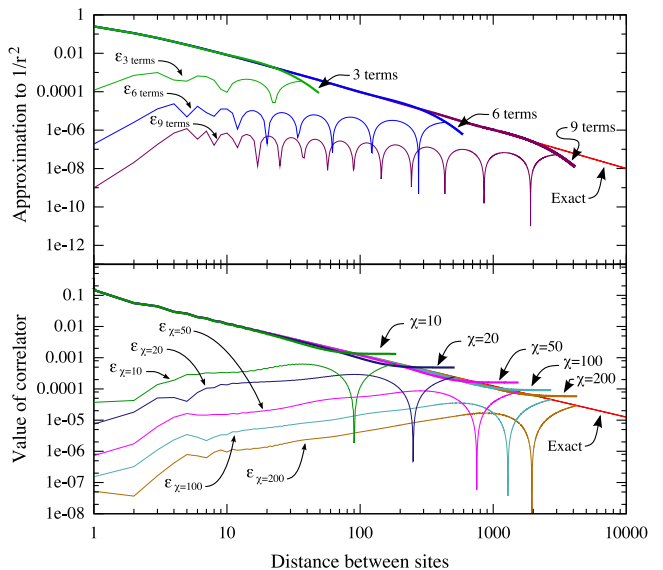


FIG. 2: (top) Decaying exponential approximation to  $1/r^2$  potential. (bottom) Two-point correlator for 9 term approximation. (nocolor)

per site we computed and the exact value obtained from [19] is plotted as a function of  $\chi$  in Fig. 1.

For the 9-term expansion, we also computed the two-point correlator – that is,  $C(r) := \langle \sigma^X \otimes I^{\otimes r} \otimes \sigma^X \rangle$  – using the algorithm given earlier for computing the expectation of a local operator. The result for several values of  $\chi$  is plotted in figure 2 against the exact value as also obtained in [19]. Note that our approximation gets good agreement up to some length, after which it becomes a constant. This is because the algorithm is attempting to approximate this correlator using a sum of decaying exponentials plus a constant term; by increasing  $\chi$ , we are increasing the number of terms available to track the correlator, which results in systematic improvement of our approximation of the ground state.

To summarize, in this letter we have introduced a new algorithm for computing the ground state of infinite 1D systems. By making use of matrix product operators, we are able to directly model systems with long-range interactions. Current work is in progress to generalize this approach to multiple dimensions.

G.C. performed this work as part of the the East Asia Pacific Summer Institute program, cofunded by the N.S.F. and the A.A.S; additional support was received from U.S. D.O.E. grant DE-FG02-97ER25308. A.D. and G.V. acknowledge support from the A.R.C.

\* Electronic address: gcross@phys.washington.edu

- [1] K. G. Wilson, Rev. Mod. Phys. **47**, 773 (1975).  
 [2] S. R. White and R. M. Noack, Phys. Rev. Lett. **68**, 3487

- (1992).
- [3] U. Schollwöck, Rev. Mod. Phys. **77**, 259 (2005).
  - [4] T. Xiang, Phys. Rev. B **53**, R10445 (1996).
  - [5] S. Nishimoto, E. Jeckelmann, F. Gebhard, and R. M. Noack, Phys. Rev. B **65**, 165114 (2002).
  - [6] S. Östlund and S. Rommer, Phys. Rev. Lett. **75**, 3537 (1995).
  - [7] S. Rommer and S. Östlund, Phys. Rev. B **55**, 2164 (1997).
  - [8] G. Vidal, Phys. Rev. Lett. **98**, 070201 (2007), arXiv:cond-mat/0605597, URL <http://arxiv.org/abs/cond-mat/0605597>.
  - [9] J. Jordan, R. Orus, G. Vidal, F. Verstraete, and J. I. Cirac, *Classical simulation of infinite-size quantum lattice systems in two spatial dimensions*, arXiv:cond-mat/0703788, URL <http://arxiv.org/abs/cond-mat/0703788>.
  - [10] F. Verstraete and J. I. Cirac, *Renormalization algorithms for quantum-many body systems in two and higher dimensions*, arXiv:cond-mat/0407066, URL <http://arxiv.org/abs/cond-mat/0407066>.
  - [11] F. Verstraete, D. Porras, and J. I. Cirac, Phys. Rev. Lett. **93**, 227205 (2004), arXiv:cond-mat/0404706, URL <http://arxiv.org/abs/cond-mat/0404706>.
  - [12] I. P. McCulloch, J. Stat. Mech. **P10014** (2007), arXiv:cond-mat/0701428, URL <http://arxiv.org/abs/cond-mat/0701428>.
  - [13] G. M. Crosswhite and D. Bacon, under consideration by Phys. Rev. A, arXiv:0708.1221, URL <http://arxiv.org/abs/0708.1221>.
  - [14] T. Nishino and K. Okunishi, J. Phys. Soc. Jpn. **64**, 4084 (1995).
  - [15] Y. Hieida, K. Okunishi, and Y. Akutsu, Phys. Lett. A **233**, 464 (1997).
  - [16] K. Ueda et al., J. Phys. Soc. Jpn. **75**, 014003 (2006), arXiv:cond-mat/0509320, URL <http://arxiv.org/abs/cond-mat/0509320>.
  - [17] R. Lehoucq, D. Sorensen, and C. Yang, *Arpack users' guide: Solution of large scale eigenvalue problems with implicitly restarted arnoldi methods* (1997), URL <http://www.caam.rice.edu/software/ARPACK>.
  - [18] F. D. M. Haldane, Phys. Rev. Lett. **60**, 635 (1988).
  - [19] B. S. Shastry, Phys. Rev. Lett. **60**, 639 (1988).
  - [20] Note that this approach does not scale well beyond two sites; that is, given an interaction which is symmetric under translations of  $n$  sites, blocking the sites together grows the size of the representation by a factor of  $2^n$ . An alternative strategy is to add  $n$  sites at a time to the center of the system, and then use a sweeping algorithm like that described in Ref. [11] to optimize the site tensors; the final representation is then given by  $n$  site tensors rather than one.

### FACTORIZATION OF EXPONENTIALLY DECAYING INTERACTIONS

In this appendix, we shall explain how to write a sum of exponentially decaying  $XX$  interaction terms as a matrix product operator using the formalism detailed in Ref. [13]. To do this, we shall employ an alternative representation for our operator: rather than think-

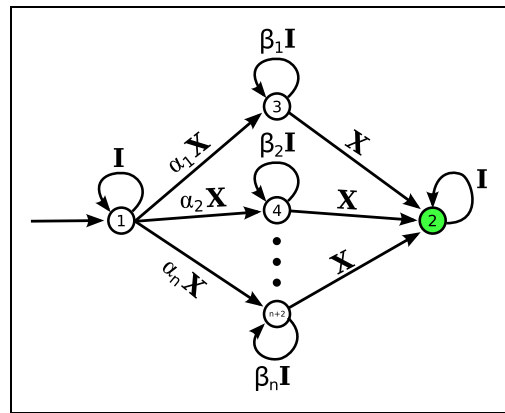


FIG. 3: Finite state automata representation of a sum of exponentially decaying  $XX$  interactions.

ing of it as a sum of tensor product terms with complex coefficients, we shall instead think of it as a function which maps arbitrary strings of  $X$  and  $I$  symbols to complex numbers. In our sum each term takes the form  $(\sum_n \alpha_n \beta_n^r) I^{\otimes i} \otimes X \otimes I^{\otimes r} \otimes X \otimes I^{\otimes j}$  with  $i, j, r \geq 0$ , so our corresponding function maps strings of the form  $I^i X I^r X I^j$  to  $\sum_n \alpha_n \beta_n^r$ , and all other strings to zero.

We shall now construct a *finite state automaton* which computes this function. A finite state automaton can be thought of as a machine which reads through an input string and changes its state in response to each input symbol according to a set of transition rules. The transitions are non-deterministic and weighted – that is, the automaton can take many transitions simultaneously, and at the end of the string it outputs a number corresponding to the sum of the product of the weights along each sequence of transitions that it took. The automaton starts on a designated *initial* state; if it does not end on a designated *accept* state or it encounters a symbol without an associated transition, then it outputs a zero (overriding other weights).

The automaton which computes the function representing our operator is illustrated in Fig. 3. States are indicated by circles, and transition rules are indicated by arrows labeled with a symbol and a weight (1 if not otherwise specified). An unconnected arrow designates the initial state (1), and shading designates the accept state (2). A good way to think about what is going on is that terms are generated by each possible walk from state 1 to state 2. So for example, by taking the path  $1 \rightarrow 1 \rightarrow 3 \rightarrow 3 \rightarrow 3 \rightarrow 2$  we generate the term  $(\alpha_1 \beta_1^2) I \otimes X \otimes I \otimes I \otimes X$ ; summing over all walks for strings of the form  $I X I^2 X$  we obtain the desired coefficient  $\sum_n \alpha_n \beta_n^2$ .

From this automaton, we immediately obtain a matrix product operator representation. The initial and accept states give us the values for the left and right boundaries:  $(L^O)_k = \delta_{1,k}$  and  $(R^O)_k = \delta_{2,k}$ . The elements of the operator tensor,  $O_{i,j}^A$ , are given by the weight on the  $i \rightarrow$

$j$  transition with the symbol corresponding to operator  $\mathbf{A}$  (0 if no such transition exists); for example, we have that  $O_{1,3}^{\mathbf{X}} = \alpha_1$ . To get a feeling for why this works, observe that a run of the automaton is equivalent to starting with a vector giving initial weights on the states, multiplying this vector some number of times by a transition matrix,

and then dotting the result with a vector that filters out all but the weights on the accept states; this procedure is exactly equivalent to the form of equation 1.

This process is easily extended to include terms with arbitrary coupling interactions, such as  $XY$ ,  $YY$ ,  $ZZ$ , etc.