

A BIJECTION ON CORE PARTITIONS AND A PARABOLIC QUOTIENT OF THE AFFINE SYMMETRIC GROUP

CHRIS BERG, BRANT JONES, AND MONICA VAZIRANI

ABSTRACT. Let ℓ, k be fixed positive integers. In [1], the first and third authors established a bijection between ℓ -cores with first part equal to k and $(\ell - 1)$ -cores with first part less than or equal to k . This paper gives several new interpretations of that bijection. The ℓ -cores index minimal length coset representatives for $\widetilde{S}_\ell/S_\ell$ where \widetilde{S}_ℓ denotes the affine symmetric group and S_ℓ denotes the finite symmetric group. In this setting, the bijection has a beautiful geometric interpretation in terms of the root lattice of type $A_{\ell-1}$. We also show that the bijection has a natural description in terms of another correspondence due to Lapointe and Morse [8].

1. INTRODUCTION

Core partitions are combinatorial objects that appear naturally in various type A settings. They are used in the modular representation theory of the symmetric group to describe the blocks [6]. In the geometry of the affine Grassmannian, cores index Schubert varieties and related homology classes called k -Schur functions [8]. At the level of Coxeter groups, cores correspond to minimal length coset representatives for the parabolic quotient $\widetilde{S}_\ell/S_\ell$ where \widetilde{S}_ℓ denotes the affine symmetric group and S_ℓ denotes the finite symmetric group.

The impetus for this paper is combinatorial. In [1], the first and third authors showed that the number of ℓ -cores with first part equal to k is $\binom{k+\ell-2}{k}$ using a bijection Φ_ℓ^k between ℓ -cores with first part k and $(\ell - 1)$ -cores with first part less than or equal to k . The fact that such a projection exists is remarkable in part because the Coxeter group of affine type $A_{\ell-2}^{(1)}$ is not a parabolic subgroup of $A_{\ell-1}^{(1)}$.

Date: October 31, 2018.

The first author was supported in part by NSF grant DMS-0135345. The second author was supported in part by NSF grant DMS-0636297. The third author was supported in part by NSF grant DMS-0301320.

In this work we review some combinatorial models for cores and interpret the bijection in various guises. In the Coxeter system setting, the bijection has a geometric interpretation as a projection from the root lattice of type $A_{\ell-1}$ to an embedded copy of the root lattice of type $A_{\ell-2}$; see Figure 2. We observe that the bijection reduces the Coxeter length of the corresponding minimal length coset representative by exactly k . We also show that the bijection has a natural description in terms of another correspondence between ℓ -cores and $(\ell-1)$ -bounded partitions due to Lapointe and Morse [8].

1.1. Organization. In Section 2 we introduce the bijection Φ_ℓ^k in terms of partition diagrams. In Section 3, we review the correspondence between ℓ -cores and minimal length coset representatives for \tilde{S}_ℓ/S_ℓ where \tilde{S}_ℓ denotes the affine symmetric group and S_ℓ denotes the finite symmetric group. In Section 4, we give a geometric version of the bijection Φ_ℓ^k on the root lattice of type $A_{\ell-1}$. In Section 5, we show that Φ_ℓ^k also has a natural description in terms of bounded partitions using the correspondence

$$\rho_{\ell-1} : \{\ell\text{-cores}\} \rightarrow \{\text{partitions with first part } \leq \ell-1\}$$

due to Lapointe and Morse [8].

2. DEFINITIONS, NOTATION AND A REVIEW OF THE BIJECTION

2.1. Preliminaries. Let $\lambda = (\lambda_1, \dots, \lambda_r)$ be a partition of n and $\ell \geq 2$ be an integer. Throughout this paper, all of our partitions are drawn in English notation. We will use the convention (x, y) to denote the box which sits in the x^{th} row and the y^{th} column of the Young diagram of λ . We sometimes abuse notation and refer to row i in the diagram of λ as λ_i . \mathcal{P} will denote the set of all partitions. The length of a partition λ is defined to be the number of nonzero parts of λ and will be denoted $len(\lambda)$. For a fixed choice of ℓ , the *residue* of box (i, j) is defined to be the least nonnegative integer $r(i, j)$ congruent to $j - i$ modulo ℓ . We let $\delta_{i,j}$ denote the Kronecker delta function. The *hook length* of the (a, c) box of λ is defined to be the number of boxes to the right and below the box (a, c) , including the box (a, c) itself. It will be denoted $h_{(a,c)}^\lambda$.

Definition 2.1.1. A partition λ is an ℓ -core if for every box (a, b) in the Young diagram of λ , we have $\ell \nmid h_{(a,b)}^\lambda$.

The set of all ℓ -cores will be denoted \mathcal{C}_ℓ . The subset of \mathcal{C}_ℓ having first part k will be denoted \mathcal{C}_ℓ^k and the subset of \mathcal{C}_ℓ having first part $\leq k$ will be denoted $\mathcal{C}_\ell^{\leq k}$. See James and Kerber's book [6] for more background on partitions and ℓ -cores. Definition 2.1.1 is most useful for our purposes; ℓ -cores are more commonly defined as partitions having no removable ℓ -rim hook.

2.2. β -numbers and abaci. The notion of β -numbers can be found in [6]. Here we give a modified description of the β -numbers.

Each partition $\lambda = (\lambda_1, \dots, \lambda_r)$ is determined by its hook lengths in the first column, i.e. the $h_{(i,1)}^\lambda$. From a sequence $(\alpha_1, \dots, \alpha_r)$ of positive decreasing integers one obtains a partition μ by requiring that the hook length $h_{(i,1)}^\mu = \alpha_i$ for $1 \leq i \leq r$. This gives a bijection between the set of partitions and the set of strictly decreasing sequences of positive integers.

One can generalize this process by looking at the set B of infinite sequences $b = (b_1, b_2, \dots)$ of integers. We give B the group structure of component-wise addition. We define the element $\mathbf{1} = (1, 1, 1, 1, \dots) \in B$. Let S denote the subgroup generated by $\mathbf{1}$ under addition, so $S = \{(n, n, n, \dots) : n \in \mathbf{Z}\}$. A sequence $b = (b_1, b_2, \dots) \in B$ is said to *stabilize* if there exists an n so that $b_i - b_{i+1} = 1$ for all $i > n$. The set \mathcal{B} is defined to be the subset of B of strictly decreasing sequences that stabilize, modulo the added relation \equiv that two sequences are equivalent if their difference is in S .

Example 2.2.1. $(11, 7, 4, 1, -1, -2, -3, \dots)$ is in \mathcal{B} . In \mathcal{B} , we have

$$(9, 5, 2, -1, -3, -4, -5, \dots) \equiv (11, 7, 4, 1, -1, -2, -3, \dots).$$

We define a bijection β between the set \mathcal{P} of partitions and \mathcal{B} . To a partition $\lambda = (\lambda_1, \lambda_2, \dots, \lambda_r)$ of length r , we define $\beta(\lambda)$ to be the equivalence class of $(h_{(1,1)}^\lambda, h_{(2,1)}^\lambda, h_{(3,1)}^\lambda, \dots, h_{(r,1)}^\lambda, -1, -2, -3, -4, \dots)$ in \mathcal{B} .

Example 2.2.2. $\beta(8, 5, 3, 1)$ is the equivalence class of $(11, 7, 4, 1, -1, -2, -3, \dots)$.

An *abacus diagram* is a diagram containing ℓ columns labeled $0, 1, \dots, \ell-1$, called *runners*. The horizontal cross-sections or rows will be called *levels* and runner i

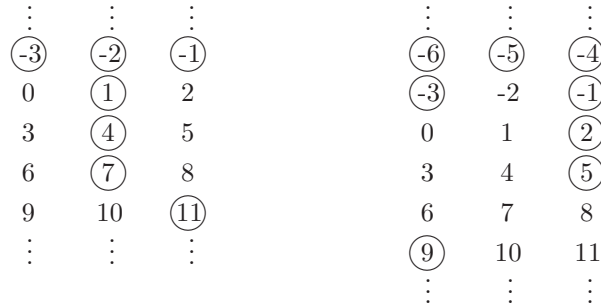
contains entries labeled by $r\ell + i$ on each level r where $-\infty < r < \infty$. We draw the abacus so that each runner is vertical, oriented with $-\infty$ at the top and ∞ at the bottom, with runner 0 in the leftmost position, increasing to runner $\ell - 1$ in the rightmost position. Entries in the abacus diagram may be circled; such circled elements are called *beads*. Entries which are not circled will be called *gaps*. The linear ordering of the entries given by the labels $r\ell + i$ is called the *reading order* of the abacus and corresponds to scanning left to right, top to bottom.

Example 2.2.3. The following abacus diagram has beads in positions $(\dots, -3, -2, -1, 1, 2, 4, 5, 8)$ and gaps in positions $(0, 3, 6, 7, 9, 10, 11, \dots)$. Level 0 is the row which contains $0, 1, 2$.

	Runner 0	Runner 1	Runner 2
	\vdots	\vdots	\vdots
Level -1 →	$\ominus 3$	$\ominus 2$	$\ominus 1$
Level 0 →	0	$\ominus 1$	$\ominus 2$
Level 1 →	3	$\ominus 4$	$\ominus 5$
Level 2 →	6	7	$\ominus 8$
	9	10	11
	\vdots	\vdots	\vdots

A representative ω of $\beta(\lambda)$ will be called a *set of β -numbers* for λ . Suppose $\omega = (\omega_1, \omega_2, \dots)$ is a set of β numbers for λ . An *abacus* for λ is obtained by circling the entries of ω in an abacus diagram.

Example 2.2.4. The following two diagrams are abaci for $\lambda = (8, 5, 3, 1)$, the first comes from the β -numbers $(11, 7, 4, 1, -1, -2, -3, \dots)$ and the second comes from the equivalent β -numbers $(9, 5, 2, -1, -3, -4, -5, \dots)$. We list the beads in reverse reading order to be compatible with stability in \mathcal{B} .



Remark 2.2.5. Note that an abacus for λ is not unique because it depends on the set of β -numbers chosen for λ . However, from any abacus of λ one can obtain the partition λ by counting the number of gaps before every bead in the abacus in reading order. In the first example above for instance, we see that $\lambda_1 = 8$ since the eight numbers 10,9,8,6,5,3,2,0 are exactly the eight gaps before the bead corresponding to the final bead at position 11. We will say that a bead is *active* if it occurs in the positions between the first gap and the last bead, in reading order. The active beads are those that correspond to a nonzero part in a partition. In the left example above, the bead in spot 11 is active since it corresponds to the part $\lambda_1 = 8$, whereas the bead in spot -1 is not active since it corresponds to $\lambda_5 = 0$.

Definition 2.2.6. We define the *balance number* of an abacus to be the sum over all runners of the largest level in that runner which contains a bead. We say that an abacus is *balanced* if its balance number is zero.

Example 2.2.7. In the example above, the balance number of the first diagram is $-1 + 2 + 3 = 4$. The balance number for the second diagram is $3 + -2 + 1 = 2$, so neither are balanced.

Remark 2.2.8. Note that there is a unique abacus which represents a given partition for each balance number. In particular, there is a unique abacus of λ with balance number 0. The balance number for a set of β -numbers of λ will increase by exactly 1 when the vector $\mathbf{1}$ is added to the set of β -numbers. On the abacus picture, this corresponds to shifting all of the beads forward one entry in the reading order.

Definition 2.2.9. A runner is called *flush* if no bead on the runner is preceded in reading order by a gap on that same runner. We say that an abacus is *flush* if every runner is flush.

Theorem 2.2.10. [6, Theorem 2.7.16, Lemma 2.7.38] λ is an ℓ -core if and only if any (equivalently, every) abacus of λ is flush. Moreover, in the balanced flush abacus of an ℓ -core λ , each active bead on runner i corresponds to a row of λ whose rightmost box has residue i .

In the case that the corresponding abacus is not balanced, the boxes corresponding to the active beads on runner i will share the same residue, but the residue may not be i .

Example 2.2.11. One can check that the partition $\lambda = (5, 2, 1, 1, 1)$ is a 4-core. One set of β -numbers for λ is $(8, 4, 2, 1, 0, -2, -3, -4, \dots)$. This abacus is balanced as $2 + 0 + 0 + (-2) = 0$. All of the runners are flush. The active beads on runner 0 lie in positions 8, 4, 0 and these correspond to rows 1, 2 and 5 of the partition diagram whose final box of residue 0 is highlighted.

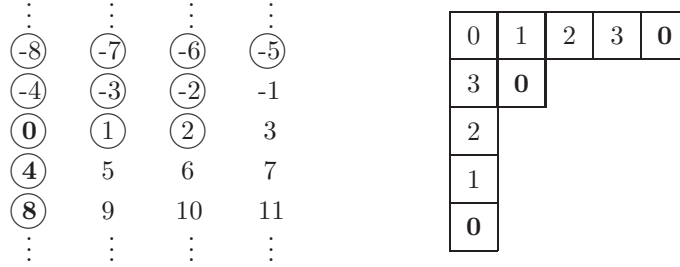
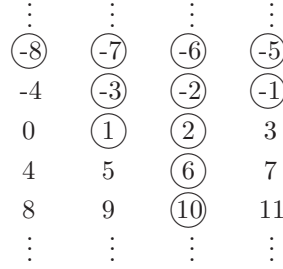


FIGURE 1. This abacus represents the 4-core $(5, 2, 1, 1, 1)$. The boxes of the corresponding partition diagram have been filled with their residue.

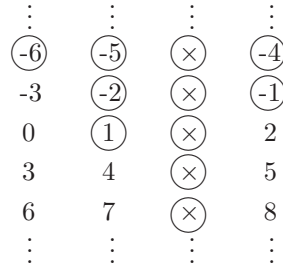
2.3. The bijection on abacus configurations. Here we describe the bijection $\Phi_\ell^k : \mathcal{C}_\ell^k \rightarrow \mathcal{C}_{\ell-1}^{\leq k}$. Given $\lambda \in \mathcal{C}_\ell^k$ and an abacus for λ , remove the whole runner which contains the largest bead. Place the remaining runners into an $(\ell - 1)$ abacus in order. In other words, renumber the runners $0, \dots, \ell - 2$, keeping the levels of the entries as before. This will correspond to an $(\ell - 1)$ -core μ with largest part at most k . Then we define $\Phi_\ell^k : \mathcal{C}_\ell^k \rightarrow \mathcal{C}_{\ell-1}^{\leq k}$ to be the map which takes λ to μ . Observe that Φ_ℓ^k is well defined, independent of the choice of abacus for λ .

To see that Φ_ℓ^k is a bijection, observe that the map can be reversed. Starting from an abacus of the $(\ell - 1)$ -core μ , insert a new flush runner whose largest bead occurs just after the k^{th} gap in the reading order. This yields a flush abacus for the ℓ -core λ with $\lambda_1 = k$.

Example 2.3.1. Let $\ell = 4$ and $\lambda = (8, 5, 2, 2, 1, 1, 1)$. An abacus for λ is:

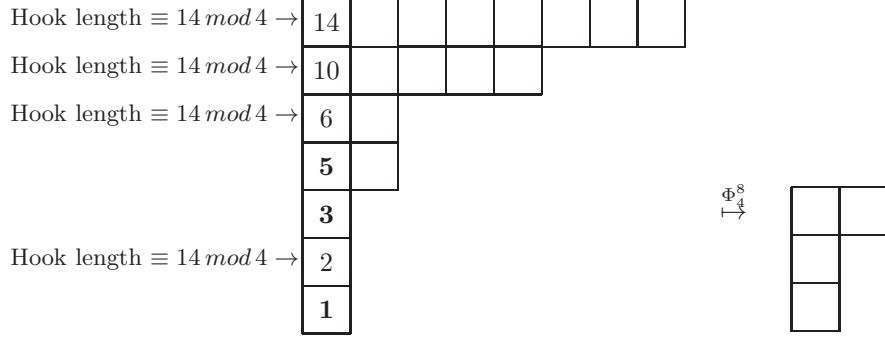


The largest β -number is 10. Removing the whole runner containing the 10, we get the remaining diagram with runners relabeled for $\ell = 3$



These are a set of β -numbers for the partition $(2, 1, 1)$, which is a 3-core with largest part ≤ 8 . For the reverse bijection when $k = 8$, notice that the eighth gap is at entry 7 which dictates where we insert the new runner and beads. Also note in this example that the first abacus has balance number -1 while its image has balance number -3, so balance number is not necessarily preserved.

2.4. The bijection on core partitions. Another way to describe Φ_ℓ^k is on the Young diagram of λ . Applying Φ_ℓ^k to λ is the same as removing all of the rows i of λ for which $h_{(i,1)} \equiv h_{(1,1)} \pmod{\ell}$. To illustrate, we show the bijection on the same example $\lambda = (8, 5, 2, 2, 1, 1, 1)$, but performed on a Young diagram instead of an abacus. We start by drawing the Young diagram and writing the hooks lengths of the boxes in the first column. The bijection simply deletes the rows which have a hook length in the first column equivalent to the hook length $h_{(1,1)}^\lambda \pmod{\ell}$.



Deleting the corresponding rows, we get that $\Phi_4^8(8, 5, 2, 2, 1, 1, 1) = (2, 1, 1)$.

3. CORES AND THE ACTION OF \tilde{S}_ℓ ON THE FINITE ROOT LATTICE

In this section we recall that the ℓ -cores index a system of minimal length coset representatives for \tilde{S}_ℓ/S_ℓ and describe some associated geometry.

3.1. The affine root system. Following [5], let $\{\varepsilon_1, \varepsilon_2, \dots, \varepsilon_\ell\}$ be an orthonormal basis of the Euclidean space \mathbf{R}^ℓ and denote the corresponding inner product by (\cdot, \cdot) . For $1 \leq i \leq \ell - 1$, let s_i be the reflection defined by interchanging ε_i and ε_{i+1} ; the reflecting hyperplanes are discussed below. Then $\{s_1, \dots, s_{\ell-1}\}$ are a set of Coxeter generators for the symmetric group S_ℓ , which acts on \mathbf{R}^ℓ by permuting coordinates in the ε_i basis.

Let s_0 be the affine reflection of \mathbf{R}^ℓ defined on $v = \sum_{j=1}^\ell a_j \varepsilon_j$ by

$$s_0(v) = (a_\ell + 1)\varepsilon_1 + a_2\varepsilon_2 + \dots + a_{\ell-1}\varepsilon_{\ell-1} + (a_1 - 1)\varepsilon_\ell.$$

Define the *simple roots* Δ of type $A_{\ell-1}$ to be the collection of $\ell - 1$ vectors

$$\alpha_1 = \varepsilon_1 - \varepsilon_2, \quad \alpha_2 = \varepsilon_2 - \varepsilon_3, \quad \dots, \quad \alpha_{\ell-1} = \varepsilon_{\ell-1} - \varepsilon_\ell.$$

The \mathbf{Z} -span Λ_R of Δ is called the *root lattice of type $A_{\ell-1}$* . Let $V = \mathbf{R} \otimes_{\mathbf{Z}} \Lambda_R \subsetneq \mathbf{R}^\ell$. Observe that each reflection s_i preserves V and so $\{s_0, s_1, \dots, s_{\ell-1}\}$ are a set of Coxeter generators for the affine symmetric group \tilde{S}_ℓ acting on V . For $w \in \tilde{S}_\ell$ we let $l(w)$ denote Coxeter length. From now on, we restrict our attention from \mathbf{R}^ℓ to V .

In this presentation we see that S_ℓ is a parabolic subgroup of \tilde{S}_ℓ . We form the parabolic quotient

$$\tilde{S}_\ell/S_\ell = \{w \in \tilde{S}_\ell : l(ws_i) > l(w) \text{ for all } s_i \text{ where } 1 \leq i \leq \ell - 1\}.$$

By a standard result in the theory of Coxeter groups, this set gives a unique representative of minimal length from each coset wS_ℓ of \tilde{S}_ℓ/S_ℓ . For more on this construction, see [2, Section 2.4]. Another standard result is that \tilde{S}_ℓ acts on V as the semidirect product of S_ℓ and the translation group corresponding to the root lattice Λ_R . Hence, \tilde{S}_ℓ/S_ℓ is also in bijection with Λ_R and we identify Λ_R with the translation subgroup $\{t_{\mathbf{a}} : \mathbf{a} \in \Lambda_R\}$ of \tilde{S}_ℓ .

Let us consider this situation geometrically. Denote the set of *finite roots* by $\Pi = \{w\alpha_i : w \in S_\ell, \alpha_i \in \Delta\} \subset V$. It is a standard fact that each root $\alpha \in \Pi$ can be written as an integral linear combination of the simple roots Δ such that all of the coefficients are positive or all coefficients are negative. Therefore, Π can be decomposed as $\Pi = \Pi^+ \uplus \Pi^-$.

For each finite root α and integer k we can define an affine hyperplane

$$H_{\alpha,k} = \{v \in V : (v, \alpha) = k\}.$$

Observe that s_i is the reflection over the hyperplane $H_{\alpha_i,0}$ for $1 \leq i < \ell$ while s_0 is the reflection over $H_{\theta,1}$ where $\theta = \varepsilon_1 - \varepsilon_\ell = \sum_{i=1}^{\ell-1} \alpha_i$. Let \mathcal{H} denote the collection of all affine hyperplanes $H_{\alpha,k}$ for $\alpha \in \Pi, k \in \mathbf{Z}$. Let \mathcal{A} be the set of all connected components of $V \setminus \bigcup_{H \in \mathcal{H}} H$. Each element of \mathcal{A} is called an *alcove*. In particular,

$$A_\circ = \{v \in V : 0 < (v, \alpha) < 1 \text{ for all } \alpha \in \Pi^+\}$$

is called the *fundamental alcove* whose closure is a fundamental domain for the action of \tilde{S}_ℓ on V .

Proposition 3.1.1. [5, Section 4.5] *The affine Weyl group \tilde{S}_ℓ permutes the collection of alcoves transitively and freely. The closure of A_\circ is a fundamental domain for the action of \tilde{S}_ℓ on V .*

Define

$$B_\circ = \bigcup_{w \in S_\ell} wA_\circ.$$

The set B_\circ contains one alcove for each permutation in S_ℓ and the closure of B_\circ is a fundamental domain for the action of translation by Λ_R on V . Moreover, for any affine permutation $t_{\mathbf{a}}w \in \Lambda_R \rtimes S_\ell$ we have that $B_\circ + \mathbf{a}$ corresponds to the left coset of S_ℓ containing $t_{\mathbf{a}}w$ in \tilde{S}_ℓ/S_ℓ . In fact, the set of all $B_\circ + \mathbf{a}$ is precisely the \tilde{S}_ℓ -orbit of B_\circ . Since length can be computed by counting the minimal number of

hyperplanes which must be crossed in a path back to A_\circ , we have that \mathbf{a} determines the alcove of $B_\circ + \mathbf{a}$ that represents $t_{\mathbf{a}}w$ and has minimal length: it is the alcove which requires the fewest such hyperplane crossings. This describes a bijection that we denote $\varpi : \Lambda_R \rightarrow \tilde{S}_\ell/S_\ell$ in which $\mathbf{a} \mapsto t_{\mathbf{a}}w_{\mathbf{a}}$. Figure 2 shows the Euclidean space V associated to type A_2 in the context of the bijection Φ_ℓ^k .

3.2. ℓ -cores are minimal length coset representatives. We now show how an ℓ -core can be associated to each $\mathbf{a} \in \Lambda_R$. Let $\mathbf{a} = (a_1, \dots, a_\ell)$ be a vector in Λ_R written with respect to the ε_i basis, so each $a_i \in \mathbf{Z}$ and $\sum_{i=1}^\ell a_i = 0$. We form a balanced flush abacus from \mathbf{a} by filling the $(i-1)^{\text{st}}$ runner with beads from $-\infty$ down to level a_i . By Remark 2.2.8 and Theorem 2.2.10, every ℓ -core has exactly one balanced flush abacus. Hence, we obtain bijections whose composition we denote by π .

$$\pi : \{(a_1, \dots, a_\ell) : a_i \in \mathbf{Z}, \sum_{i=1}^\ell a_i = 0\} \rightarrow \{\text{balanced flush abaci}\} \rightarrow \mathcal{C}_\ell.$$

Remark 3.2.1. Because the runners of an abacus are usually labeled by $0 \leq i \leq \ell-1$ but coordinates of \mathbf{R}^ℓ are labeled by $1 \leq j \leq \ell$ we will sometimes coordinatize Λ_R as $\mathbf{a} = (a_1, \dots, a_\ell)$ or as $\mathbf{b} = (b_0, \dots, b_{\ell-1})$.

Example 3.2.2. Let $\ell = 4$ and let $\mathbf{a} = 2\varepsilon_1 + 0\varepsilon_2 + 0\varepsilon_3 - 2\varepsilon_4$. Then we draw an abacus as shown in Figure 1 above with beads down to level 2 in runner 0, level 0 in runner 1, level 0 in runner 2, and level -2 in runner 3.

Next, we observe that the ℓ -cores inherit an action of \tilde{S}_ℓ from the bijection π . To describe the action, we draw the diagram of $\lambda = (\lambda_1, \dots, \lambda_r)$ and fill each box (i, j) with the residue $j - i \pmod{\ell}$. Fix $\lambda \in \mathcal{C}_\ell$ and suppose $\mathbf{b} = (b_0, \dots, b_{\ell-1}) = \pi^{-1}(\lambda)$. For $0 \leq i \leq \ell-1$, we say that s_i is an *ascent* for λ if $b_{i-1} > b_i - \delta_{i,0}$, and we say that s_i is a *descent* for λ if $b_{i-1} < b_i - \delta_{i,0}$. Here, we interpret b_{-1} as $b_{\ell-1}$.

Remark 3.2.3. Note that the definition for s_i to be a descent (respectively, ascent, neither) given above corresponds to $l(\varpi(s_i\mathbf{b})) < l(\varpi(\mathbf{b}))$ (respectively, $>$, $=$). This corresponds to whether $l(s_i\varpi(\mathbf{b})) < l(\varpi(\mathbf{b}))$.

Example 3.2.4. The 4-core $(5, 2, 1, 1, 1)$ corresponds to $w = s_0s_1s_2s_3s_2s_1s_0 = t_{(2,0,0,-2)}$. Hence, s_1 and s_3 are ascents for λ and s_0 is a descent for λ . Observe

that s_2 is neither an ascent nor a descent because $s_2w = s_0s_1s_2s_3s_2s_1s_0s_2$ ceases to be a minimal length left coset representative. Correspondingly $s_2(2, 0, 0, -2) = (2, 0, 0, -2)$.

Proposition 3.2.5. *Let λ be an ℓ -core. If s_i is an ascent for λ then s_i acts on λ by adding all boxes with residue i to λ such that the result is a partition. If s_i is a descent for λ then s_i acts on λ by removing all of the boxes with residue i that lie at the end of both their row and column so that their removal results in a partition. If s_i is neither an ascent nor a descent for λ then s_i does not change λ .*

Proof. Begin by considering the action of s_i on abaci that comes from the action on $\Lambda_R \subset V$. Applying s_i for $1 \leq i \leq \ell - 1$ corresponds to exchanging adjacent runners $i - 1$ and i in the balanced flush abacus whose runners are labeled $0, \dots, \ell - 1$. Applying the s_0 generator first adds a bead to runner $\ell - 1$ and removes a bead from runner 0 so that they stay flush, and then exchanges the two runners.

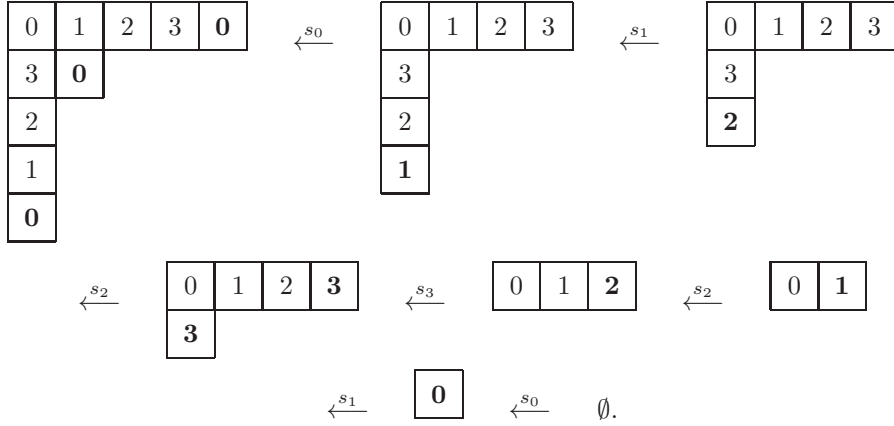
Since the coordinates of $\mathbf{b} \in \Lambda_R$ sum to 0, Theorem 2.2.10 implies that each active bead in runner i of the balanced flush abacus corresponds to a row of λ whose rightmost box has residue i . Because the abacus is flush, exchanging runners i and $i - 1$ either adds some set of boxes with residue i to the diagram of λ in the case that s_i is an ascent, or else removes a set of boxes with residue i in the case that s_i is a descent. The result is again a balanced flush abacus so corresponds to an ℓ -core. If s_i is neither an ascent nor a descent then $b_i = b_{i-1} + \delta_{i,0}$ so the abacus remains unchanged.

Observe that a box with residue i is removable if and only if it lies at the end of its row and column. This occurs if and only if it corresponds to an active bead on runner i with a gap immediately preceding it in the reading order of the abacus. Similarly, a box with residue i is addable if and only if it corresponds to a gap on runner i with an active bead immediately succeeding it in the reading order of the abacus. The action of s_i swaps runners i and $i - 1$ which therefore interchanges all of the i -addable and i -removable boxes. \square

Remark 3.2.6. This action can be described as a special case of the action on the crystal graph associated to the irreducible highest-weight representation $V(\Lambda_0)$ of $\widehat{\mathfrak{sl}}_\ell$ that is given by the operators $\widetilde{f}_i^{\varphi_i - \varepsilon_i}$ or $\widetilde{e}_i^{\varepsilon_i - \varphi_i}$. For details, see [4], [7] or [9].

Let λ be an ℓ -core. Then we can recursively define a canonical reduced expression for $\varpi(\pi^{-1}(\lambda))$ that we denote $w(\lambda)$ by choosing $w(\lambda) = s_i w(\hat{\lambda})$ where i is the residue of the rightmost box in the bottom row of λ and $\hat{\lambda}$ is the result of applying s_i to λ as in Proposition 3.2.5. Note that s_i is always a descent for this choice of i . The empty partition corresponds to the identity Coxeter element. This reduced expression was previously defined in [8, Definition 45].

Example 3.2.7. The canonical reduced expression for the 4-core $(5, 2, 1, 1, 1)$ shown in Figure 1 is $s_0 s_1 s_2 s_3 s_2 s_1 s_0$. The first step in reducing this expression to the identity removes the three boxes labeled 0 that lie at the end of their rows which is recorded as the leftmost s_0 in the expression.



Proposition 3.2.8. For $\lambda \in \mathcal{C}_\ell$ we have that $w(\lambda)$ is a reduced expression for the minimal length coset representative indexed by λ .

The Coxeter length of $w(\lambda)$ is

$$l(w(\lambda)) = \sum_{i=0}^{\ell-1} \lambda_{R(i)}$$

where $R(i)$ is the longest row of λ whose rightmost box has residue i .

Proof. Let i be the residue of the rightmost box in the bottom row λ_r of λ . Then the balanced flush abacus configuration corresponding to λ has an active bead B representing λ_r on runner i by Theorem 2.2.10. Observe that B has a gap immediately preceding it in the reading order because B is the first active bead in the reading order and $\lambda_r \neq 0$. Since the abacus is flush, every box of λ with residue i that lies at the end of its row corresponds to some active bead B' on runner i

of the abacus with a gap immediately preceding B' in the reading order. Hence, every box of λ with residue i that lies at the end of its row also lies at the end of its column and applying s_i removes every such box by Proposition 3.2.5.

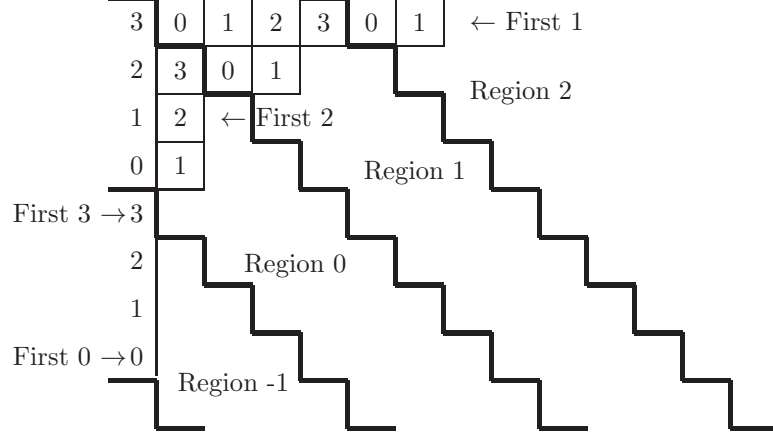
Iterating this process eventually produces the empty partition, corresponding to the identity Coxeter element. At each step, we have shown that applying s_i removes exactly one box from $R(i)$ yielding the length formula. \square

Example 3.2.9. Let $\lambda = (10, 7, 4, 3, 2, 2, 2, 1, 1, 1)$ and $\ell = 4$. Then the biggest part ending in residue 1 is $\lambda_1 = 10$, the biggest part ending in residue 3 is $\lambda_4 = 3$, the biggest part ending in residue 0 is $\lambda_6 = 2$, and no part ends in residue 2. Hence the Coxeter length of the minimal length coset representative for this 4-core is $10 + 3 + 2 = 15$. The canonical minimal length coset representative for this core is $w(\lambda) = s_3s_0s_1s_2s_3s_0s_1s_3s_2s_1s_0s_3s_2s_1s_0$.

0	1	2	3	0	1	2	3	0	1
3	0	1	2	3	0	1			
2	3	0	1						
1	2	3							
0	1								
3	0								
2	3								
1									
0									
3									

There is another way to obtain the root vector $\pi^{-1}(\lambda) = (b_0, \dots, b_{\ell-1}) \in \Lambda_R$ from the partition $\lambda \in \mathcal{C}_\ell$ due to Garvan, Kim and Stanton [3]. Say that *region* r of the diagram of λ is the set of boxes (i, j) satisfying $(r - 1)\ell \leq j - i < r\ell$. We call a box *row-exposed* if it lies at the end of its row. Then, set b_i to be the maximum region of λ which contains a row-exposed box with residue i for $0 \leq i \leq \ell - 1$. In particular, we pad λ with parts of size zero if necessary and label all of the boxes before the 0th column by their residue. In this way b_i is well-defined because column 0 contains infinitely many row-exposed boxes. We call the vector $(b_0, \dots, b_{\ell-1})$ obtained in this fashion the *n-vector* of λ and we show that it is the same vector as $\pi^{-1}(\lambda)$.

Example 3.2.10. Let $\ell = 4$ and $\lambda = (6, 3, 1, 1)$. From the picture below, we see that the n -vector for λ is $(-1, 2, 0, -1)$.



Lemma 3.2.11. Let $(b_0, \dots, b_{\ell-1})$ be the n -vector of an ℓ -core λ and let $s_i(\lambda)$ be the result of applying s_i to λ as described in Proposition 3.2.5. Then, the n -vector of $s_i(\lambda)$ is $(b_0, \dots, b_i, b_{i-1}, \dots, b_{\ell-1})$ for $1 \leq i \leq \ell - 1$, or $(b_{\ell-1} + 1, b_2, \dots, b_{\ell-2}, b_0 - 1)$ if $i = 0$.

Proof. Denote the n -vector of $s_i(\lambda)$ by $(n_0, \dots, n_{\ell-1})$. It follows from the proof in [3, Bijection 2] that if there exists a row-exposed i -box in region r then there exist row-exposed i -boxes in each region $< r$.

Observe that a row λ_p of λ has an addable i -box in region r exactly if:

- (1) the row λ_p has a row-exposed $(i - 1)$ -box in region $r - \delta_{i,0} \leq b_{i-1}$, and
- (2) the row λ_{p-1} does not have a row-exposed i -box, so $b_i < r$.

Similarly, a row λ_q has a removable i -box in region s exactly if:

- (1) the row λ_q has a row-exposed i -box in region $s \leq b_i$, and
- (2) the row λ_{q+1} does not have a row-exposed $(i - 1)$ -box, so $b_{i-1} < s - \delta_{i,0}$.

Moreover, an i -box is addable (removable) in λ only if it is removable (addable, respectively) in $s_i(\lambda)$. Therefore, when we apply s_i to λ we interchange each of the regions r and s satisfying

$$b_i < r \leq b_{i-1} + \delta_{i,0}$$

and

$$b_{i-1} + \delta_{i,0} < s \leq b_i.$$

Hence, we obtain

$$n_i = b_{i-1} + \delta_{i,0}$$

and

$$n_{i-1} = b_i - \delta_{i,0}.$$

□

Corollary 3.2.12. *The n -vector of λ is $\pi^{-1}(\lambda)$.*

Proof. The n -vector of the empty partition is equal to $\pi^{-1}(\emptyset) = (0, \dots, 0)$. The result then follows by induction on the Coxeter length of $w(\lambda)$ by Lemma 3.2.11. □

Proposition 3.2.13. *Suppose that $\pi(\mathbf{a}) = \pi(a_1, \dots, a_\ell) = \lambda$. Then we have*

$$\lambda_1 = (a_i - 1)\ell + i$$

where a_i is the rightmost occurrence of the largest coordinate in \mathbf{a} . Also,

$$\lambda_1 = \sum_{j=1}^{i-1} (a_i - a_j) + \sum_{j=i+1}^{\ell} (a_i - a_j - 1).$$

Proof. Consider the balanced flush abacus corresponding to λ . Then λ_1 corresponds to the last active bead B in the reading order, and B lies on runner $i - 1$. In particular, if there are multiple occurrences of the largest coordinate in \mathbf{a} then λ_1 corresponds to the bead on the rightmost runner. The number of boxes in λ_1 is the number of gaps prior to B in the reading order of the abacus and the second formula follows from counting these gaps, using that the beads are flush on each runner.

Since the abacus is balanced, we have that the number of beads strictly below the zero level must be equal to the number of gaps weakly above the zero level. If the last active bead occurs in level j of runner $i - 1$ then we could move all of the beads below the zero level to fill in the gaps above the zero level, and so count the gaps starting from entry 0 to the entry that contained B as $(j - 1)\ell + i$. This yields the first formula. □

Example 3.2.14. The balanced flush abacus corresponding to the 4-core

$$\pi(1, -2, 2, -1) = \lambda = (7, 4, 3, 2, 1, 1, 1)$$

is shown below together with the diagram in which the beads have been moved to calculate $\lambda_1 = 7$ as $(2 - 1)4 + 3$. Here, $a_3 = 2$ is the largest entry, corresponding to runner 2.

$$\begin{array}{cccccccc}
 \vdots & \vdots & \vdots & \vdots & \vdots & \vdots & \vdots & \vdots \\
 \textcircled{-8} & \textcircled{-7} & \textcircled{-6} & \textcircled{-5} & \textcircled{-8} & \textcircled{-7} & \textcircled{-6} & \textcircled{-5} \\
 \textcircled{-4} & -3 & \textcircled{-2} & \textcircled{-1} & \textcircled{-4} & \textcircled{-3} & \textcircled{-2} & \textcircled{-1} \\
 \textcircled{0} & 1 & \textcircled{2} & 3 & \textcircled{0} & \textcircled{1} & \textcircled{2} & \textcircled{3} \\
 \hline
 \textcircled{4} & 5 & \textcircled{6} & 7 & 4 & 5 & 6 & 7 \\
 8 & 9 & \textcircled{10} & 11 & 8 & 9 & \underline{10} & 11 \\
 \vdots & \vdots & \vdots & \vdots & \vdots & \vdots & \vdots & \vdots
 \end{array}$$

Corollary 3.2.15. *For $k \geq 0$, let H_ℓ^k denote the affine hyperplane*

$$H_\ell^k = \{\mathbf{a} = (a_1, \dots, a_\ell) \in \mathbf{R}^\ell : (\mathbf{a}, \varepsilon_{(k \bmod \ell)}) = \lceil \frac{k}{\ell} \rceil\} \cap V$$

inside V , where $1 \leq (k \bmod \ell) \leq \ell$. Then under the correspondence π , the ℓ -cores λ with $\lambda_1 = k$ all lie inside $H_\ell^k \cap \Lambda_R$.

Proof. We can write $k > 0$ uniquely as $(j - 1)\ell + i$ for $1 \leq i \leq \ell$ and $j \geq 1$. In this case, $j = \lceil \frac{k}{\ell} \rceil$ and $i \equiv k \pmod{\ell}$. The result then follows from the first formula of Proposition 3.2.13. If $\lambda_1 = 0$ then $k = 0$ and $\lambda = \emptyset$ so the statement holds. \square

4. THE BIJECTION Φ_ℓ^k IS AN AFFINE LINEAR ISOMETRY IN V

4.1. The bijection interpreted on V . From Proposition 3.2.13 we see that if a_i is the rightmost occurrence of the largest coordinate in $\mathbf{a} = (a_1, \dots, a_\ell) = \pi^{-1}(\lambda)$, then $\lambda_1 \equiv i \pmod{\ell}$. The next result describes Φ_ℓ^k in terms of the root lattice coordinates.

Theorem 4.1.1. *Let ψ_ℓ be the affine map defined by $\psi_\ell(a_1, \dots, a_\ell) = (a_\ell + 1, a_1, a_2, \dots, a_{\ell-1})$. Then,*

$$\pi^{-1} \circ \Phi_\ell^k \circ \pi(a_1, \dots, a_\ell) = \psi_{\ell-1}^{a_i}(a_1, \dots, \widehat{a_i}, \dots, a_\ell)$$

where a_i is the rightmost occurrence of the largest entry among $\{a_1, \dots, a_\ell\}$ and the circumflex indicates omission.

Proof. Suppose $\pi(a_1, \dots, a_\ell) = \lambda \in \mathcal{C}_\ell^k$. Then λ corresponds to a balanced flush abacus A in which the first row of λ corresponds to the last active bead B in the

reading order for the abacus, and B occurs on runner $i - 1$. The bijection $\Phi_\ell^k(\lambda)$ is defined on A by deleting the runner $i - 1$ in order to obtain the abacus of an $(\ell - 1)$ -core. Since the original abacus is balanced, when we remove runner $i - 1$ from A we are left with an abacus A' in which the balance number is $-a_i$. Applying $\psi_{\ell-1}$ corresponds to shifting all of the entries of A' forward one entry in the reading order of A' , or equivalently adding $\mathbf{1}$ to the β -numbers for λ . Hence, applying $\psi_{\ell-1}^{a_i}$ to A' produces a balanced flush abacus for the same partition as $\Phi_\ell^k(\lambda)$. \square

The geometric interpretation of Φ_ℓ^k as pictured in Figure 2 can also be described as follows. We observed for an ℓ -core λ with $\lambda_1 = k$ that $\pi^{-1}(\lambda)$ lies in the affine hyperplane H_ℓ^k . We can identify $H_\ell^k \cap \Lambda_R$ with a copy of the root lattice of $A_{\ell-2}$ via $(\Phi_\ell^k)^{-1}$. This embedding requires cyclically shifting coordinates as described by ψ and depends on k .

Example 4.1.2. Let $\ell = 3$. The affine hyperplane H_3^7 contains $(3, 1, -4) = \pi^{-1}(7, 5, 4^2, 3^2, 2^2, 1^2)$. We decompose Φ_3^7 as the composition of a translation and a cyclic shift of coordinates. Translating by the vector $\mathbf{t} = (-3, 1, 2)$ sends H_3^7 to the linear hyperplane

$$V' = \{(a_1, a_2, a_3) \in V : a_1 = 0\}$$

and in particular sends $(3, 1, -4)$ to $(0, 2, -2)$. We view V' as a subspace of \mathbf{R}^2 with orthonormal basis $\{e'_1, e'_2\}$ and an associated root system of type $A_{\ell-2}$. Hence, we must identify e'_1 with e_3 and e'_2 with e_2 . Therefore, we have $\psi^3(1, -4) = (-2, 2)$ corresponding to $\Phi_3^7(7, 5, 4^2, 3^2, 2^2, 1^2) = (4, 3, 2, 1)$.

Remark 4.1.3. If we focus on $len(\lambda)$ instead of λ_1 , all of the ℓ -cores with fixed length $m = len(\lambda)$ have $\pi^{-1}(\lambda)$ lying in the affine hyperplane

$$\{\mathbf{a} \in \mathbf{R}^\ell : (\mathbf{a}, \varepsilon_{((1-m) \bmod \ell)}) = -\lceil \frac{m}{\ell} \rceil\} \cap V.$$

If we drew dotted lines in Figure 2 connecting the $\pi^{-1}(\lambda)$ with fixed $m = len(\lambda)$ (instead of those with fixed $k = \lambda_1$), then the lines would appear to spiral backwards from the direction of those in Figure 2. This can be explained by the fact that sending a partition to its transpose corresponds to the transformation of \mathbf{R}^ℓ given by $(a_1, \dots, a_\ell) \mapsto (-a_\ell, \dots, -a_1)$ as shown in [3].

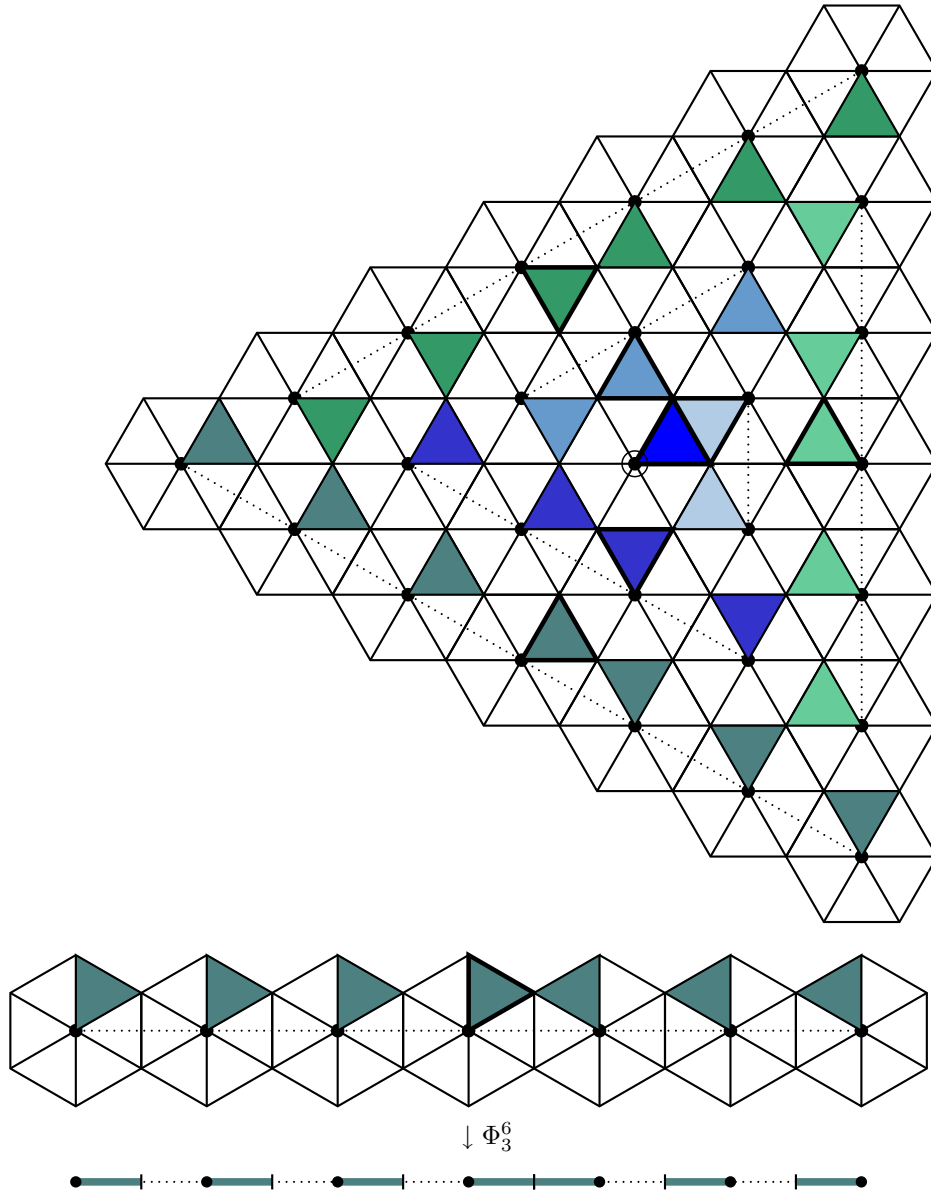


FIGURE 2. The bijection Φ_3^6 as a projection of $A_2^{(1)} \cap H_3^6 \rightarrow A_1^{(1)}$. The $B_o + \mathbf{a}$ are hexagons which tile the plane centered at \mathbf{a} which is darkened, and each $B_o + \mathbf{a}$ contains 6 triangular alcoves. Each alcove corresponds to an element of \widetilde{S}_ℓ and each hexagon corresponds to a coset in $\widetilde{S}_\ell/S_\ell$, so there is a unique 3-core alcove in each hexagon. These are shaded above. Two alcoves $B_o + \mathbf{a}$ and $B_o + \mathbf{b}$ share the same color only if the first parts of the partitions $\pi(\mathbf{a})$ and $\pi(\mathbf{b})$ agree.

4.2. The bijection Φ_ℓ^k as a subexpression in Coxeter generators. Recall from Section 2.4 that Φ_ℓ^k removes all rows from λ in the same equivalence class as the first row. In Proposition 3.2.8, we described a canonical reduced expression $w(\lambda)$ for $\lambda = (\lambda_1, \dots, \lambda_m) \in \mathcal{C}_\ell$. In this construction, the rows of λ are partitioned into ℓ equivalence classes which we denote by $[j]$ according to the residue j of their rightmost box. Let i be the residue of the rightmost box B in the last row λ_m of λ . Observe that B is a removable i -box unless $\lambda = \emptyset$, and applying s_i removes one box from each of the rows $\equiv [i]$.

We claim that two rows of $s_i(\lambda)$ are equivalent if and only if the rows were equivalent in λ . To see this, consider that there can be no rows $\equiv [i-1]$ in λ . Otherwise there exists a box in the same column as B whose row is $\equiv [i-1]$, and so the hooklength of this box is divisible by ℓ which contradicts λ being an ℓ -core. Therefore, the rows $\equiv [i-1]$ in $s_i(\lambda)$ are precisely the rows $\equiv [i]$ in λ with the possible exception of λ_m if $\lambda_m = 1$. In any case, no other rows change equivalence classes.

Suppose $w(\lambda) = s_{i_1} s_{i_2} \cdots s_{i_p}$ is the canonical reduced expression for λ obtained from Proposition 3.2.8, so i_1 is the residue of the box B and $i_p = 0$. Working left to right to reduce $w(\lambda)$ to the identity, each application of s_{i_j} removes a box from every row that is in the same equivalence class as the last row of the intermediate partition. Let J be the subset of $\{1, \dots, p\}$ such that the first row and the last row are not in the same equivalence class in the ℓ -core $s_{i_j} s_{i_{j+1}} \cdots s_{i_p}(\emptyset)$. Then the subexpression of $w(\lambda)$ corresponding to the indices in J gives the canonical minimal length coset representative for the $(\ell-1)$ -core $\Phi_\ell^k(\lambda)$ after relabeling the residues with respect to $\ell-1$.

Since we remove a box from every row in the equivalence class of the last row at each step, we remove in particular a box from the longest row in that equivalence class. Hence, we see that the positions $\{1, \dots, p\} \setminus J$ that are deleted from $w(\lambda)$ in the application of Φ_ℓ^k correspond with boxes in the first row of λ , so applying Φ_ℓ^k reduces the Coxeter length by exactly k .

Example 4.2.1. Suppose $\ell = 5$ and let $\lambda = (9, 5, 3, 2, 2, 1, 1, 1, 1)$. We label the diagram of λ as shown in Figure 3 by residues with respect to ℓ on the bottom of

each box, and with respect to $\ell - 1$ on the top of those boxes that are not in rows equivalent to the first row. We put dots as placeholders in the tops of these boxes.

$$\lambda = \begin{array}{|c|c|c|c|c|c|c|c|c|} \hline \dot{0} & \dot{1} & \dot{2} & \dot{3} & \dot{4} & \dot{0} & \dot{1} & \dot{2} & \dot{3} \\ \hline \dot{4} & \dot{0} & \dot{1} & \dot{2} & \dot{3} & & & & \\ \hline 0 & 1 & 2 & & & & & & \\ \hline 3 & 4 & 0 & & & & & & \\ \hline \dot{2} & \dot{3} & & & & & & & \\ \hline 3 & 0 & & & & & & & \\ \hline 1 & 2 & & & & & & & \\ \hline 2 & 0 & & & & & & & \\ \hline 1 & 4 & & & & & & & \\ \hline \dot{3} & & & & & & & & \\ \hline 0 & 2 & & & & & & & \\ \hline \end{array}$$

FIGURE 3. Φ_ℓ^k as a Coxeter subexpression of $w = \mathbf{s}_2 \mathbf{s}_3 \mathbf{s}_4 \mathbf{s}_0 \mathbf{s}_1 \mathbf{s}_2 \mathbf{s}_4 \mathbf{s}_3 \mathbf{s}_1 \mathbf{s}_0 \mathbf{s}_4 \mathbf{s}_3 \mathbf{s}_2 \mathbf{s}_1 \mathbf{s}_0$.

We see directly from this diagram that

$$w(\lambda) = w = \mathbf{s}_2 \mathbf{s}_3 \mathbf{s}_4 \mathbf{s}_0 \mathbf{s}_1 \mathbf{s}_2 \mathbf{s}_4 \mathbf{s}_3 \mathbf{s}_1 \mathbf{s}_0 \mathbf{s}_4 \mathbf{s}_3 \mathbf{s}_2 \mathbf{s}_1 \mathbf{s}_0$$

where the entries in J have been highlighted. For example, applying s_2 to λ removes the last row as well as the last box from row 5. Since we did not remove a box from the first row, we have position $1 \in J$. The next step applies s_3 to remove the last row of $s_2(\lambda)$ as well as the last box from rows 1, 2, and 4, so position $2 \notin J$.

After shifting the residues in the bold subexpression $\mathbf{s}_2 \mathbf{s}_4 \mathbf{s}_0 \mathbf{s}_1 \mathbf{s}_4 \mathbf{s}_3$ to be calculated relative to $\ell - 1$ as shown in the diagram, we obtain $w(\Phi_\ell^k(\lambda)) = s_0 s_1 s_2 s_3 s_1 s_0$. The Coxeter length has been reduced by $15 - 6 = 9 = \lambda_1$.

5. RELATION WITH A CORRESPONDENCE OF LAPOINTE–MORSE

5.1. Φ_ℓ^k interpreted in terms of the Lapointe–Morse correspondence. In this section, we show that the bijection Φ_ℓ^k can be succinctly expressed as a map between k -bounded partitions (one whose first part is $\leq k$) and $(k - 1)$ -bounded partitions, using the correspondence

$$\rho_{k+1} : \{(k + 1)\text{-cores}\} \rightarrow \{\text{partitions with first part } \leq k\}$$

of Lapointe and Morse [8, Section 3] to which we refer the reader for more details. Let $\widetilde{\Phi}_\ell^k$ be defined by the property that the left square in the following diagram commutes, and define Υ_ℓ^k to simply delete the first column from the diagram of the partition. Then, we claim that the right square in the diagram also commutes. Here, tr denotes the transpose of a partition.

$$\begin{array}{ccccc}
 \{\lambda \in \mathcal{C}_\ell^k\} & \xrightarrow{tr} & \{\lambda \in \mathcal{C}_\ell, \text{len}(\lambda) = k\} & \xrightarrow{\rho_\ell} & \left\{ \begin{array}{l} \text{partitions } \nu \text{ with} \\ \nu_1 \leq \ell - 1 \text{ and} \\ \text{len}(\nu) = k \end{array} \right\} \\
 \Phi_\ell^k \downarrow & & \downarrow \widetilde{\Phi}_\ell^k & & \downarrow \Upsilon_\ell^k \\
 \{\mu \in \mathcal{C}_{\ell-1}^{\leq k}\} & \xrightarrow{tr} & \{\mu \in \mathcal{C}_{\ell-1}, \text{len}(\mu) \leq k\} & \xrightarrow{\rho_{\ell-1}} & \left\{ \begin{array}{l} \text{partitions } \sigma \text{ with} \\ \sigma_1 \leq \ell - 2 \text{ and} \\ \text{len}(\sigma) \leq k \end{array} \right\}
 \end{array}$$

Recall that $h_{\mathbb{B}}^\lambda$ denotes the hooklength of a box \mathbb{B} in a partition diagram λ . Let $\lambda = (\lambda_1, \dots, \lambda_k)$ be an ℓ -core with first column length k . Observe that $\widetilde{\Phi}_\ell^k$ acts by removing entire *columns* from λ by transposing the explanation in Section 2.4. Row-wise, we can describe $\widetilde{\Phi}_\ell^k$ as removing the leftmost box \mathbb{B} in the row together with all of the boxes \mathbb{B}' in the row having $h_{\mathbb{B}}^\lambda \equiv h_{\mathbb{B}'}^\lambda \pmod{\ell}$.

As in [8], we view $\rho_\ell(\lambda)$ as the result of left-justifying all of the rows in a skew-diagram λ/γ , where γ consists of the boxes of λ having hooklength $> \ell$. We say that the boxes of λ lying in λ/γ are the *skew boxes* while the boxes of γ are the *non-skew boxes*.

Example 5.1.1. Suppose $\ell = 5$ and consider the ℓ -core $\lambda = (6, 4, 3, 3, 2, 1, 1)$. In the diagrams below, we have labeled the boxes by their hooklengths. The skew-boxes of $\gamma \subset \lambda$ are indicated in boldface, so $\rho_\ell(\lambda) = (3, 2, 2, 2, 2, 1, 1)$. The entries

that are deleted in the application of $\widetilde{\Phi}_\ell^k$ are indicated with underline.

$$\lambda = \begin{array}{|c|c|c|c|c|c|} \hline \underline{12} & 9 & \underline{7} & 4 & \underline{2} & 1 \\ \hline \underline{9} & 6 & \underline{4} & 1 & & \\ \hline \underline{7} & 4 & \underline{2} & & & \\ \hline \underline{6} & 3 & \underline{1} & & & \\ \hline \underline{4} & 1 & & & & \\ \hline \underline{2} & & & & & \\ \hline \underline{1} & & & & & \\ \hline \end{array} \quad \widetilde{\Phi}_\ell^k(\lambda) = \begin{array}{|c|c|c|} \hline 7 & 3 & 1 \\ \hline 5 & 1 & \\ \hline 3 & & \\ \hline 2 & & \\ \hline 1 & & \\ \hline \end{array}$$

From these diagrams, we see that $\widetilde{\Phi}_\ell^k(\lambda)$ is a 4-core and $\Upsilon_\ell^k(\rho_\ell(\lambda)) = (2, 1, 1, 1, 1) = \rho_{\ell-1}(\widetilde{\Phi}_\ell^k(\lambda))$.

To simplify notation, let $\widetilde{\lambda} = \widetilde{\Phi}_\ell^k(\lambda)$ and define $\widetilde{\gamma}$ to consist of the boxes of $\widetilde{\lambda}$ having hooklength $> \ell - 1$ so that $\rho_{\ell-1}(\widetilde{\lambda})$ is the result of left justifying the boxes of $\widetilde{\lambda}/\widetilde{\gamma}$.

Lemma 5.1.2. *There is exactly one skew box deleted from each row of λ in the application of $\widetilde{\Phi}_\ell^k$. Also, a box B in λ that is not deleted in the application of $\widetilde{\Phi}_\ell^k$ is skew with respect to ℓ if and only if the corresponding box \widetilde{B} of $\widetilde{\Phi}_\ell^k(\lambda)$ is a skew box with respect to $\ell - 1$.*

Proof. It suffices to prove these statements for a fixed row. Since the skew boxes are those with hooklength $< \ell$, we delete at most one skew box from each row of λ when we apply $\widetilde{\Phi}_\ell^k$. Next, we show that at least one skew box is deleted. Let L be the leftmost box of λ in row i . Since λ is an ℓ -core, the partition $\widehat{\lambda} = (\lambda_i, \lambda_{i+1}, \dots, \lambda_k)$ is also an ℓ -core. Form an unbalanced abacus A of $\widehat{\lambda}^{tr}$ such that the beads of A correspond to hooklengths of the first row of $\widehat{\lambda}$ which is the i^{th} row of λ . In particular, those beads corresponding to the boxes with equivalent hooklength to h_L^λ form the rightmost longest runner of the abacus A and they are flush. Hence, there exists a box L' in the same row as L having hooklength $\equiv h_L^\lambda \pmod{\ell}$ such that $1 \leq h_{L'}^\lambda \leq \ell - 1$, so the corresponding box L' is a skew box. The box L' is deleted from λ when we apply $\widetilde{\Phi}_\ell^k$.

To prove the second statement, suppose B is a box in the i^{th} row of λ that does not get deleted in $\widetilde{\lambda}$. Let \widetilde{B} be the corresponding box in $\widetilde{\lambda}$. Then B corresponds to an active bead in the abacus A that is not on same runner as L . We have that

B is skew with respect to ℓ if and only if the corresponding bead lies on level 0 of the abacus A . Since removing the runner containing L does not change any levels of the remaining beads, we have that \widetilde{B} is skew with respect to $\ell - 1$ if and only if B is skew with respect to ℓ . \square

Theorem 5.1.3. *The map Υ_ℓ^k is a bijection which makes the diagram at the beginning of this section commute.*

Proof. We see from Lemma 5.1.2 that the notion of skew box is preserved under the application of $\widetilde{\Phi}_\ell^k$. Thus, we have that $\rho_{\ell-1}(\widetilde{\Phi}_\ell^k(\lambda))$ is formed from $\rho_\ell(\lambda)$ by simply deleting the first column. \square

REFERENCES

- [1] C. Berg and M. Vazirani, $(\ell, 0)$ -Carter partitions, a generating function, and their crystal theoretic interpretation, *ArXiv Mathematics e-prints*, math.CO/0712.2075.
- [2] A. Björner, F. Brenti, *Combinatorics of Coxeter groups*, Graduate Texts in Mathematics, Springer, Berlin (2005).
- [3] F. Garvan, D. Kim, and D. Stanton, Cranks and t-cores, *Inv. Math.* 101 (1990), 1-17.
- [4] I. Grojnowski, Affine $\widehat{\mathfrak{sl}}_p$ controls the representation theory of the symmetric group and related Hecke algebras, *ArXiv Mathematics e-prints*, math/9907129
- [5] Humphreys, *Reflection groups and Coxeter groups*, Cambridge Stud. Adv. Math **29** Cambridge Univ. Press (1990).
- [6] G.D.James and A.Kerber, *The Representation Theory of the Symmetric Group*, Encyclopedia of Mathematics, **16**, 1981.
- [7] A. Kleshchev, *Linear and Projective Representations of Symmetric Groups*, Cambridge Tracts in Mathematics **163**.
- [8] L. Lapointe and J. Morse, Tableaux on $k+1$ -cores, reduced words for affine permutations, and k -Schur expansions, *Journal of Combinatorial Theory*, Series A Volume 112, Issue 1, October 2005, Pages 44-81
- [9] K.C. Misra and T. Miwa, Crystal base for the basic representation of $U_q(\mathfrak{sl}_n)$, *Commun. Math. Phys.* **134** (1990), 79-88.

DEPARTMENT OF MATHEMATICS, UC DAVIS, USA, 95616

E-mail address: [berg, brant, vazirani]@math.ucdavis.edu