

Moore and more and symmetry

Tobias Kretz and Michael Schreckenberg

Physik von Transport und Verkehr
 Universität Duisburg-Essen
 D-47057 Duisburg, Germany

October 26, 2018

Abstract

In any spatially discrete model of pedestrian motion which uses a regular lattice as basis, there is the question of how the symmetry between the different directions of motion can be restored as far as possible but with limited computational effort. This question is equivalent to the question "*How important is the orientation of the axis of discretization for the result of the simulation?*" An optimization in terms of symmetry can be combined with the implementation of higher and heterogeniously distributed walking speeds by representing different walking speeds via different amounts of cells an agent may move during one round. Therefore all different possible neighborhoods for speeds up to $v = 10$ (cells per round) will be examined for the amount of deviation from radial symmetry. Simple criteria will be stated which will allow to find an optimal neighborhood for each speed. It will be shown that following these criteria even the best mixture of steps in *Moore and von Neumann neighborhoods* is unable to reproduce the optimal neighborhood for a speed as low as 4.

1 Introduction

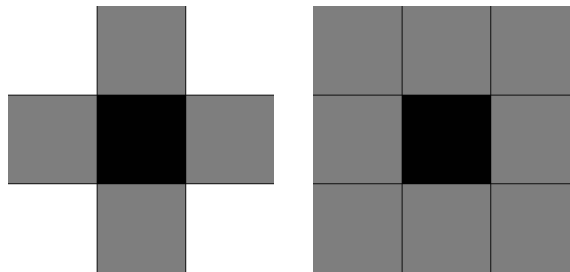


Figure 1: *von Neumann- and Moore-neighborhood* ($v=1$)

In a model which is spatially and temporally discrete the speed of an agent (as the model of a person in a simulation will be called) is the number of cells which he moves during one round. As the real-world interpretation of the size of a cell is fixed by the scale of the discretization, the real-time interpretation of one round fixes the real-world interpretation of such a dimensionless speed.

Subsequent steps within one of the neighborhoods of Fig. 1, leave an agent to be either $\sqrt{2}$ times as slow or as fast moving into the diagonal direction than moving horizontally or vertically. To some extent the situation can be improved by a *mixture* of von Neumann and Moore neighborhoods. If for example an agent would be allowed to do a total of five steps during one round, of which three are in von Neumann and two in Moore neighborhood, a larger *total neighborhood* of cells which can be reached during one round would result. The question is: Is there an *optimal total neighborhood* for a given speed? And can it be composed of von Neumann and Moore neighborhoods? In vertical and horizontal direction there is no doubt about the neighborhood: For a speed $v = v_m$ the neighborhood contains the cell of the agent and v_m cells in each horizontal or vertical direction. For any other direction there are cells for which it is not obvious if they should be part of the neighborhood. At the very beginning for $v = 1$ there is the question if one should use the von Neumann or Moore neighborhood. (See Fig. 1).

Definition: *Complete neighborhoods* are four-fold symmetrical neighborhoods where all cells which belong to the neighborhood are closer to the center cell than those which do not.

Example: There are three complete neighborhoods for each $v = 2$ and $v = 3$. (See Figs. 2 and 3.)




Figure 2: *Complete neighborhoods for $v=2$*

Obviously one can limit the search for an optimal neighborhood to complete neighborhoods.

The question is, which complete neighborhood represents the corresponding speed (which is number of cells in horizontal and vertical direction) best. However there might exist other alternatives, the criteria chosen here are such that discretization effects concerning the axis of discretization of the original plan are minimized.

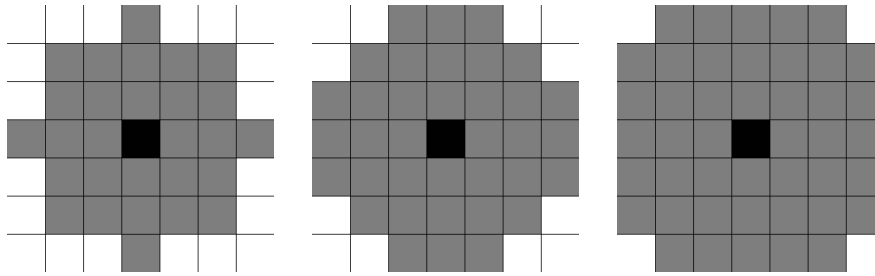


Figure 3: Complete neighborhoods for $v=3$

Therefore at first for each complete neighborhood the speed $v(\phi)$ into each direction has to be written down.

Then the direction-averaged speed is calculated:

$$\langle v \rangle = v_{av} = \frac{1}{2\pi} \int_{\phi} v(\phi) d\phi \quad (1)$$

After that the squared deviation of speeds into each direction from this average is calculated.

$$\Delta v = \sqrt{\frac{1}{2\pi} \int_{\phi} (v(\phi) - v_{av})^2 d\phi} \quad (2)$$

The criteria for an optimal neighborhood are then

- The direction averaged speed should be close to the corresponding integer.
- The deviation from this average into different directions should be small.

Complete neighborhoods up to $v = 10$: The neighborhoods are named by the maximum squared distance of a cell from the center, implying that neighborhood Y includes all cells of neighborhood $X \leq Y$. For reasons of clarity in the following table the numbers are only shown in the second octant.

100	101	104	109	116			
81	82	85	90	97	106	117	
64	65	68	73	80	89	100	113
49	50	53	58	68	74	85	98
36	37	40	45	52	61	72	
25	26	29	34	41	50		
16	17	20	25	32			
9	10	13	18				
4	5	8					
1	2						
0							

NB: Of neighborhoods in the previous table only the neighborhoods 1, 2, 4, 5, 8, 10, 13, 17, 20, 29, 34, 40, 45, 58, 80 and 97 can be composed of the corresponding number of subsequent steps within von Neumann and Moore neighborhoods. (Take N von Neumann and $M = v - N$ Moore steps and check how the largest possible neighborhood looks like.)

1.1 $v(\phi)$ - the variation of speed with the direction of motion

Since all complete neighborhoods have a fourfold axe-symmetry it is sufficient to calculate $v(\phi)$ for $0 \leq \phi < \pi/4$.

$v(\phi)$ is continuously composed from different functions resulting from different ranges of ϕ . The structure of those ranges depends on the shape of the edge of the neighborhood (See Fig. 4).

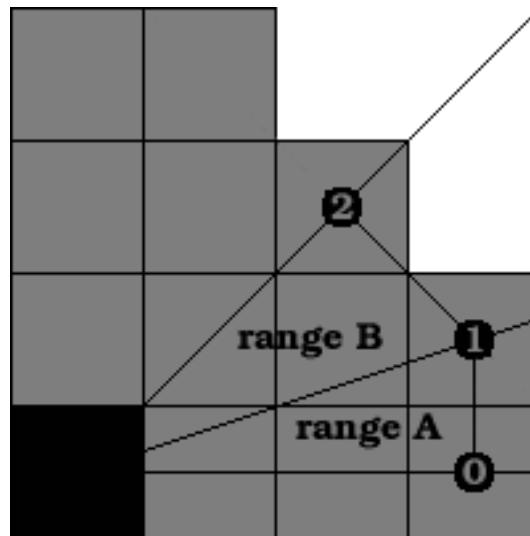


Figure 4: Example for calculating $v(\phi)$ for one of the $v=3$ neighborhoods

Definitions:

δx_i	horizontal distance (in cells) of a border cell to the origin (the black cell in Fig. 4); with i starting with 0 at $\phi = 0$ (see the numbering in the black circles in Fig. 4)
δy_i	vertical distance of a border cell to the origin; with i starting with 0 at $\phi = 0$
D	a large distance
ΔX	$D \cos(\phi)$
ΔY	$D \sin(\phi)$
N	total (minimal) number of steps to reach a cell in distance D into direction $\arctan(\frac{\delta y_i}{\delta x_i}) \leq \phi_i < \arctan(\frac{\delta y_{i+1}}{\delta x_{i+1}})$
n	number of steps into direction $(0/0) \rightarrow (\delta x_i/\delta y_i)$
$N - n$	number of steps into direction $(0/0) \rightarrow (\delta x_{i+1}/\delta y_{i+1})$

To reach the point $(\Delta X/\Delta Y)$ an agent has to do n times a $(\delta x_i/\delta y_i)$ step and $(N - n)$ times a $(\delta x_{i+1}/\delta y_{i+1})$ step.

Such that

$$n \delta x_i + (N - n) \delta x_{i+1} = \Delta X \quad (3)$$

$$n \delta y_i + (N - n) \delta y_{i+1} = \Delta Y \quad (4)$$

Solving this for N leads to

$$N = \frac{\Delta Y - r \Delta X}{\delta y_{i+1} - r \delta x_{i+1}} \quad (5)$$

where

$$r = \frac{\delta y_{i+1} - \delta y_i}{\delta x_{i+1} - \delta x_i} \quad (6)$$

In the intervall $[0, \pi/4]$ r can only take the values ∞ (range A in Fig. 4) and -1 (range B) which in the latter case in equation (5) has to be understood as limit. r is the local gradient of the border of the neighborhood.

Since speed is distance (in cells) over number of rounds to move that distance, one has

$$v(\phi) = \frac{D}{N} = \frac{\delta y_{i+1} - r \delta x_{i+1}}{\sin \phi - r \cos \phi} \quad (7)$$

See Fig. 5 for the speed's dependence on the direction of motion of all three complete $v = 2$ neighborhoods.

1.2 The integrals for the average speeds and the deviations

For ranges with the same gradient of the border as in *range A* (vertical, see Fig. 4) to get the average one has to integrate:

$$I_i^A = \int_{\phi=\phi_i}^{\phi_{i+1}} \frac{1}{\cos \phi} d\phi = \ln \left(\frac{\tan(\frac{\phi_{i+1}}{2} + \frac{\pi}{4})}{\tan(\frac{\phi_i}{2} + \frac{\pi}{4})} \right) \quad (8)$$

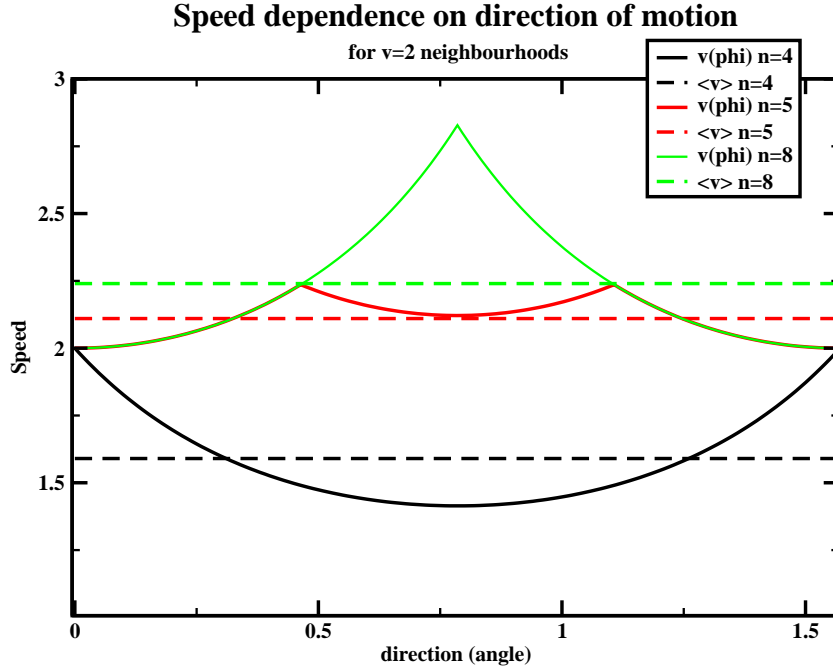


Figure 5: Example for the $v(\phi)$ dependence. ($v = 2$ neighborhoods 4, 5 and 8)

$$= \ln \left(\frac{\sqrt{1 + \tan^2 \phi_{i+1}} + \tan \phi_{i+1}}{\sqrt{1 + \tan^2 \phi_i} + \tan \phi_i} \right) \quad (9)$$

and for a range like *range B* (diagonal):

$$I_i^B = \int_{\phi=\phi_i}^{\phi_{i+1}} \frac{1}{\sin \phi + \cos \phi} d\phi = \frac{1}{\sqrt{2}} \ln \frac{\tan(\frac{\phi_{i+1}}{2} + \frac{\pi}{8})}{\tan(\frac{\phi_i}{2} + \frac{\pi}{8})} \quad (10)$$

$$= \frac{1}{\sqrt{2}} \ln \left(\frac{(\sqrt{2(1 + \tan^2 \phi_{i+1})} - 1 + \tan \phi_{i+1})(1 + \tan \phi_i)}{(1 + \tan \phi_{i+1})(\sqrt{2(1 + \tan^2 \phi_i)} - 1 + \tan \phi_i)} \right) \quad (11)$$

NB: To get the average speed in that range additionally one would have to normalize the integrals.

The average for the whole first octant is the sum

$$v_{av} = \frac{4}{\pi} \sum_i I_i^X(\phi_i, \phi_{i+1}) \quad (12)$$

For the deviation integrals

$$\int_{\phi=\phi_i}^{\phi_{i+1}} (v(\phi) - v_{av})^2 d\phi \quad (13)$$

the additionally needed integrals are

$$\int_{\phi=\phi_i}^{\phi_{i+1}} \frac{1}{\cos \phi^2} d\phi = \tan \phi_{i+1} - \tan \phi_i \quad (14)$$

and

$$\int_{\phi=\phi_i}^{\phi_{i+1}} \frac{1}{(\sin \phi + \cos \phi)^2} d\phi = \frac{1}{2} \left(\tan \left(\phi_{i+1} - \frac{\pi}{4} \right) - \tan \left(\phi_i - \frac{\pi}{4} \right) \right) \quad (15)$$

$$= \frac{1}{2} \left(\frac{1 + \tan \phi_{i+1}}{1 - \tan \phi_{i+1}} - \frac{1 + \tan \phi_i}{1 - \tan \phi_i} \right) \quad (16)$$

1.3 Results

However all integrals are simple and analytic, the analytic results do not provide too much insight and in the following only the numerical results are given. The following average speeds and deviations were calculated:

Table 1: Average speeds and relative deviations (by angle) for all complete neighborhoods up to $v=10$

neighb. (d_{max}^2)	average speed	relative deviation	neighb. (d_{max}^2)	average speed	relative deviation
1	0.79	0.105	2	1.12	0.105
4	1.59	0.105	5	2.11	0.033
8	2.24	0.105	9	2.52	0.080
10	2.98	0.033	13	3.28	0.067
16	3.47	0.055	17	3.82	0.054
18	3.91	0.043	20	4.22	0.033
25	4.57	0.064	26	4.85	0.039
29	5.11	0.024	32	5.17	0.028
34	5.40	0.054	36	5.52	0.043
37	5.75	0.034	40	5.97	0.033
41	6.13	0.026	45	6.33	0.033
49	6.43	0.030	50	6.67	0.035
52	6.86	0.039	53	7.05	0.019
58	7.22	0.024	61	7.35	0.034
64	7.44	0.030	65	7.77	0.029
68	7.94	0.019	72	7.98	0.021
73	8.13	0.024	74	8.29	0.023
80	8.44	0.033	81	8.52	0.028

...to be continued...

...continued...

neighb. (d_{max}^2)	average speed	relative deviation	neighb. (d_{max}^2)	average speed	relative deviation
82	8.66	0.026	85	8.92	0.023
89	9.06	0.025	90	9.20	0.015
97	9.34	0.025	98	9.37	0.026
100	9.57	0.030	101	9.70	0.025
104	9.83	0.021	106	9.96	0.019
109	10.09	0.014	113	10.18	0.019
116	10.31	0.023	117	10.43	0.024

However there are ambiguities, these information point to this choice of neighborhoods (of which only the ones for speeds 1,2,3,5 and 6 can be composed out of the corresponding number of subsequent von Neumann or Moore steps):

speed	neighborhood (d_{max}^2)
1	2
2	5
3	10
4	18
5	29
6	40
7	53
8	72
9	89
10	109

resulting in this quarter of speed neighborhoods (an agent with maximum speed v_m can reach all cells with a number $\leq v_m$):

10	10	10	10							
9	9	9	10	10	10					
8	8	8	9	9	9	10				
7	7	7	8	8	9	9	10			
6	6	6	7	7	8	8	9	10		
5	5	5	6	7	7	8	9	9	10	
4	4	5	5	6	7	7	8	9	10	
3	3	4	4	5	6	7	8	9	10	10
2	2	3	4	5	5	6	7	8	9	10
1	1	2	3	4	5	6	7	8	9	10
0	1	2	3	4	5	6	7	8	9	10

2 A model of pedestrian motion

As it is not in the main scope of this paper, the model which makes use of the ideas above will now be presented only in short:

Space becomes discretized into quadratic cells with 40 cm as length of an edge. Each cell may be occupied by at most one agent.

Before the beginning of the main part of the simulation, the individual parameters – as the maximum speed – are spread over all agents.

Then the agents are assigned (deterministically or randomly) to their starting position.

Round by round the agents repeat the following steps until all agents have left the scenario via an exit:

- All agents in parallel choose one of the cells (*destination*) within the neighborhood assigned to their maximum speed.
- The agents sequentially try to reach their destination cell.

The rules for the selection of a destination cell are quite complex, while the rules of movement are rather simple. Former ones are probabilistic. Most important for the decision process is the higher probability to select a cell as destination if it lies closer to the exit (probability $p \propto \exp(k_S(S_{max} - S))$, with coupling strength k_S and distance S to exit). But also herding behavior, inertia, and the distance towards other agents as well as walls can play a role. In many aspects this part of the model is a higher speeds extension of the model described in Refs. [1, 2].

The rules of actual motion are deterministic, however the sequence in which the agents carry out their steps is chosen randomly. Each agent moves within a Moore neighborhood to that cell that lies closest to his destination cell. If no cell is available that is closer to the destination cell than his current position he remains where he is. A once used cell remains blocked for the rest of the round (see Ref. [3]).

3 Testing the symmetry and the discretization artifacts

3.1 Walking speeds and travel times of single agents

To test the benefit of the considerations above for the equality of directions several simulations were carried out, where one agent moved a distance of 325 (the number < 1000 with the most solutions of Pythagoras: $325^2 = A^2 + B^2$) cells into eight different directions with two different speeds. Each simulation was carried out 100 times. k_S has been set to 10.0 to make the simulation nearly deterministic.

Δx	253	260	280	300	312	315	323	325
Δy	204	195	165	125	91	80	36	0
\rightarrow angle	38.9	36.9	30.5	22.6	16.3	14.3	6.4	0
$\langle T_{v=1} \rangle$	274.2	276.2	285.8	303.8	313.8	316.5	324.1	326.0
$\pm St.D.$	3.7	3.3	1.8	1.4	0.9	0.7	0.2	0.1
$\langle T_{v=5} \rangle$	67.5	67.0	66.0	64.9	65.0	65.2	66.0	66.0
$\pm St.D.$	0.5	0.2	0.2	0.4	0.4	0.4	0.0	0.0

So the overall average evacuation time for $v = 1$ was 302.6 rounds \pm 7.00 rounds (2.30 %), while for $v = 5$ it was 65.9 rounds \pm 0.30 rounds (0.46%). This means that standard deviation of the overall average is roughly by the same factor (5) smaller as the speed is larger. If one wants to interpret the agents moving in the two examples with 2 m/sec for $v = 1$ one round has to be interpreted as 0.2 seconds and for $v = 5$ one round would be one second. Then for $v = 1$ the time to move as far as 130 m would vary with the orientation of the discretization axis by more than 10 seconds $((326.0-275.2)*0.2)$, while for $v = 5$ it would be only 2.5 seconds (67.4-64.9).

3.2 A radially moving crowd

1948 agents were spread over 194812 cells of a circle area (radius 249 cells). With four exit cells in the center of the circle the agents started to move at once towards the center of the circle. The calculation was done twice: At first all agents had a maximum speed 1, during the second run, they had a maximum speed 5. See Fig.s 6 for a comparison of how the initially rotationally symmetric spatial distribution of agents evolves with time in the two cases.




Figure 6: Comparison of two simulations with a crowd (black) moving to the center of a circle. The left image shows $v=1$ agents after 180, the right one $v=5$ agents after 36 rounds.

As a last test we compared the simulated walking times of the two alternative routes (called A: Start \rightarrow 2 \rightarrow 4 \rightarrow Exit and B: Start \rightarrow 1 \rightarrow 3 \rightarrow 5 \rightarrow Exit) shown in Fig. 7. In reality route B is $\sqrt{2}$ times as long as route A and so should the walking times be for pedestrians with identical speeds. So this is a specific comparison of motion into the two directions 0 and 45 degree.

These are the average (ten simulations) walking times for agents with a certain speed:

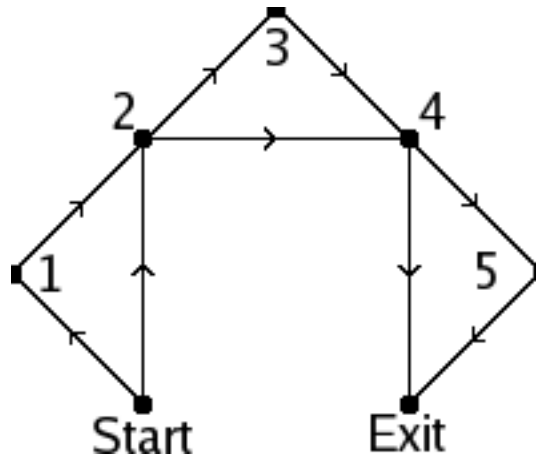


Figure 7: Two routes: Route A contains horizontal and vertical, route B diagonal parts.

	T_A	T_B	T_B/T_A	$T_B/(\sqrt{2}T_A)$
$v = 1$	291.1	328.4	1.13	0.80
$v = 2$	147.0	202.4	1.38	0.98
$v = 3$	98.6	155.2	1.57	1.11
$v = 4$	74.2	102.9	1.39	0.98
$v = 5$	59.4	86.7	1.46	1.03

The deviations from 1 in the last column are due to the integer valuedness of the static floor field which leads to probabilistic path-choosing-behavior even in the deterministic limit $k_S \rightarrow \infty$. For a real valued static floor field the last column would contain only 1.00s.

4 Summary

In means of minimizing artifacts of discretization, we presented two criteria to identify the best neighborhoods for speeds larger one. We presented the results of simulations which compared motion in Moore neighborhood steps with motion in steps within the best neighborhood for $v = 5$. Depending on the observable the results showed the reduction of discretization artifacts by a factor of four or even five for the latter neighborhood. This becomes specifically interesting in case of finer discretizations, where a subsequent execution of steps within Moore or von Neumann neighborhoods would lead to the same dependence of evacuation times on the orientation of the axis of discretization, yet on smaller space-scales.

References

- [1] A. Kirchner, K. Nishinari, and A. Schadschneider. Friction Effects and Clogging in a Cellular Automaton Model for Pedestrian Dynamics. *Phys. Rev. E*, 67(056122), 2003. DOI:10.1103/PhysRevE.67.056122, arXiv:cond-mat/0209383v1.
- [2] K. Nishinari, A. Kirchner, A. Namazi, and A. Schadschneider. Extended Floor Field CA Model for Evacuation Dynamics. *IEICE Trans. Inf. & Syst.*, E87-D:726–732, 2004. arXiv:cond-mat/0306262v1.
- [3] H. Klüpfel. *A Cellular Automaton Model for Crowd Movement and Egress Simulation*. PhD thesis, Universität Duisburg-Essen, 2003. nbn:de:hbz:464-duett-08012003-0925403.