

Bose-Einstein condensation of indirect excitons in graphene bilayers

C.-H. Zhang and Yogesh N. Joglekar

Department of Physics, Indiana University-Purdue University Indianapolis (IUPUI), Indianapolis, Indiana 46202, USA

(Dated: November 29, 2018)

Graphene, a single sheet of graphite with honeycomb lattice structure, has massless carriers whose density and polarity can be tuned by external gate voltage. We investigate the ground state phase diagram of graphene bilayers separated by distance d where the top layer has electrons and the bottom layer has holes, using mean-field theory. We find that a uniform excitonic condensate ground state occurs over a large range of carrier densities and is (relatively) insensitive to the stacking. We obtain the quasiparticle spectrum, renormalized quasiparticle speed, and calculate the quasiparticle density of states. We discuss the implications of our results and present arguments which suggest that the mass of these excitons, with massless particles as constituents, is proportional to the square-root of the carrier density.

PACS numbers:

Introduction: Over the past three years, graphene has emerged as the unique candidate that provides a realization of two-dimensional massless fermions whose carrier density and polarity are tunable by an external gate voltage [1]. Subsequent experimental and theoretical investigations have led to a thorough re-examination of some of the properties of linearly dispersing massless fermions [2, 3]. The truly two dimensional (2D) nature of graphene permits control and observation of local carrier density and properties. In particular, recent studies have focused on p-n junctions in graphene [4, 5] and scanning tunneling microscopy (STM) studies of electron-hole puddles [6]. In graphene bilayers, the ability to change the carrier polarity of an individual layer implies that the interlayer Coulomb interaction can be tuned from repulsive to attractive, leading to the formation of electron-hole bound states or indirect excitons. The dynamics and properties of such bound states of massless particles are, to our knowledge, open questions. Graphene bilayers provide an ideal candidate for experimental investigations of such phenomena.

A uniform Bose-Einstein condensate of indirect excitons in conventional electron-hole bilayers occurs when the interlayer distance is comparable to the distance between the particles within each layer [7, 8]. At low densities, these excitons can be treated as bosons with a quadratic dispersion and total mass, $m_{ex} = m_e + m_h$ where m_e and m_h are the band masses of the electron and the hole respectively. At high densities, the dipolar repulsion between excitons can lead to, possibly, an excitonic condensate with a broken translational symmetry: a supersolid [9]. Excitonic condensate has been experimentally observed in bilayer quantum Hall systems, with carriers of the same polarity in both layers, near total filling factor one [10]. In this case, the mass of the excitons is determined solely by the interlayer Coulomb exchange interaction and is independent of the band mass of carriers due to dispersion-less Landau levels [11].

In this paper, we investigate the excitonic condensa-

tion in graphene bilayers. We consider two layers separated by a distance $d \gg a$ ($a=1.4\text{\AA}$ is the honeycomb lattice size) so that the tunneling between the layers is negligible, but interlayer Coulomb interaction is not. The layers have opposite polarity and equal density of carriers n_{2D} . We point out the length scale and the energy scale in graphene, in the continuum limit, are both set by the density of carriers. Therefore, its ground state phase diagram depends only on one dimensionless parameter, $d\sqrt{n_{2D}}$. This is markedly different from conventional bilayer systems parameterized by $(d/a_B, r_s)$ where a_B is the band Bohr radius and $r_s = 1/\sqrt{\pi a_B^2 n_{2D}}$ [8], as well as biased bilayer quantum Hall systems parameterized by $(d/l_B, \nu)$ where l_B is the magnetic length and ν is the filling factor imbalance [12, 13, 14, 15].

We use the mean-field approximation to study the ground-state phase diagram as a function of carrier density, and only consider uniform excitonic condensates. We find that a) the excitonic condensation occurs at all densities and the excitonic gap decays rapidly with increasing density. b) the quasiparticle density of states diverges at the excitonic gap, and has asymmetric contributions from $k \leq k_F$ and $k \geq k_F$. c) the excitonic condensate is weakly sensitive to the relative orientation of the two layers (stacking). d) the mass of an exciton, with massless constituents, has a $\sqrt{n_{2D}}$ dependence provided that the condensate remains uniform.

The plan of the paper is as follows. In the next section, we present the mean-field Hamiltonian [16] and briefly sketch the outline of our calculations. In the subsequent section, we show the results for the excitonic gap $\Delta_{\mathbf{k}}$, the quasiparticle energy $E_{\mathbf{k}}$, and the quasiparticle density of states $D(E)$. We compare these results with results we have obtained from similar calculations for conventional bilayers with quadratically dispersing electrons and holes [8]. In the last section, we mention the implications of our results to experiments, and speculate on the dependence of the exciton mass on system parameters.

Mean-field Model: We consider two graphene sheets sep-

arated by distance d with chemical potentials in the two layers adjusted so that the top layer (denoted by pseudospin $\tau = +1$) has electrons and the bottom layer (denoted by pseudospin $\tau = -1$) has holes with the same density. We consider two stackings: the Bernal stacking that occurs naturally in graphite, and the hexagonal stacking in which each sublattice (A and B) in one layer is on top of the corresponding sublattice in the other layer. Since the Hamiltonian in the continuum description is $SU(4)$ symmetric in the spin and valley indices, we ignore those indices in quantum number labels simplicity. In the continuum limit, the single-particle Hamiltonian for carriers in layer τ is [17]

$$\hat{H}_0 = \sum_{\mathbf{k}\alpha} (\alpha \hbar v_G k) c_{\mathbf{k}\alpha\tau}^\dagger c_{\mathbf{k}\alpha\tau} \quad (1)$$

where \mathbf{k} is the momentum measured from the \mathbf{K} -point, $\alpha = \pm$ denote the conduction and valence bands that result from diagonalizing the Hamiltonian in the sublattice-basis, and $v_G \sim c/300$ is the speed of the massless carriers. $c_{\mathbf{k}\alpha\tau}^\dagger$ ($c_{\mathbf{k}\alpha\tau}$) is creation (annihilation) operator for an electron in band α in layer τ with momentum \mathbf{k} . We point out that for the hexagonal stacking, $c_{\mathbf{k}\alpha\tau}^\dagger = [c_{\mathbf{k}A\tau}^\dagger + \alpha e^{-i\theta_{\mathbf{k}}} c_{\mathbf{k}B\tau}^\dagger]/\sqrt{2}$ is independent of the layer index τ . For the Bernal stacking, the creation operators in the two layers are related by *complex* conjugation, $c_{\mathbf{k}\alpha\tau}^\dagger = [c_{\mathbf{k}A\tau}^\dagger + \alpha e^{-i\tau\theta_{\mathbf{k}}} c_{\mathbf{k}B\tau}^\dagger]/\sqrt{2}$ where $\theta_{\mathbf{k}} = \tan^{-1}(k_y/k_x)$. The interaction Hamiltonian consists of intralayer Coulomb repulsion $V_A(\mathbf{q}) = 2\pi e^2/\epsilon q$ and interlayer Coulomb attraction $V_E(\mathbf{q}) = -V_A(\mathbf{q}) \exp(-qd)$. (ϵ is the dielectric constant of graphene). Using standard mean-field techniques [16], we obtain the following mean-field Hamiltonian

$$\hat{H} = \sum_{\mathbf{k}} \begin{bmatrix} e_{\mathbf{k}}^\dagger & h_{-\mathbf{k}} \end{bmatrix} \begin{bmatrix} \epsilon_{\mathbf{k}} - \mu & \Delta_{\mathbf{k}} \\ \Delta_{\mathbf{k}}^* & -\epsilon_{\mathbf{k}} + \mu \end{bmatrix} \begin{bmatrix} e_{\mathbf{k}} \\ h_{-\mathbf{k}}^\dagger \end{bmatrix}. \quad (2)$$

Here $e_{\mathbf{k}}^\dagger = c_{\mathbf{k}++}^\dagger$ creates an electron in the conduction band ($\alpha = +$) in the top layer ($\tau = +1$) and $h_{-\mathbf{k}}^\dagger = c_{\mathbf{k}--}^\dagger$ creates a *hole* in the valence band ($\alpha = -$) in the bottom layer ($\tau = -$). The term $\epsilon_{\mathbf{k}}$ contains single-particle energy, capacitive Hartree self-energy and the intralayer exchange self-energy. The off-diagonal term $\Delta_{\mathbf{k}}$ is proportional to the excitonic condensate order parameter $\langle h_{-\mathbf{k}} e_{\mathbf{k}} \rangle$. The eigenvalues of the mean-field Hamiltonian are given by $\pm E_{\mathbf{k}} = \pm \sqrt{(\epsilon_{\mathbf{k}} - \mu)^2 + \Delta_{\mathbf{k}}^2}$. We consider mean-field states with a real $\Delta_{\mathbf{k}} = \Delta_{\mathbf{k}}^*$, and spatially uniform density. It is straightforward to diagonalize the Hamiltonian and obtain the mean-field equations [8]

$$\epsilon_{\mathbf{k}} = \hbar v_G k + \frac{e^2 n_{2D}}{C} - \frac{1}{2} \int_{\mathbf{k}'} V_A(\mathbf{k} - \mathbf{k}') \left[1 - \frac{\xi_{\mathbf{k}'}}{E_{\mathbf{k}'}} \right] \quad (3)$$

$$\Delta_{\mathbf{k}} = -\frac{1}{2} \int_{\mathbf{k}'} V_E(\mathbf{k} - \mathbf{k}') f(\theta_{\mathbf{k},\mathbf{k}'}') \frac{\Delta_{\mathbf{k}'}}{E_{\mathbf{k}'}} \quad (4)$$

where $\xi_{\mathbf{k}} = \epsilon_{\mathbf{k}} - \mu$, $C = \epsilon/2\pi d$ is the capacitance per unit area, and $\theta_{\mathbf{k},\mathbf{k}'}$ is the angle between \mathbf{k} and \mathbf{k}' . The form factor for the two

stackings are

$$f(\theta_{\mathbf{k},\mathbf{k}'}) = \begin{cases} (1 + \cos \theta_{\mathbf{k},\mathbf{k}'}) & \text{Hexagonal} \\ \cos \theta_{\mathbf{k},\mathbf{k}'} (1 + \cos \theta_{\mathbf{k},\mathbf{k}'}) & \text{Bernal} \end{cases}. \quad (5)$$

We point out that the self-energy in Eq.(3) takes into account both intrinsic and extrinsic contributions that cancel the $\cos \theta_{\mathbf{k},\mathbf{k}'}$ -dependent terms in the form factor [18]. Therefore the intra-layer self-energy in Eq.(3) is the same as that for a conventional system [18]. The chemical potential μ is determined by the carrier density that takes into account the four-fold spin and valley degeneracy

$$n_{2D} = 4 \int_{\mathbf{k}} \left[1 - \frac{\xi_{\mathbf{k}}}{E_{\mathbf{k}}} \right]. \quad (6)$$

It is straightforward to derive similar equations for a conventional electron-hole system [8]. They are obtained by changing the single-particle dispersion to a quadratic and replacing the form factor $f(\theta_{\mathbf{k},\mathbf{k}'})$ by a constant $f = 2$. We solve Eqs. (3), (4) and (6) iteratively to obtain self-consistent results.

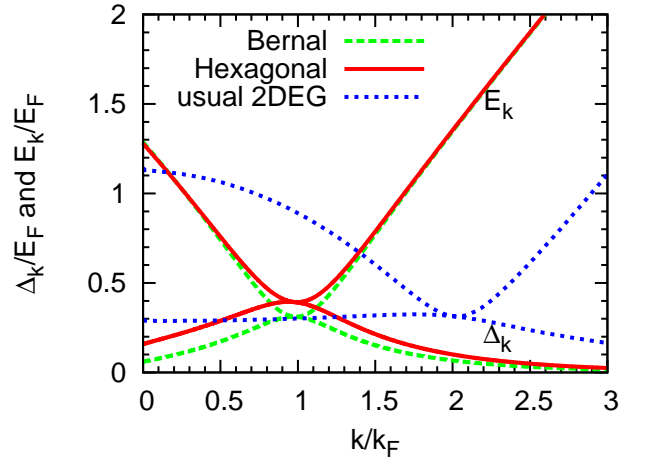


FIG. 1: (Color online) Excitonic gap $\Delta_{\mathbf{k}}$ and the quasiparticle energy $E_{\mathbf{k}}$ in graphene bilayer for Bernal (red solid) and hexagonal (green dashed) stacking with $k_F d = 1$. Note that, in contrast to superconductors, the electrons and the holes pair at all momenta $k \lesssim k_F$. The quasiparticle spectrum $E_{\mathbf{k}}$ becomes linear with a renormalized [19, 20] velocity $\tilde{v}_G > v_G$ for large $k \gg k_F$. The dotted blue curves show corresponding results for an electron-hole system at $r_s = 2.7$ and $k_F d = 1$ when plotted using relevant (atomic) unit for energy [8].

Results: We solve the mean-field equations for a given carrier density within a layer, n_{2D} . This density provides the momentum scale $k_F = \sqrt{\pi n_{2D}}$, the length scale $1/k_F$ and the energy scale $E_F = \hbar v_G k_F$ used in the results for graphene.

Figure 1 shows the excitonic gap $\Delta_{\mathbf{k}}$ and the quasiparticle energy $E_{\mathbf{k}}$ for the Bernal (red solid) and the hexagonal (green dashed) stacking. The excitonic gap $\Delta_{\mathbf{k}}$ is maximum at the Fermi momentum k_F where the quasiparticle energy $E_{\mathbf{k}}$ is minimum. Since the electron-hole

Coulomb interaction is always attractive, the excitonic condensate order parameter is nonzero for all $k \lesssim k_F$. Our results predict that the hexagonal-stacked graphene bilayers will have a larger excitonic gap than the Bernal-stacked bilayers. The quasiparticle energy $E_{\mathbf{k}}$ becomes linear at large $k \gg k_F$, since the constituent particles of the exciton have a linear dispersion. Our results show that the speed of these quasiparticles is increased due to intralayer exchange self-energy [19, 20] although the increase is modest, $\sim 10\%$. Corresponding results for a conventional electron-hole system (blue dotted) are also shown in Fig. 1. We see that excitonic gaps Δ_k in the two cases are qualitatively similar. The quasiparticle energy spectra $E_{\mathbf{k}}$ are similar near their minima because, in this region, the linear approximation for $\epsilon_{\mathbf{k}} - \mu$ is valid; on the other hand, for $k \gg k_F$, the quasiparticle dispersion (blue dotted) becomes quadratic as is expected.

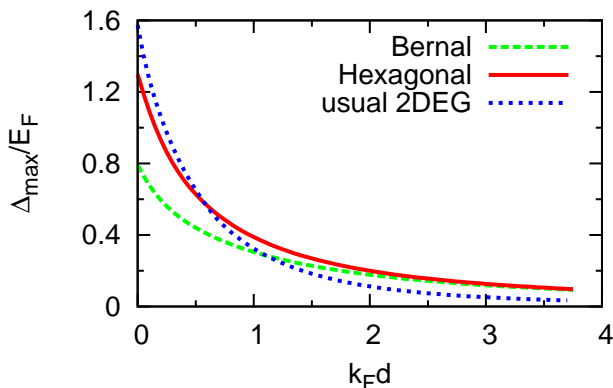


FIG. 2: (Color online) Dependence of the graphene bilayer excitonic gap $\Delta_m = \text{Max}(\Delta_{\mathbf{k}})$ on interlayer distance d for Bernal (red solid) and hexagonal (green dashed) stacking. The gap, decaying with $k_F d$, can be tuned by changing the carrier density. Corresponding result for a conventional system at $r_s = 2.7$ is shown in dotted blue. We note that this gap decays faster with $k_F d$ than the gap in graphene bilayers.

Figure 2 shows the dependence of the maximum excitonic gap Δ_m (or equivalently, minimum excitation energy) on the carrier density. We find that Δ_m decays exponentially when $k_F d \gg 1$ for the Bernal (red solid) and hexagonal (green dashed) stackings, as well as conventional electron-hole system (blue dotted). These results imply that the excitonic gap Δ_m in graphene bilayers can be tuned in a given sample by changing the density of carriers. With typical graphene carrier densities $n_{2D} \sim 10^{12}/\text{cm}^2$ and $d \sim 100\text{\AA}$ or $k_F d \sim 1$, our results predict that the excitonic gap will be appreciable, $\Delta_m \sim 30 \text{ meV}$.

A direct probe of the excitonic gap Δ_m is the quasiparticle density of states, as there are no states with a lower energy. For graphene with no interactions, the density of states is linear, $D_0(E) = 2E/\pi\hbar^2 v_G^2$. In the excitonic condensate phase, for intermediate ener-

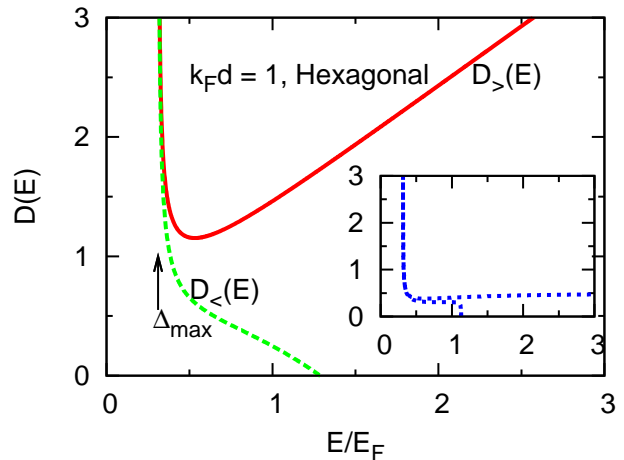


FIG. 3: (Color online) Quasiparticle density of states contributions $D_{<}(E)$ (green dashed) associated with states with $k \leq k_F$, and $D_{>}(E)$ (red solid) associated with states $k \geq k_F$. These results are for hexagonal stacked graphene bilayers with $k_F d = 1$. Both are zero below Δ_m and diverge at $E = \Delta_m$. The total density of states $D = D_{<} + D_{>}$ can be probed by the differential conductance for tunneling from a metal into the excitonic condensate. The inset shows corresponding results for an electron-hole system at $r_s = 2.7$ and $k_F d = 1$. All results are expressed in their respective units.

gies $\Delta_m \leq E \leq E_{\mathbf{k}=0}$ there are two rings in the phase-space consistent with that energy: one with $k < k_F$ and the other with $k > k_F$. Therefore the quasiparticle density of states is given by $D(E) = D_{<}(E) + D_{>}(E)$ where $D_{<}$ ($D_{>}$) denotes the density of states from respective rings. Figure 3 shows $D_{<}(E)$ (green dashed) and $D_{>}(E)$ (red solid) for bilayer graphene obtained from the mean-field results. They both have a singularity at Δ_m and the spectral weight below the excitonic gap Δ_m has been transferred to higher energies $E \geq \Delta_m$. Note that $D_{<}(E) = 0$ for $E > E_{\mathbf{k}=0}$, since there are no states for $k < k_F$ with energies higher than $E_{\mathbf{k}=0}$. The asymmetry in $D_{<}$ and $D_{>}$ around k_F is due to the linear dispersion of carriers and the nonzero electron-hole pairing amplitude that extends into the Fermi-sea for all $k \leq k_F$. The inset shows corresponding results a conventional system, where the density of states without interactions is constant, $D_0(E) = m/\pi\hbar^2$. In this case, $D_{>} = D_{<}$ except near $E \sim E_F$ when $D_{>} \rightarrow 0$ (dashed green). This symmetry is due to the quadratic dispersion of carriers in two dimensions [21].

Discussion: In this paper, we have investigated excitonic condensate in graphene bilayers. Our calculations, starting from a microscopic many-body Hamiltonian, predict that excitonic condensation will occur at all carrier densities as long as $k_F d \sim 1$, and that the strength of the condensate, as measured by the excitonic gap Δ_m decays exponentially with increasing $k_F d$.

The mean-field results presented in this paper were

obtained at zero temperature, $T=0$. (Finite temperature analysis gives a mean-field critical temperature $T_{MF}/E_F \sim 0.2$ or $T_{MF} \sim 20$ meV. This is an artifact of the mean-field approximation.) In two dimensions, the critical temperature T_c for Bose-Einstein condensation is zero, but the superfluid properties survive for $T \leq T_{KT}$, the Kosterlitz-Thouless transition temperature. Therefore, our results will be valid for $T \ll T_{KT}$ [22]. A weak disorder will suppress the excitonic condensate order parameter and reduce the excitonic gap, an effect equivalent to increasing $k_F d$. Therefore, we have ignored the effects of a weak disorder potential in our analysis. Graphene bilayer system, with its linearly dispersing carriers, interpolates between conventional bilayers with quadratic dispersion and quantum Hall bilayers with no dispersion (electron-electron [10] and electron-hole [23]). The mean-field description works very well for the excitonic condensate phase at small d in the two cases. Therefore, we believe that our results and predictions for a system that “interpolates” between the two are valid and robust.

The onset of excitonic condensation in graphene bilayers can be detected by $T \rightarrow 0$ Coulomb drag which vanishes as T^2 when both layers have the same polarity [24] and diverges in the excitonic condensate phase [25], as the polarity of one layer is reversed through the Dirac point. The excitonic gap Δ_m and its dependence on the carrier density n_{2D} can be deduced from experimental measurement of quasiparticle density of states in metal-graphene bilayer tunnel junctions.

In our analysis, we have only considered excitonic condensates with uniform density. In conventional (quantum Hall) bilayers, varying d and r_s (ν) can lead to excitonic condensates with lattice structure [9, 23]. The origin of the lattice structure is Wigner crystallization of carriers in an isolated layer at large r_s (small ν). Graphene does not undergo Wigner crystallization as its carrier density is changed [26]. Therefore, we expect (and postulate) that the excitonic condensate in graphene bilayers remains uniform for *all distances or carrier densities* as long as their product $k_F d \lesssim 1$ as required for an appreciable excitonic gap. This postulate allows us to obtain the functional form of the exciton mass $m_{ex}(d, k_F)$. The quantum kinetic energy of an exciton, associated with localizing it within a distance $\sim 1/\sqrt{n_{2D}} \sim 1/k_F$, is $KE \sim \hbar^2 k_F^2 / 2m_{ex}$ and the dipolar potential repulsion between them is $PE \sim e^2 d^2 k_F^3 / \epsilon$. These excitons will undergo Wigner crystallization if $PE/KE \gg 1$. Therefore, if our postulate is correct, the ratio $PE/KE \propto k_F d^2 m_{ex}$ must remain finite as d or k_F are increased while keeping $k_F d$ constant. This constraint implies that the mass of an exciton in graphene bilayers will be $m_{ex}(d, k_F) = \gamma \hbar^2 \epsilon \sqrt{n_{2D}} / (e k_F d)^2$ where γ is a dimensionless number of order unity. *Therefore, we predict that the exciton mass will vary as the square-root of the carrier density, $m_{ex}/m_0 \sim \epsilon a_0 \sqrt{n_{2D}}$, where m_0 is the bare electron mass and $a_0 = 0.5\text{\AA}$ is the Bohr radius. It is interesting that*

the exciton mass predicted from this analysis has the same density dependence and order of magnitude as the cyclotron mass of fermionic carriers in graphene [1].

Acknowledgments: This work was supported by the Research Support Funds Grant at IUPUI. After this work was completed, we became aware of a recent related work [22].

-
- [1] K. S. Novoselov *et al.*, Nature **438**, 197(2005); Y. Zhang *et al.*, Nature **428**, 201(2005).
 - [2] A.K. Geim and K.S. Novoselov, Nature Materials **6**, 183 (2007) and references therein.
 - [3] K. Yang, Solid State. Comm. **143**, 27 (2007).
 - [4] J.R. Williams, L. DiCarlo, and C.M. Marcus, Science **317**, 638 (2007).
 - [5] D.A. Abanin and L.S. Levitov, Science **317**, 641 (2007).
 - [6] J. Martin *et al.*, Nature Physics **4**, 414 (2008).
 - [7] S.A. Moskalenko and D.W. Snoke, *Bose-Einstein Condensation of Excitons and Biexcitons* (Cambridge University Press, 2000).
 - [8] X. Zhu *et al.*, Phys. Rev. Lett. **74**, 1633 (1995).
 - [9] Y. N. Joglekar, A. V. Balatsky, and S. Das Sarma, Phys. Rev. B **74**, 233302 (2006).
 - [10] J.P. Eisenstein and A.H. MacDonald, Nature (London) **432**, 691 (2004); J.P. Eisenstein, Science **305**, 950 (2004); and references therein.
 - [11] K. Yang, Phys. Rev. Lett. **87**, 056802 (2001).
 - [12] C. Hanna, Bull. Am. Phys. Soc. **42**, 533 (1997).
 - [13] Y.N. Joglekar and A.H. MacDonald, Phys. Rev. B **65**, 235319 (2002).
 - [14] E. Tutuc *et al.*, Phys. Rev. Lett. **91**, 076802 (2003).
 - [15] I.B. Spielman *et al.*, Phys. Rev. B **70**, 081303(R) (2004).
 - [16] J.W. Negele and H. Orland, *Quantum Many Particle Systems* (Addison Wesley, New York, 1988).
 - [17] G. W. Semenoff, Phys. Rev. Lett. **53**, 2449 (1984).
 - [18] E.H. Hwang, B.Y.-K. Hu, and S. Das Sarma, Phys. Rev. Lett. **99**, 226801 (2007).
 - [19] S. Das Sarma, E.H. Hwang, and W.-K. Tse, Phys. Rev. B **75**, 121406(R) (2007).
 - [20] R. Roldan, M.P. Lopez-Sancho, and F. Guinea, Phys. Rev. B **77**, 115410 (2008).
 - [21] In N -dimensions, fermions with dispersion $\epsilon_k \sim k^\alpha$ and gap Δ will have $D_{<(>)}(E) = D_0[\mu \mp \sqrt{E^2 - \Delta^2}]^{N/\alpha-1}$ for $\Delta \leq E \leq \sqrt{\mu^2 + \Delta^2}$, as corresponding k reduces from k_F to $k = 0$. Thus, for $N = \alpha$, $D_{<}(E) = D_{>}(E)$ except at $E = \sqrt{\mu^2 + \Delta^2}$, when $D_{<}(E) = 0$. Here, $D_0 = E/\sqrt{E^2 - \Delta^2}$ is the well-known factor that diverges near the excitonic gap.
 - [22] H. Min *et al.*, arXiv:0802.3462.
 - [23] X. M. Chen and J. J. Quinn, Phys. Rev. Lett. **67**, 895 (1991).
 - [24] W.-K. Tse, B.Y.-K. Hu, and S. Das Sarma, Phys. Rev. B **76**, 081401(R) (2007).
 - [25] S. Vignale and A.H. MacDonald, Phys. Rev. Lett. **76**, 2786 (1996).
 - [26] H. P. Dahal, Y. N. Joglekar, K. S. Bedell, and A. V. Balatsky, Phys. Rev. B **74**, 233405 (2006).