

THE DISK AROUND COKU TAU/4: CIRCUMBINARY, NOT TRANSITIONAL¹

IRELAND, M.J.

Division of Geological and Planetary Sciences, California Institute of Technology, Pasadena, CA 91125

AND

KRAUS, A.L.

Division of Physics, Mathematics and Astronomy, California Institute of Technology, Pasadena, CA 91125

Draft version November 26, 2021

ABSTRACT

CoKu Tau/4 has been labeled as one of the very few known transition disk objects: disks around young stars that have their inner disks cleared of dust, arguably due to planetary formation. We report aperture-masking interferometry and adaptive optics imaging observations showing that CoKu Tau/4 is in fact a near-equal binary star of projected separation ~ 53 mas (~ 8 AU). The spectral energy distribution of the disk is then naturally explained by inner truncation of the disk through gravitational interactions with the binary star system. We discuss the possibility that such “unseen” binary companions could cause other circumbinary disks to be labeled as transitional.

Subject headings: stars: low-mass, brown dwarfs

1. INTRODUCTION

The lifetime of disks around young stars sets the time-scale for giant planet formation. Most young stars have disks that are optically thick at all wavelengths or have no observable disk at all, while a small subset of young stars are in an intermediate state, thought to be in “transition” (Skrutskie et al. 1990). Many of these intermediate objects have optically thick “cold disks” as seen by large excesses at $\sim 30 \mu\text{m}$, but much smaller or non-existent near- and mid- infrared excesses (Brown et al. 2007).

One model of this transition process is one where the inner disk is cleared of material, leaving an inner hole and low accretion rates, followed $\sim 10^5$ years later by a clearing of the outer disk. This inner hole could be caused by natural processes of grain growth and/or photo-evaporation (Alexander et al. 2006), or truncation of the disk due to dynamical interactions with companions (Lin & Papaloizou 1979). Although the most exciting interpretation for the development of gaps is arguably truncation due to planetary formation, it is also possible to dynamically truncate disks due to stellar companions (e.g. Jensen & Mathieu 1997; Beust & Dutrey 2005; White & Hillenbrand 2005). An example of this is CS Cha, which was announced as a transitional disk (Espaillat et al. 2007) shortly after its discovery as a circumbinary disk (Guenther et al. 2007). Some authors (e.g. Furlan et al. 2007) have considered the term “transitional” to be an observational term that means the spectral signature of a cleared inner disk rather than an evolutionary term that implicitly applies to single stars. We use the term “cold disk” for this purpose.

CoKu Tau/4 is a weak-lined M1.5 T Tauri star (H-

α equivalent width 1.8 \AA , Cohen & Kuhl 1979) in the Taurus star-forming region ($1\sim 2$ Myr, ~ 145 pc). CoKu Tau/4 was discovered to have a large $\sim 20\text{-}30 \mu\text{m}$ excess and no excess at wavelengths $< 8 \mu\text{m}$ through *Spitzer Space Telescope* Infrared Spectrograph observations (Forrest et al. 2004). The disk has been modeled as having an inner hole of radius ~ 10 AU (D’Alessio et al. 2005), with suggestions that this hole is due to a giant planet (Quillen et al. 2004).

In this paper, we describe near-infrared aperture-masking interferometry and imaging observations that demonstrate that CoKu Tau/4 is a near-equal mass binary star system. We show that the predicted inner hole size from dynamical models is comparable to, but larger than, that predicted from radiative transfer models. Finally, we discuss whether other so-called “transitional” disks could be circumbinary disks. We conclude that for candidates in Taurus, much of the mass ratio-separation space for stellar companions can be ruled out by existing observations, but that definitively ruling out the possibility of binarity is generally difficult for individual so-called “transitional” disks.

2. OBSERVATIONS

CoKu Tau/4 was observed with the NIRC2 camera behind Adaptive Optics (AO) at the Keck II telescope on 2007 Nov 23 as part of an ongoing aperture-masking survey of nearby young star-forming associations. Aperture-masking interferometry (e.g. Tuthill et al. 2000) is a well established technique for achieving the full diffraction limit of a single telescope, recently applied to observations behind adaptive optics systems (e.g. Lloyd et al. 2006; Kraus et al. 2008). A 9-hole mask was placed in a filter wheel near a pupil plane in the NIRC2 camera, enabling interference fringes on 36 baselines to be simultaneously recorded on the camera’s imaging array. The observations of CoKu Tau/4 consisted of two image sets taken through a K’ filter, each with eight 20 second exposures, calibrated by two interleaved image sets of CX Tau. The airmass of CoKu Tau/4 observa-

Electronic address: mireland@gps.caltech.edu

¹ Data presented herein were obtained at the W.M. Keck Observatory, which is operated as a scientific partnership among the California Institute of Technology, the University of California and the National Aeronautics and Space Administration. The Observatory was made possible by the generous financial support of the W.M. Keck Foundation.

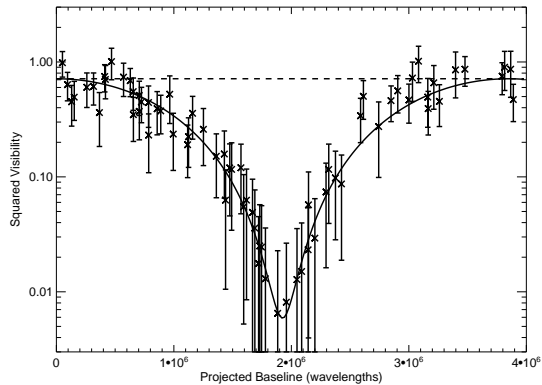


FIG. 1.— Calibrated squared-visibilitys for CoKu Tau 4, plotted against baseline projected along a position angle of 306 degrees. A binary model with contrast 1.25 and separation 54 mas is over-plotted. The dashed line shows the visibility expected for a single star.

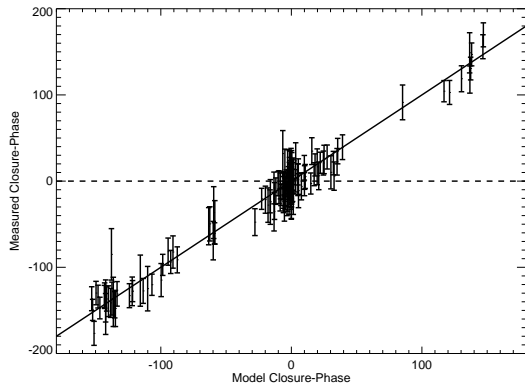


FIG. 2.— Measured closure phases for CoKu Tau 4 as a function of modeled closure phases, assuming that CoKu Tau 4 is a 1.25:1 binary with separation 54 mas at a position angle of 306 degrees. The dashed line shows the zero closure-phase expected for a single star.

tions varied from 1.28 to 1.38, while the airmass of CX Tau (6 degrees from CoKu Tau/4) varied from 1.32 to 1.45 over the 45 minutes it took to complete the observations. From the Fourier transforms of the target and calibrator’s images, squared-visibilitys and closure-phases were extracted. The squared visibilitys of CoKu Tau/4 were calibrated by dividing by the squared visibilitys of the calibrator, and the closure-phases were calibrated by subtracting the closure-phases of the calibrator (which are non-zero due to instrumental effects). These observations were made in poor seeing conditions (uncorrected seeing 1-2'' in K-band), so our observations only achieved typical sensitivities of $\sim 50:1$ at the diffraction limit, less than the $\sim 200:1$ we achieved in Upper Sco (Kraus et al. 2008). These high sensitivities are primarily due to the non-redundant nature of the aperture-mask, which means that calibration is independent of wavefront structure on scales larger than a single sub-aperture (~ 1 m).

We found that only a binary model provided a good fit to the aperture-masking data, with a near-equal binary well within our detection limits. The calibrated squared visibilitys and closure phases are shown in Figures 1 and 2, demonstrating that a binary solution provides an ex-

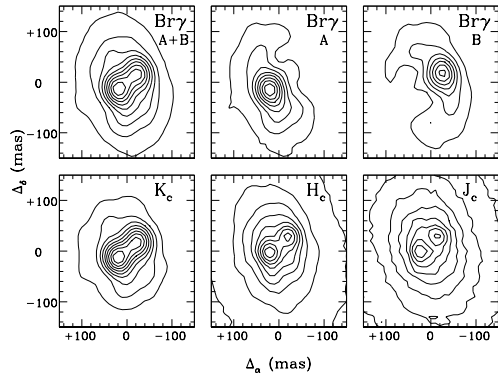


FIG. 3.— Top line: Contour plots of the original AO image, only the A component (best-fit B solution subtracted), and only the B component (best-fit A solution subtracted) in the $Br\gamma$ filter, demonstrating the PSF fitting technique. Bottom line: AO images in the K_{cont} , H_{cont} and J_{cont} filters, clearly showing the binary despite the low Strehl. The contours are drawn at 10% to 90% in intervals of 10%.

TABLE 1
DIRECT IMAGING OBSERVATIONS

Filter	Wavelength Range (μm)	ρ (mas)	PA (deg)	Δ (mag)
Aperture Masking				
K'	1.948-2.299	54.1 ± 0.3	306.7 ± 0.4	0.23 ± 0.01
PSF Fitting				
H_{cont}	1.569-1.592	53.6 ± 0.7	306.3 ± 0.3	0.24 ± 0.04
$Br\gamma$	2.152-2.185	53.3 ± 0.2	307.7 ± 0.7	0.25 ± 0.01
K_{cont}	2.256-2.285	53.6 ± 0.2	307.1 ± 0.2	0.21 ± 0.01
Bispectrum Analysis				
J_{cont}	1.203-1.223	51.7 ± 0.9	305.8 ± 0.6	0.23 ± 0.06
H_{cont}	1.569-1.592	53.3 ± 0.2	306.9 ± 0.2	0.21 ± 0.02
$Br\gamma$	2.152-2.185	53.9 ± 0.2	306.4 ± 0.2	0.19 ± 0.01
K_{cont}	2.256-2.285	53.6 ± 0.2	306.0 ± 0.2	0.20 ± 0.01

cellent fit to the data. The binary solution based on the aperture-masking data is given in Table 1.

Preliminary analysis of the masking data indicated that the binary companion’s separation and flux ratio would allow it to be resolved with direct imaging, so we obtained regular AO images on the following night under slightly better observing conditions (uncorrected seeing $\sim 1''$ in K-band) at an airmass of 1.06. These observations were obtained with NIRC2 in the narrow camera mode (~ 10 mas pix^{-1}), and since the target is very bright in the near-infrared, we used the narrow-band filters J_{cont} , H_{cont} , K_{cont} , and $Br\gamma$. Total exposure times were 40 s in all filters except for J_{cont} , where twice as many images were taken due to the very low Strehl, for a total exposure time of 80 s. We show the images in Figure 3. Despite the low Strehl ratio and the elongation of the speckle halo due to a dominant wind direction, the binary is clearly resolved in all images.

We extracted photometry and astrometry from the direct AO imaging of these sources using the PSF reconstruction technique described in Kraus & Hillenbrand

(2007b), which iteratively fits a template PSF to the primary and then subtracts the secondary to fit an improved estimate of the primary. This routine was implemented using the ALLSTAR routine in the IRAF package DAOPHOT (Stetson 1987), and based on previous experience with NIRC2 imaging, we chose to model the PSF using a Gaussian core with Lorentzian wings. This method is illustrated in Figure 3. In addition to this method, we used a recursive-phase algorithm (e.g. Lohmann et al. 1983) to reconstruct Fourier Phase from bispectrum phase, and then fitted a binary model to the reconstructed phase of the image. In Table 1, we summarize the relative astrometry and photometry that we measured from our direct imaging observations. The consistency in separation and position angle at the 1% level in H and K bands and the 5% level in J band despite very different PSFs and diffraction effects demonstrates the reliability of our results. However, the small reported statistical errors in Table 1 are not entirely consistent internally, requiring additional systematic errors to be added. Therefore, we assign a weighted mean solution of separation 53.6 ± 0.5 mas and a position angle of 306.4 ± 0.6 degrees. The contrast ratio in J, H and K is consistent with there being no significant difference in reddening between the components.

3. SYSTEM PROPERTIES

3.1. *Stellar and Binary Properties*

Both components have near infrared colors that are consistent with other young Taurus members of spectral type \sim M1-M2, suggesting that they have similar temperatures and that neither has a significant K band excess due to a hot inner disk. In order to model the stars and the disk, it is important to know the bolometric luminosity of the system, and hence the reddening. To estimate the reddening, we used the following data: intrinsic colors reported in Bessell & Brett (1988) and Bessell (1990) interpolating between giants ($\log(g) \sim 1$) and dwarfs ($\log(g) \sim 5$) at an assumed $\log(g)$ of 3.7, JHK photometry from 2MASS, V-band photometry averaged between Cohen & Kuhi (1979) and Hanson et al. (2004) with an assumed 0.1 mag overall uncertainty, and an M1.5 spectral classification from Cohen & Kuhi (1979) with an assumed 1 sub-class uncertainty. We arrive at $E_{V-K} = 2.3 \pm 0.3$ and $E_{J-K} = 0.58 \pm 0.04$. The ratio $E_{V-K}/E_{J-K} = 4.0 \pm 0.6$ is significantly lower than the 5.6 typical of Taurus (Whittet et al. 2001), suggesting a reddening law more typical of a dense core. Based on E_{V-K} , the reddening A_V is 2.5 ± 0.3 using the relationship $A_V \approx 1.1E_{V-K}$ from Whittet et al. (2001), but given the uncertainties in the reddening law, $A_V = 3$ as used by D’Alessio et al. (2005) is certainly consistent.

Absolute stellar properties like masses can be difficult to estimate because pre-main-sequence evolutionary models are not well-calibrated, but based on the prescription described in Kraus & Hillenbrand (2007a), both components are likely to have masses of ~ 0.5 - $0.6 M_\odot$. Using a 145 pc distance to Taurus, the system has an absolute K magnitude of 2.55, which implies absolute K magnitudes of 3.2 and 3.4 for the components. According to the models of Baraffe et al. (1998), assuming an effective temperature of ~ 3600 K applicable to M1.5 stars (Luhman 1999), the stars are 4 MYr old and are

of mass ~ 0.52 and $\sim 0.62 M_\odot$. If the effective temperature is closer to 3500 K, the stars would be of slightly lower mass and < 3 Myr old, consistent with the canonical age of Taurus. The observational scatter in the Taurus HR diagram (e.g. Luhman 2004) is consistent with CoKu Tau/4 being either single as assumed by previous authors or an equal brightness double. The mass ratio, however, should be more robust than the masses or age (as it is only weakly dependent on reddening), so we can assert with greater confidence that $M_B/M_A = 0.85 \pm 0.05$.

The minimum possible semi-major axis (a) for the orbit is the apparent separation divided by $(1+e)$, which is $7.8/(1+e)$ AU based on an assumed distance of 145 pc for Taurus, giving an orbital period > 10 years. Based on considerations of dynamical disk truncation in Section 3.2, it is likely that the system was observed near maximum elongation.

3.2. *The Circumbinary Disk*

We expect the inner radius of the CoKu Tau/4 disk to be set by tidal truncation. To simplify our discussion, we will assume that the disk is roughly co-planar with the binary and (as described in Section 3.1) that the binary components have similar masses. In this geometry, Artymowicz & Lubow (1994) calculate that the 3:1 orbital resonance at $R_D \sim 2.08a$ is opened for all but probably small eccentricities ($e \gtrsim 0.03$). Beust & Dutrey (2005) predict a gap size of $> 2.6a$ for eccentricities > 0.1 for GG Tau, which has a similar mass ratio to CoKu Tau/4 (and find this not to be large enough for that system). For very large eccentricities ($e \gtrsim 0.6$), larger resonances open and predicted gap sizes from Artymowicz & Lubow (1994) are in excess of $R_D \sim 3a$ but are viscosity-dependent. The closer near-equal spectroscopic binary HD 98800B (Akeson et al. 2007) is an example of a system with high eccentricity that should have opened large resonances in the disk: but the radiative transfer modeling has too many uncertainties to clearly say which resonance has opened.

Based on the minimum semi-major axis of $7.8/(1+e)$ AU from Section 2, we arrive at minimum disk truncation radius of ~ 16 AU if CoKu Tau/4 is a low ($e \sim 0.1$) eccentricity binary, or ~ 13 AU if CoKu Tau/4 is a high ($e \gtrsim 0.6$) eccentricity binary. These numbers are discrepant from the 9-12 AU truncation radius predicted by the detailed spectral modeling of D’Alessio et al. (2005), who examined radiative transfer models consisting of a geometrically thin wall and a range of dust types. We will examine several ways to resolve this discrepancy in turn: the differing radiation pattern of a binary versus a single star, errors in the stellar luminosity, and the possibility of a substantially different radiative transfer model.

A binary star has a different radiation pattern to a single star. In particular, on a circular ring of radius R_d centered on the binary center of mass, flux is greatest at points on this ring aligned with the axis of the binary. For an 8 AU binary (each component 4 AU from the center of mass) and a 14 AU ring, this geometry means that the flux from the binary is between 0.92 and 1.28 times the flux from a single star with the same total luminosity. We will assume that the ~ 145 K modeled by D’Alessio et al. (2005) represents the maximum temperature seen in the ring and this temperature determines

L_S/R_D^2 . Here L_S is the total stellar luminosity and R_D is the dust radius from the center of mass. Therefore, a 28% increase in flux F could represent a $\sim 13\%$ increase in the ring radius from radiative transfer modeling. The temperature contrast around the ring for optically thin dust with opacity $\kappa_\lambda \propto \lambda^{-1}$ goes as $F^{1/5}$, meaning that the temperature around the ring ranges from ~ 136 K to 145 K. Gray dust would vary from ~ 133 K to 145 K. Although this contrast is only moderate, it may present an additional challenge in detailed spectral fitting, as the models of D’Alessio et al. (2005) required emission from a single temperature only.

One way to reconcile the gap radius from radiative transfer modeling with that from dynamical considerations would be if the luminosity of CoKu Tau/4 is significantly underestimated. If we keep the dust temperature and therefore L_S/R_D^2 constant, increasing L_S increases the model R_D . An uncertainty in distance due to the depth of Taurus (e.g. Torres et al. 2007) can not reconcile this discrepancy, as both R_D determined from radiative transfer modeling and the minimum R_D determined by dynamical considerations both increase linearly with the distance estimate. However, an uncertainty in the reddening of CoKu Tau/4 translates to a luminosity uncertainty. The probable reddening calculated in Section 3.1 is lower than that used by D’Alessio et al. (2005), but uncertainties are considerable, and it may be possible that a larger bolometric reddening could increase the gap radius derived from radiative transfer modeling.

In order to independently estimate the dust radius from radiative transfer modeling and appreciate possible further complexities, we will examine a very simple model. This model contains small grains of amorphous olivine (i.e. the limit where the grain radius is much smaller than the blackbody emission peak), with optical constants from Dorschner et al. (1995). We assign a dust temperature $T_D=145$ K and a stellar luminosity of $0.61 L_\odot$ as in D’Alessio et al. (2005), and a stellar temperature of an M1.5 star of $T_S=3600$ K (Luhman 1999). The stellar radius for each of the two stars is $3.7 R_\odot$, equivalent to a single star of radius $5.2 R_\odot$. We assume a blackbody spectrum for the star². The dust is assumed optically thin (which could represent the outer layers of an optically-thick disk), so that the dust radius is then given by:

$$R_D = R_S \sqrt{\frac{\int \kappa_\lambda B_\lambda(T_S) d\lambda}{2 \int \kappa_\lambda B_\lambda(T_D) d\lambda}} \quad (1)$$

In this simple model, the dust radius is $R_D = 15$ AU, roughly consistent with disk truncation radii from dynamical considerations. With the many possible parameters to tweak in a more complete model, and the possibility of the optically-thin dust being additionally heated by surrounding dust, increasing T_D and driving the model radius outwards, it appears likely that a detailed radiative transfer model could indeed be made to match the dynamical truncation radius. The edge in the spectrum of disk emission from CoKu Tau/4 at $\sim 9 \mu\text{m}$ coincides with a sharp rise in silicate emissivity, meaning that the interplay between temperature, extinction, geometry and

dust composition is all the more complex for this source. We hope that this preliminary discussion will motivate other authors to examine possible models in more detail.

4. DISCUSSION AND CONCLUSIONS

The circumbinary nature of the CoKu Tau/4 disk begs the question: are other so-called transition disks also likely circumbinary in nature? The other well-known cold disks in Taurus, DM Tau, LkCa 15, UX Tau and GM Aur, are also generally assumed to be single stars. Although all these systems differ from one another, CoKu Tau/4 is perhaps most unique because of its very low accretion rate. Our aperture-masking observations of these systems (paper in preparation) can so far eliminate stellar (mass ratio $q > 0.1$) companions over a 20-160 mas projected separation range, but can say little about the possibility of closer companions. Accurate ($\sigma \lesssim 1 \text{ km s}^{-1}$) radial velocity monitoring of these systems is required to determine if any of them harbor a close ($\lesssim 4$ AU) companion. Radial velocity monitoring is most applicable to DM Tau, where the cleared inner hole is expected to have only a 3 AU radius (Calvet et al. 2005). Simon et al. (2000) used resolved CO 2-1 observations of disks around several T Tauri stars to measure their masses directly. These measurements would have resulted in the total mass of the stellar primaries and any unresolved companions. The total masses of 0.84 ± 0.05 , 0.97 ± 0.03 and 0.55 ± 0.03 for GM Aur, LkCa 15 and DM Tau respectively provide convincing evidence that these systems do not harbor companions with mass ratios $q > 0.3$.

In summary, CoKu Tau/4 is a binary star system with a current projected separation of ~ 7.8 AU, and a mass ratio near unity. The disk surrounding CoKu Tau/4 is therefore a circumbinary disk, with the disk inner edge set by dynamical truncation. The dynamical disk truncation radius of $\gtrsim 13 - 16$ AU is inconsistent with the disk radius derived from previous spectral modeling, but it is likely that a different choice of reddening law and correction, dust composition and geometry will resolve this small discrepancy. We suggest that systematic radial velocity monitoring and aperture masking surveys are required to determine if other so-called transition disks are in fact multiple systems.

We gratefully acknowledge helpful discussions with Lynne Hillenbrand, Klaus Pontoppidan, Geoffrey Blake, Gregory Herczeg and Colette Salyk, and acknowledge the assistance of Thierry Forveille in pointing out an oversight in an early version of the manuscript. M.I. would like to acknowledge Michelson Fellowship support from the Michelson Science Center and the NASA Navigator Program. A.L.K. is supported by a NASA/Origins grant to L. Hillenbrand. The authors wish to recognize and acknowledge the very significant cultural role and reverence that the summit of Mauna Kea has always had within the indigenous Hawaiian community. We are most fortunate to have the opportunity to conduct observations from this mountain.

Facilities: Keck:II (NIRC2)

² Assuming instead a NextGen model spectrum from Hauschildt et al. (1999) at 3600 K and $\log(g)=4.0$ reduces R_D by 2 AU, but has far too much TiO absorption when compared to an

M1.5 spectrum

REFERENCES

- Akeson, R. L., Rice, W. K. M., Boden, A. F., Sargent, A. I., Carpenter, J. M., & Bryden, G. 2007, *ApJ*, 670, 1240
- Alexander, R. D., Clarke, C. J., & Pringle, J. E. 2006, *MNRAS*, 369, 229
- Artymowicz, P., & Lubow, S. H. 1994, *ApJ*, 421, 651
- Baraffe, I., Chabrier, G., Allard, F., & Hauschildt, P. H. 1998, *A&A*, 337, 403
- Bessell, M. S. 1990, *PASP*, 102, 1181
- Bessell, M. S., & Brett, J. M. 1988, *PASP*, 100, 1134
- Beust, H., & Dutrey, A. 2005, *A&A*, 439, 585
- Brown, J. M. et al., 2007, *ApJ*, 664, L107
- Calvet, N. et al., 2005, *ApJ*, 630, L185
- Cohen, M., & Kuhl, L. V. 1979, *ApJS*, 41, 743
- D'Alessio, P. et al., 2005, *ApJ*, 621, 461
- Dorschner, J., Begemann, B., Henning, T., Jaeger, C., & Mutschke, H. 1995, *A&A*, 300, 503
- Espaillat, C. et al., 2007, *ApJ*, 664, L111
- Forrest, W. J. et al., 2004, *ApJS*, 154, 443
- Furlan, E. et al., 2007, *ApJ*, 664, 1176
- Guenther, E. W., Esposito, M., Mundt, R., Covino, E., Alcalá, J. M., Cusano, F., & Stecklum, B. 2007, *A&A*, 467, 1147
- Hanson, R. B., Klemola, A. R., Jones, B. F., & Monet, D. G. 2004, *AJ*, 128, 1430
- Hartmann, L., Megeath, S. T., Allen, L., Luhman, K., Calvet, N., D'Alessio, P., Franco-Hernandez, R., & Fazio, G. 2005, *ApJ*, 629, 881
- Hauschildt, P. H., Allard, F., & Baron, E. 1999, *ApJ*, 512, 377
- Jensen, E. L. N., & Mathieu, R. D. 1997, *AJ*, 114, 301
- Kraus, A., Ireland, M., Martinache, F., & Lloyd, J. 2008, *ApJ*, Submitted
- Kraus, A. L., & Hillenbrand, L. A. 2007a, *ApJ*, 662, 413
- 2007b, *ApJ*, 664, 1167
- Lin, D. N. C., & Papaloizou, J. 1979, *MNRAS*, 186, 799
- Lloyd, J. P., Martinache, F., Ireland, M. J., Monnier, J. D., Pravdo, S. H., Shaklan, S. B., & Tuthill, P. G. 2006, *ApJ*, 650, L131
- Lohmann, A. W., Weigelt, G., & Wirtitzer, B. 1983, *Appl. Opt.*, 22, 4028
- Luhman, K. L. 1999, *ApJ*, 525, 466
- 2004, *ApJ*, 617, 1216
- Quillen, A. C., Blackman, E. G., Frank, A., & Varnière, P. 2004, *ApJ*, 612, L137
- Simon, M., Dutrey, A., & Guilloteau, S. 2000, *ApJ*, 545, 1034
- Skrutskie, M. F., Dutkevitch, D., Strom, S. E., Edwards, S., Strom, K. M., & Shure, M. A. 1990, *AJ*, 99, 1187
- Torres, R. M., Loinard, L., Mioduszewski, A. J., & Rodríguez, L. F. 2007, *ApJ*, 671, 1813
- Tuthill, P. G., Monnier, J. D., Danchi, W. C., Wishnow, E. H., & Haniff, C. A. 2000, *PASP*, 112, 555
- White, R. J., & Hillenbrand, L. A., 2005, *ApJ*, 621, L65
- Whittet, D. C. B., Gerakines, P. A., Hough, J. H., & Shenoy, S. S. 2001, *ApJ*, 547, 872