

# The inherent fluctuations of pulsed atom laser produced in the $F=2$ manifold

Lin Xia, Fan Yang, Xiaoji Zhou and Xuzong Chen\*

*School of Electronics Engineering and Computer Science,  
Peking University, Beijing 100871, Peoples Republic of China*

(Dated: March 8, 2019)

The obvious fluctuations of pulsed atom laser beams are experimentally observed under the condition that the back-coupling noise mechanics can be neglected. The one-dimensional Gross-Pitaevskii model for atom lasers is used, and the simulation fits the experiments. By analyzing the model, the noise is induced due to the existence of the middle state between the initial state and the output state. The fluctuations do not decrease by decreasing the coupling strength, which is different from continuously outcoupled atom laser. It also shows that the interference of outcoupled matter wave is a new noise mechanics leading to severe fluctuations.

PACS numbers: 03. 75. Pp, 03. 75. Mn, 05. 30. Jp

An atom laser, which is a bright, directed, and coherent beam of atoms, is quite similar to an optical laser. As the development of optical lasers has revolutionized the field of light optics, atom lasers have the potential to revolutionize the field of atom optics. One of the applications of the atom laser is the precision measurements due to their potential high sensitivity. For example, the sensitivity may be orders higher in a matter wave gyroscope than that in a photon gyroscope [1]. Because of the potential applications in precision measurements, to characterize and study the fluctuations of the atom laser becomes important, which is the first step to get rid of or avoid the fluctuations.

Recent studies show that the fluctuations are severe under certain conditions. The fluctuations due to the coupling back of output beams in the rf coupled pulsed atom laser system are reported [2]. Furthermore, experiments indicate the strong outcoupling strength leads to fluctuations even shut down of the laser [3]. The differences between two-state and multistate atom laser are studied, and the noise of continuous laser due to the sloshing of the middle state is demonstrated [4].

In this paper, we study the noise of pulsed atom laser in a five-state system ( $F=2$ ). We observe that all the outcoupling pulses, except the first pulse, are with severe fluctuations. The one-dimensional Gross-Pitaevskii model shows these fluctuations come from the sloshing of the  $m_F=1$  state, and the population transfer between the  $m_F=2$  state and the  $m_F=1$  state aggravates the noise quickly. Analysis shows that the fluctuations do not decrease by decreasing coupling strength, which is different from continuously coupled atom laser. It also shows that the interference of out coupled matter wave is a new noise mechanics leading to severe fluctuations.

We get samples of condensates in a compact low power quadrupole-Ioffe-configuration (QUIC) trap with trapping frequency  $\omega_r = 2\pi \times 225$  Hz radially and  $\omega_z = 2\pi \times 20$  Hz axially [5]. The current is 20.7 A in quadrupole

coils and 20.5 A in Ioffe coil. Typically, a  $^{87}\text{Rb}$  condensate with  $5 \times 10^4$  atoms at  $|F=2, m_F=2\rangle$  state is formed for this experiment after evaporative cooling. Then the rf pulses are switched on to outcouple the atom laser pulses. The images are taken right after the switch off of the magnetic trap.




FIG. 1: Image of the pulsed atom laser produced in the  $F=2$  manifold: The image shows the atom laser with 4 pulses outcoupling. The back-coupling induced noise can be neglected because of the large enough time intervals. Except the first pulse, the outcoupled pulses are with packed-like fluctuations.

Fig.1 shows the image of atom laser with 4 pulses. The time interval is  $\Delta t_1 = 1.9\text{ms}$  between the first and second pulse,  $\Delta t_2 = 2.2\text{ms}$  between the second and the third pulse,  $\Delta t_3 = 2.9\text{ms}$  between the third pulse and the fourth pulse and  $\Delta t_4 = 5.0\text{ms}$  between the fourth pulse and the imaging. The back-coupling induced noise [2] can be neglected here because of the large enough time intervals. The rf pulse length is  $24\mu\text{s}$ , and the coupling strength is  $\Omega = 19000\text{Hz}$ . The frequency of the rf is set to be resonance with the center of the condensate. In Fig.1, the first outcoupled pulse is a single cloud of atoms as what we expect. However, the second one is

\*Electronic address: xuzongchen@pku.edu.cn

obvious two packets. The third and the fourth one look more complex.

To investigate the forming process of atom laser beams, a one-dimensional Gross-Pitaevskii model [3, 6] for  $F=2$  manifold is used to study dynamics of the coupling process, which is given by

$$\begin{aligned}
 i\dot{\psi}_2 &= \left(-\frac{1}{2}\partial^2/\partial y^2 + y^2 + 2\Delta - G\right. \\
 &\quad \left.+ U\left(\sum_{i=-2}^2 |\psi_i|^2\right)\right)\psi_2 + 2\Omega\psi_1 \\
 i\dot{\psi}_1 &= \left(-\frac{1}{2}\partial^2/\partial y^2 + \frac{1}{2}y^2 + \Delta - G\right. \\
 &\quad \left.+ U\left(\sum_{i=-2}^2 |\psi_i|^2\right)\right)\psi_1 + 2\Omega\psi_2 + \sqrt{6}\Omega\psi_0 \\
 i\dot{\psi}_0 &= \left(-\frac{1}{2}\partial^2/\partial y^2 - G + U\left(\sum_{i=-2}^2 |\psi_i|^2\right)\right)\psi_0 \\
 &\quad + \sqrt{6}\Omega\psi_1 + \sqrt{6}\Omega\psi_{-1} \\
 i\dot{\psi}_{-1} &= \left(-\frac{1}{2}\partial^2/\partial y^2 - \frac{1}{2}y^2 - \Delta - G\right. \\
 &\quad \left.+ U\left(\sum_{i=-2}^2 |\psi_i|^2\right)\right)\psi_{-1} + \sqrt{6}\Omega\psi_0 + 2\Omega\psi_{-2} \\
 i\dot{\psi}_{-2} &= \left(-\frac{1}{2}\partial^2/\partial y^2 - y^2 - 2\Delta - G\right. \\
 &\quad \left.+ U\left(\sum_{i=-2}^2 |\psi_i|^2\right)\right)\psi_{-2} + 2\Omega\psi_{-1}.
 \end{aligned}$$

Here  $G = g(M/\hbar\omega_{1y}^3)^{1/2}$  is the gravity.  $U = g_{1d}M^{1/2}/(\hbar^{3/2}\omega_{1y}^{1/2})$  is the interaction coefficient, where  $g_{1d}$  is the effective interaction strength.  $\Delta$  is the detuning of rf field from the resonance of atoms at the center of the magnetic trap. The time, spatial coordinates, wave function and detuning are measured respectively in the units of  $\omega_{1z}^{-1}$  (radial trapping frequency for  $m_F=1$  state),  $(\hbar/M\omega_{1y})^{1/2}$ ,  $(\hbar/M\omega_{1y})^{-1/4}$  and  $\omega_{1y}$ . We numerically solve the equations by a time-splitting sine-spectral (TSSP) method[7], which is preformed by Fortran. This enable us to simulate up to 12ms of the process in one dimension. Fig.2 shows the numerical fitting of the 1D density and the experimental data. Picture (a),(b),(c) and (d) correspond to the first, second, third and fourth pulse at  $t = 12ms$ , respectively. In fact, it appears that there are more information in the simulation results as the resolution of absorption image is limited to several  $\mu m$  typically.

The forming process of the atom beams is shown in Fig.3 by numerically solving the one-dimension Gross-Pitaevskii model. The parameters are the same with that in experiments. In the first column, we can see the existence of  $m_F=1$  atoms after the first rf pulse. Because the equilibrium position of the  $m_F=1$  state is a bit lower than that of the  $m_F=2$  state, the new  $m_F=1$  atoms oscillate around its equilibrium position (The  $m_F=2$  state

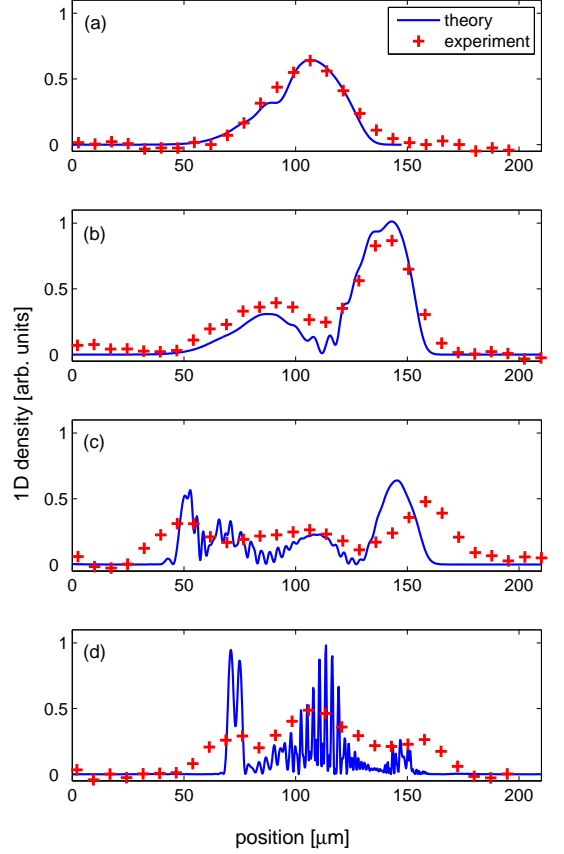


FIG. 2: The numerical fitting of the 1D density and the experimental data at  $t = 12ms$ : Picture (a), (b), (c) and (d) correspond to the first, second, third and fourth pulse, respectively.

and  $m_F=1$  state atoms separate in space). When the second rf pulse is switched on, both the  $m_F=2$  state and the  $m_F=1$  state are coupled into the  $m_F=0$  state, which induces that the second atom laser pulse is composed of two cloud of atoms. It should be noted that there are two clouds atoms in both  $m_F=2$  state and  $m_F=1$  state after the second pulse. This induces that the third atom laser pulse is composed of 4 pulses in column 4 (two of the clouds overlap). So the N sequence outcoupled atom laser pulse is composed of  $2^{N-1}$  atom clouds in principle, which means that the fluctuations increase very fast as the increasing coupling sequence. In this process, the existence of the  $m_F=1$  state crate the noise, and the population transfer between the  $m_F=2$  state and the  $m_F=1$  state aggravates the noise quickly.

The position of formed  $m_F=1$  and  $m_F=2$  atom clouds can be higher than the original BEC clouds in Fig.3. The  $m_F=1$  state cloud is lower than the position of original BEC before the second rf pulse in the first column so the formed  $m_F=2$  cloud from this  $m_F=1$  cloud after the

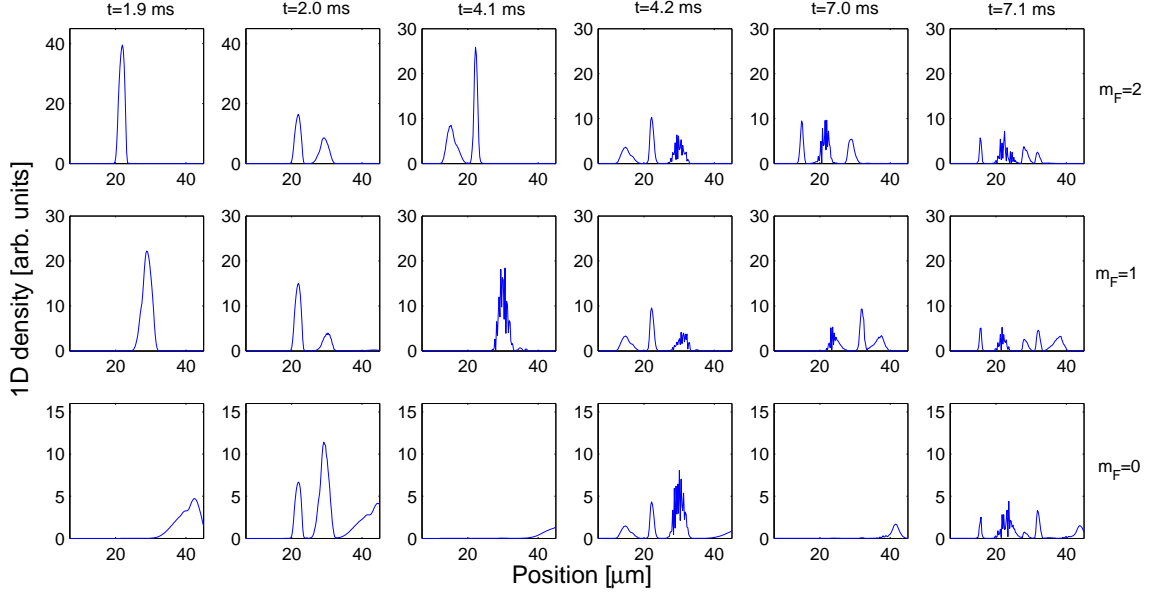


FIG. 3: The forming process of the pulsed atom laser in  $F=2$  manifold: From the left to right the columns are right before the second pulse ( $t=1.9\text{ms}$ ), after the second pulse ( $t=2.0\text{ms}$ ), right before the third pulse ( $t=4.1\text{ms}$ ), after the third pulse ( $t=4.2\text{ms}$ ), right before the fourth pulse ( $t=7.0\text{ms}$ ) and after the fourth pulse. From the top to bottom the rows are  $m_F=2$ ,  $m_F=1$  and  $m_F=0$  state. The gravitation is along the  $x$  axis.

second rf pulse is also lower than the the original BEC. Then this clouds can oscillate back to a higher position than the original BEC due to the potential energy. In addition, we find that the formed  $m_F=1$  and  $m_F=2$  clouds oscillate after coupling, but the residual  $m_F=2$  state (the condensate) does not move markedly. This is because the cloud is in the equilibrium position from the beginning.

The fluctuations for different coupling strength are shown in Fig.4. The fluctuations keep severe as the decreasing of the coupling strength. The shape of the density trend to be fixed (Fig.4 (c) and Fig.4 (d)) in very weak coupling strength while the atoms number in Fig.4 (d) is 1/100 that in Fig.4 (c). This is different from the continuous atom laser. To continuous atom laser, experiments demonstrate that quite stable flux can be formed if the coupling strength is not strong [3, 8], and analysis also shows that the the fluctuations decrease as the decreasing of the coupling strength [4]. In addition, the one-dimensional Gross-Pitaevskii model appears to be a useful tool to study the dynamics of atom lasers. The atoms number in Fig.4(b), (c) and (d) estimate to be at least one order less than that in Fig.4(a) so it is hard to study experimentally.

We find that the interference of outcoupled atom clouds is a new noise mechanics leading to severe fluctuations. The interference of atom laser has been demonstrated and studied in [9, 10]. In our case, except the first atom laser pulse, there are multi-clouds atoms in one laser pulse. Interference occur when different clouds overlaps in space. Fig.5 shows how the interference appears by solving the one-dimension Gross-Pitaevskii

model. The parameters are the same with the experiment. From left to right in Fig.5 (a), the first atom clouds is outcoupled from  $m_F=2$  state, and the second is from  $m_F=1$  state. There is a relative velocity between them. As they overlap, stripes appear in Fig.5 (b). Then they sufficiently overlap later in Fig.5 (c). These severe fluctuations are with high frequency in space, which make them hard to be detected by absorption imaging, e.g., in the Fig.2 (d). The fluctuations trend to be severer in later laser pulse in Fig.2 as more clouds in one pulse make them have more chances to overlap.

In conclusion, this work study the inherent fluctuations of pulsed atom laser produced in the  $F=2$  manifold. The  $m_F=1$  state induced fluctuations of pulsed atom laser beams are experimentally observed. By using the one-dimensional Gross-Pitaevskii model, the characters of the fluctuations are shown. It also found that the interference of outcoupled matter wave is a new noise mechanics leading to severe fluctuations.

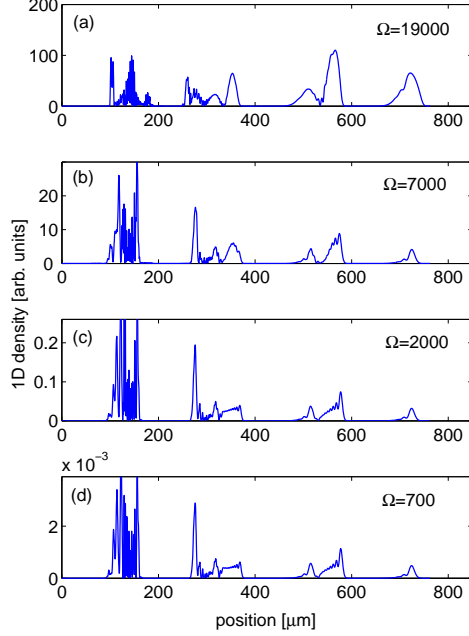


FIG. 4: The fluctuations of pulsed atom laser for different coupling strength: Picture (a), (b), (c) and (d) correspond to the coupling strength  $\Omega=19000\text{Hz}$ ,  $7000\text{Hz}$ ,  $2000\text{Hz}$  and  $700\text{Hz}$ , respectively. The other parameters are the same with the experiment.

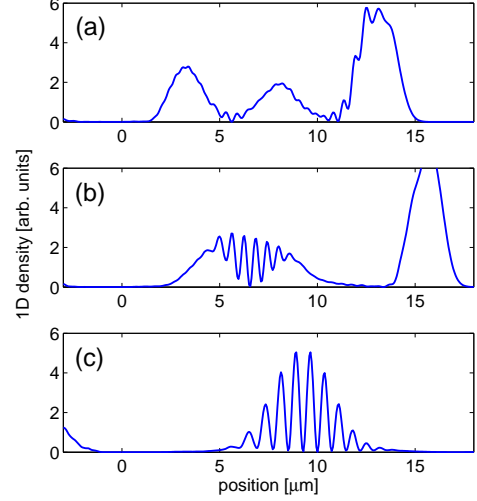


FIG. 5: The interference induced fluctuations of out coupled atom clouds: Plotted is the density of the third outcoupled atom laser with the same parameters as the experiments. The picture Fig.5 (a), (b) and (c) represent  $t=4.5\text{ms}$ ,  $4.8\text{ms}$  and  $5.3\text{ms}$ , respectively.

## I. ACKNOWLEDGMENTS

This work was supported by the state Key Development Program for Basic Research of China (No. 2005CB724503 and 2006CB921401, 921402), NSFC(No. 60490280 and 10574005).

- 
- [1] T. L. Gustavson et al., *Phys. Rev. Lett.* **78**, 2046 (1997).
  - [2] N. P. Robins et al., *Phys. Rev. A.* **69**, 051602(R) (2004).
  - [3] N. P. Robins, A. K. Morrison, J. J. Hope and J. D. Close, *Phys. Rev. A.* **72**, 031606(R) (2005).
  - [4] J. Dugué et al., *Phys. Rev. A.* **75**, 053602 (2007).
  - [5] X. Ma et al., *Phys. Rev. A.* **73**, 013624 (2006).
  - [6] Schneider J and Schenzle A 1999 *Appl. Phys. B* **69** 353
  - [7] Bao Weizhu 2004 *Multiscale. Model. Simul* **2** 210
  - [8] Bloch I, Hänsch T W and Esslinger T 1999 *Phys. Rev. Lett.* **82** 3008 166
  - [9] Bloch I, Hänsch T W and Esslinger T 2000 *Nature* **403**
  - [10] Köhl M, Hänsch T W and Esslinger T 2001 *Phys. Rev. Lett.* **87** 160404