

****FULL TITLE****

*ASP Conference Series, Vol. **VOLUME**, **YEAR OF PUBLICATION***

****NAMES OF EDITORS****

Deconstructing Disk Velocity Distribution Functions in the Disk-Mass Survey

Kyle B. Westfall¹, Matthew A. Bershadsky¹, Marc A. W. Verheijen²,
David R. Andersen³, & Rob A. Swaters⁴

Abstract.

We analyze integral-field ionized gas and stellar line-of-sight kinematics in the context of determining the stellar velocity ellipsoid for spiral galaxies observed by the Disk-Mass Survey. Our new methodology enables us to measure, for the first time, a radial gradient in the ellipsoid ratio σ_z/σ_R . Random errors in this decomposition are 15% at two disk scale-lengths.

The stellar velocity ellipsoid describes the velocity distribution of positionally coincident stars in galaxy disks via an imaginary surface outlining the 3D velocity dispersion about their mean orbit. Its axis magnitudes and axial ratios provide physical insight to disk stability, disk mass surface density, and disk heating mechanisms. Development of a robust method for decomposing the line-of-sight velocity distribution (LOSVD) into the R , ϕ , and z components is, therefore, critical for reliable physical diagnostics of galaxy disks. Furthermore, uncertainties in the ellipsoid axial ratios are among the two largest contributors to the Disk-Mass Survey (DMS) error-budget – see Verheijen et al. (2007) for the DMS description. The dominant component, empirical conversion of radial scale-lengths to vertical scale-heights, contributes <25% uncertainty in M/L zero points per galaxy, based on analysis of independent edge-on samples (e.g., Schwarzkopf & Dettmar 2000, Kregel et al. 2002). The ellipsoid, however, can be constrained internally for each DMS galaxy. As shown in Figure 1, an ellipsoid-deprojection error of 10% contributes a measurement uncertainty in M/L of $\sim 15\%$ for typical galaxy inclinations in our sample. Given the astrophysical import of the ellipsoid, we focus intensively on its measurement here.

We have previously reported ellipsoid decompositions for NGC 3949 and NGC 3982 using a method focusing only on data within 40° of the major axis (Westfall et al. 2007). (These results were compared with Shapiro et al. (2003) who closed the deprojection equations via major- and minor-axis long-slit observations and the Epicycle Approximation [EA].) By assuming both EA and the Asymmetric Drift (AD) equations held, we calculated σ_R via a simplified AD equation using only the gas and stellar rotation curves. The measurement assumed the gas ([OIII] $\lambda 5007\text{\AA}$) rotation follows the circular speed, the e-folding length of σ_R was $2h_R$ (twice the disk photometric scale length), and the ellip-

¹Dept. of Astronomy, U. of Wisconsin, 475 N. Charter St., Madison, WI 53706, USA

²Kapteyn Inst., Landleven 12, 9747 AD Groningen, the Netherlands

³NRC Herzberg Inst. of Astrophysics, 5071 W. Saanich Road, Victoria, BC, Canada V9E 2E7

⁴Dept. of Astronomy, U. of Maryland, College Park, MD 20742, USA

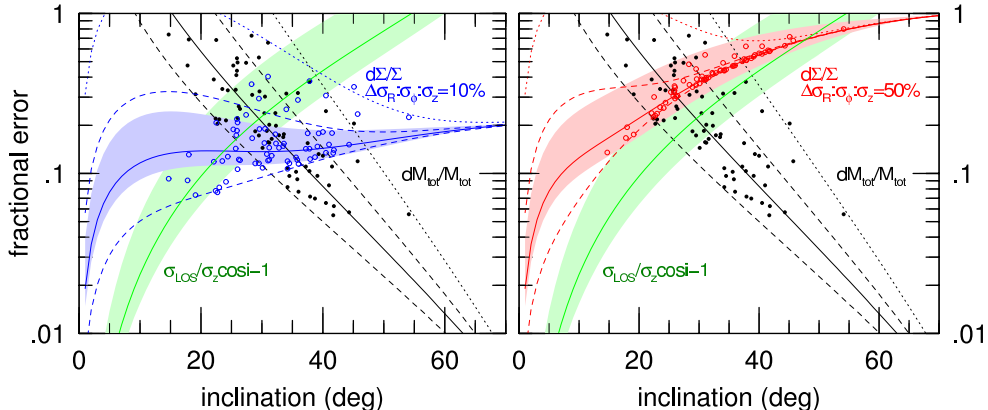


Figure 1. The Disk-Mass Survey error budget (fractional error) versus inclination for total mass (dM_{tot}/M_{tot}) and disk mass surface-density ($d\Sigma/\Sigma$) due to uncertainties in kinematic inclinations and the stellar ellipsoid ratios. Total mass errors (black curves and dots) depend only on inclination uncertainties. Disk mass surface-density errors depend also on the ellipsoid decomposition; we demonstrate 10% (left; gray [blue] curve and points) and 50% (right; gray [red] curve and points) uncertainties in the ellipsoid decomposition. The latter are typical of uncertainties reported in the literature. The contribution of σ_z to σ_{LOS} is shown for reference (light gray [green]). This analysis shows our sample inclination range of $30 \pm 15^\circ$ roughly balances disk and total errors. Our ellipsoid work here shows we can achieve ellipsoid-decomposition errors approximately as depicted in the left-hand plot. Errors are for individual galaxies, which will be reduced $3\times$ for the survey of 40 galaxies sub-divided by color, central surface-brightness, size, or luminosity.

oid remains oriented with the cylindrical coordinates at $z \neq 0$ with constant anisotropy. The full ellipsoid model was then decomposed using only $\eta \equiv \sigma_z/\sigma_R$ as a parameter, and tested against σ_{maj} . This highly non-parametric approach likely produced systematically high σ_z/σ_R ratios by smearing the natural $\sin^2\phi$ function of the LOS velocity dispersion, σ_{LOS} , onto the 40° “major axis” wedge. In our current analysis: (1) We model both radial and azimuthal variations in the full 2D LOSVD kinematics simultaneously; (2) We free the e-folding length of the dispersion (previously fixed at $2h_R$); and (3) We isolate EA- and AD-only decomposition methodologies. Table 1 provides the kinematic geometry and rotation curve parameters derived from our gas (g) and stellar (\star) velocity fields. We compare results from our current analysis with our previous report in Westfall et al. (2007) in Table 2. The fitted data are presented in Figure 2.

Despite the proper treatment of the full 2D kinematic data in our current analysis, isolation of the dynamical constraints is unsatisfactory, i.e., providing inconsistent, and sometimes unphysical results with large uncertainties. We find systematic effects in our fitting results not yet explored in the literature. These may be due, in part, to the assumed exponential form for $\sigma_R(R)$. An assumed radial form for $\sigma_R(R)$ is, indeed, required in isolating the AD equation for ellipsoid decomposition due to the logarithmic derivative term (see Binney & Tremaine 1987). While strictly unnecessary in all other contexts of decomposing the ellipsoid from the data, we have relied on a parametric approach

to constrain the allowed ellipsoid parameter space and reduce our random errors. An exponential form for $\sigma_z(R)$ is reasonable if light traces mass in galactic disks of constant scale height; however, the same form for $\sigma_R(R)$ has no such foundation despite its use in the literature. Another concern is that the form of the dynamical equations is inaccurate due to ignoring higher order terms in the moments of the Boltzmann equation. We have performed numerical orbital integrations in a logarithmic potential to determine σ_ϕ/σ_R directly for a range in input forms for $\sigma_R(R)$ (Mihos, *private communication*). In all cases, we find the epicycle approximation to be a robust estimator for σ_ϕ/σ_R beyond $\sim 0.5h_R$.

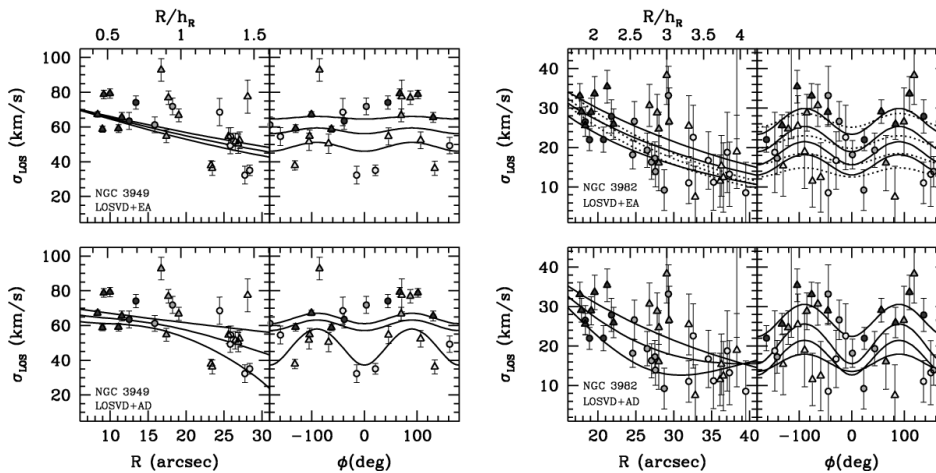


Figure 2. Fits of the radial and azimuthal trends in σ_{LOS} for both NGC 3949 (*left*) and NGC 3982 (*right*) when using a formalism incorporating only EA (*top*) or AD (*bottom*). Best-fitting models are plotted in black ($\phi = 0, 45, 90$ to the left and $R = 10, 17, 27$ for NGC 3949 and $R = 20, 25, 30, 35$ for NGC 3982 to the right), and the point grayscale and type are coded by radius and azimuth, respectively. For the LOSVD+EA fit to NGC 3982, we plot an additional fit to the data (*dotted line*) resulting from fixing σ_z to the result from the AD-only fit; the fitted σ_R is within the errors of the AD-only fitted value. For NGC 3949, we find that the results from each dynamical assumption do not necessarily reproduce the same results. Non-physical results may be due to incorrect assumptions including the variation of ξ with R from the AD equation produced by the assumption that $\sigma_R \propto e^{-R/h_\sigma}$, where h_σ is the e-folding length.

Table 1: Fitted Velocity Field Parameters

Galaxy	i (deg)	PA (deg)	$V_{\text{rot},g} \sin i$ (km/s)	$h_{\text{rot},g}$ (arcsec)	$V_{\text{rot},*} \sin i$ (km/s)	$h_{\text{rot},*}$ (arcsec)
NGC 3949	55.29 ± 1.84	298.4 ± 0.7	119.6 ± 2.7	15.51 ± 1.21	106.1 ± 4.7	20.09 ± 2.06
NGC 3982	24.49 ± 5.36	191.2 ± 0.6	92.8 ± 2.0	9.71 ± 0.91	88.5 ± 1.9	11.59 ± 0.76

Table 2: σ_z/σ_R Results

Method	Reference	NGC 3949	NGC 3982
Major Axis LOSVD+EA+AD	Westfall et al. (2007)	$1.18^{+0.36}_{-0.28}$	$0.73^{+0.13}_{-0.11}$
2D LOSVD + EA	Current Work	$1.12^{+3.51}_{-1.01}$	$0.00^{+0.12}_{-0.03}$
2D LOSVD + AD	Current Work	$0.25^{+0.19}_{-0.25}$	$0.46^{+0.03}_{-0.03}$
2D LOSVD + EA + AD	Westfall et al. (2008)	...	0.62 ± 0.20 at $1h_R$
		...	0.31 ± 0.05 at $2h_R$

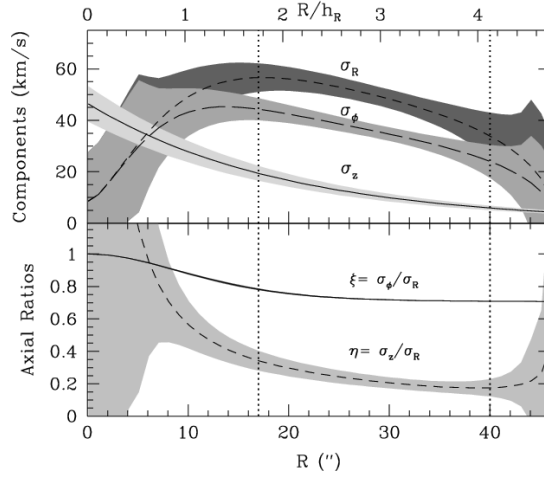


Figure 3. Decomposition of velocity ellipsoid of NGC 3982 using dynamical constraints from EA and AD simultaneously and our 2D LOSVD ionized gas ($[\text{OIII}]\lambda 5007\text{\AA}$) and stellar (MgIb -triplet region; $\sim 4990 - 5250\text{\AA}$) kinematics. The kinematics are fitted within the radial range delineated by the dotted lines. The ionized gas and stellar rotation curves are modeled with independent hyperbolic tangent functions, and the e-folding of σ_z is taken to be $2h_R$. The shaded regions show the formal random errors in the fitted model. The resulting decomposition shows significant evidence for a decrease in σ_z/σ_R , with a decomposition error of 15% at 2 disk scale-lengths.

With this assurance, our current methodology can be improved dramatically by incorporating both EA and AD simultaneously and solving the resulting ordinary differential equation in $\sigma_R(R)$. This enables us to drop any assumptions about the radial form of $\sigma_R(R)$, and, in turn, directly measure the gradient in σ_z/σ_R . Preliminary results from this new methodology (Westfall et al. 2008, *in preparation*) are illustrated in Figure 3 for NGC 3982. We find σ_z/σ_R drops by a factor of two from 1 to 2 disk scale-lengths. At 2 disk scale-lengths the error in the ellipsoid is only 15%, which bodes well for the DMS error-budget.

Acknowledgments. We acknowledge financial support from the AAS International Travel Grant and the National Science Foundation (AST/0607516), and fruitful insights from P. C. van der Kruit, K. Freeman, and C. Mihos.

References

- Binney, J. & Tremaine, S. 1987, *Galactic Dynamics* (Princeton University Press: Princeton, NJ)
- Kregel, M., van der Kruit, P. C., de Grijs, R. 2002, MNRAS, 334, 646
- Schwarzkopf, U., Dettmar, R.-J., 2000, A&A, 361, 451
- Shapiro, K. L., Gerssen, J., & van der Marel, R. P. 2003, AJ, 126, 2707
- Verheijen, M. A. W., Bershady, M. A., Swaters, R. A., Andersen, D. R., Westfall, K. B. 2007, in “Island Universes: Structure and Evolution of Disk Galaxies”, ed. R. de Jong (Springer: Dordrecht), 95
- Westfall, K. B., Bershady, M. A., Verheijen, M. A. W., Andersen, D. R., & Swaters, R. A. 2007, in “Island Universes: Structure and Evolution of Disk Galaxies”, ed. R. de Jong (Springer: Dordrecht), 157