

Disassembling the Nuclear Matrix Elements of the Neutrinoless $\beta\beta$ Decay

J. Menéndez and A. Poves

*Departamento de Física Teórica and IFT-UAM/CSIC,
Universidad Autónoma de Madrid, E-28049, Madrid, Spain*

E. Caurier and F. Nowacki

*IPHC, IN2P3-CNRS/Université Louis Pasteur BP 28, F-67037,
Strasbourg Cedex 2, France*

Abstract

In this article we analyze the nuclear matrix elements (NME) of the neutrinoless double beta decays ($0\nu\beta\beta$) of the nuclei ^{48}Ca , ^{76}Ge , ^{82}Se , ^{124}Sn , ^{128}Te , ^{130}Te and ^{136}Xe in the framework of the Interacting Shell Model (ISM). We study the relative value of the different contributions to the NME's, such as higher order terms in the nuclear current, finite nuclear size effects and short range correlations, as well as their evolution with the maximum seniority permitted in the wave functions. We discuss also the build-up of the NME's as a function of the distance between the decaying neutrons. We calculate the decays to 0_1^+ final states and find that these decays are at least 25 times more suppressed with respect to the ground state to ground state transition.

Key words: Shell Model, Double beta decay matrix elements.

PACS: 23.40.Hc, 21.60.Cs, 27.40.+z, 27.50.+e, 27.60.+j

1 Introduction

The discovery of neutrino oscillations in recent experiments at Super-Kamiokande [1], SNO [2] and KamLAND [3] has changed the old conception of neutrinos by proving that they are massive particles. According to the origin of their mass, neutrinos can be either Dirac or Majorana particles, the latter case being particularly interesting since it would imply an extension to the standard model of electroweak interactions. In this scenario neutrinos are their own antiparticles and lepton number is not conserved. Besides, it happens that the

best way to detect one of these violating processes and consequently to establish the Majorana character of the neutrinos would be the observation of the neutrinoless double beta decay ($0\nu\beta\beta$).

Double beta decay is a very slow weak process. It takes place between two even-even isobars when the single beta decay is energetically forbidden or hindered by large spin difference. Two neutrinos beta decay is a second order weak process —the reason of its low rate—, and has been measured in a few nuclei. The $0\nu\beta\beta$ decay is analog but needs neutrinos to be Majorana particles. With the exception of one unconfirmed claim [4,5], it has never been observed, and currently there is a number of experiments either taking place [6,7,8] or expected for the near future —see e.g. ref. [9]— devoted to detect it and to set up firmly the nature of neutrinos.

Furthermore, $0\nu\beta\beta$ decay is also sensitive to the absolute scale of neutrino mass, and hence the mass hierarchy —at present, only the difference between different mass eigenstates is known. Since the half-life of the decay is determined, together with the neutrino masses, by the nuclear matrix element (NME) for this process, the knowledge of these NME's is essential to predict the most favorable decays and, once detection is achieved, to settle the neutrino mass scale and hierarchy.

Two different and complementary methods are mainly used to calculate NME's for $0\nu\beta\beta$ decays. One is the family of the quasiparticle random-phase approximation (QRPA). This method has been used by different groups and a variety of techniques is employed, with results for most of the possible emitters [10,11]. This work concerns to the alternative, the interacting shell model (ISM) [12].

In previous ISM works [13,14], the NME's for the $0\nu\beta\beta$ decay were calculated taking into account only the dominant terms of the nucleon current. However, in ref. [15] it was noted that the higher order contributions to the current (HOC) are not negligible and it was claimed that they could reduce up to 20%-30% the final NME's. Subsequently, other QRPA calculations [16,17] have also taken into account these terms, although resulting in a somewhat smaller correction. These additional nucleon current contributions have been recently included for the first time in the ISM framework [18], and it is the aim of this work to look at them in more detail in order to grasp their relevance for the NME's. Then we give a comprehensive overview of the present state-of-the-art ISM and QRPA results by comparing the relative contribution of the different contributions to the NME's. In particular, the short range correlations (SRC) are modeled both by the Jastrow prescription and by the UCOM method [19]. The radial dependence of the NME —first discussed in ref. [20]— is also studied within the ISM.

In addition to the usual calculation of $0\nu\beta\beta$ decays to the ground states of the

final nuclei we have also computed the corresponding NME's for the decays to the first excited 0_1^+ states. This comparison has already been performed for most emitters using QRPA methods [21,22,23,24,25], concluding that the transitions to excited states are much more suppressed. However, it is interesting to test these results from the ISM point of view, and even to improve them, since in refs. [21,22,23,24] the new hadronic current contributions were neglected and in ref. [25] the short range correlations were not treated properly (see ref. [26]).

2 Theoretical framework

The starting point for the $0\nu\beta\beta$ decay is the weak Hamiltonian:

$$H_W = \frac{G}{\sqrt{2}} \left(j_{L\mu} J_L^{\mu\dagger} \right) + h.c., \quad (1)$$

where $j_{L\mu}$ is the leptonic current, and the hadronic —nuclear— counterpart is given in the impulse approximation by:

$$J_L^{\mu\dagger} = \bar{\Psi}_{\tau^+} \left(g_V(q^2) \gamma^\mu - i g_M(q^2) \frac{\sigma^{\mu\nu}}{2M_p} - g_A(q^2) \gamma^\mu \gamma_5 + g_P(q^2) q^\mu \gamma_5 \right) \Psi, \quad (2)$$

with q^μ the momentum transferred from hadrons to leptons, this is, $q^\mu = p_{neutron}^\mu - p_{proton}^\mu$.

In the non relativistic case, and discarding energy transfers between nucleons, we have:

$$J_L^{\mu\dagger}(\mathbf{x}) = \sum_{n=1}^A \tau_n^- \left(g^{\mu 0} J^0(q^2) + g^{\mu k} J_n^k(q^2) \right) \delta(\mathbf{x} - \mathbf{r}_n), \quad (3)$$

where:

$$J^0(q^2) = g_V(q^2),$$

$$\mathbf{J}_n(q^2) = i g_M(q^2) \frac{\boldsymbol{\sigma}_n \times \mathbf{q}}{2M_p} + g_A(q^2) \boldsymbol{\sigma}_n - g_P(q^2) \frac{\mathbf{q}(\mathbf{q}\boldsymbol{\sigma}_n)}{2M_p}. \quad (4)$$

The parametrization of the couplings by the standard dipole form factor — to take into account the finite nuclear size (FNS)— and the use of the CVC and PCAC hypotheses —for the magnetic and pseudoscalar couplings g_M and g_P — are those described in ref. [15]. We take as values of the bare couplings $g_V(0) = 1$ and $g_A(0) = 1.25$.

Due to the high momentum of the virtual neutrino in the nucleus ≈ 100 MeV— we can replace the intermediate state energy by an average value and then use the closure relation to sum over all the intermediate states. This approximation is correct to better than 90% [27].

We also limit our study to transitions to 0^+ final states, and assume electrons to be emitted in s wave. Corrections to these approximations are of the order of 1% at most, due to the fact that in the other cases effective nuclear operators of higher orders are needed to couple the initial and final states.

With these considerations, the expression for the half-life of the $0\nu\beta\beta$ decay can be written as [28,29]:

$$\left(T_{1/2}^{0\nu\beta\beta}(0^+ \rightarrow 0^+)\right)^{-1} = G_{01} \left|M^{0\nu\beta\beta}\right|^2 \left(\frac{\langle m_\nu \rangle}{m_e}\right)^2, \quad (5)$$

where $\langle m_\nu \rangle = \left|\sum_k U_{ek}^2 m_k\right|$ is the effective Majorana neutrino mass, a combination of the neutrino masses m_k due to the neutrino mixing matrix U and G_{01} is a kinematic factor —dependent on the charge, mass and available energy of the process. $M^{0\nu\beta\beta}$ is the NME object of study in this work. As we see, the neutrino mass scale is directly related to the decay rate.

The kinematic factor G_{01} depends on the value of the coupling constant g_A . Therefore the NME's obtained with different g_A values cannot be directly compared. If we redefine the NME as:

$$M'^{0\nu\beta\beta} = \left(\frac{g_A}{1.25}\right)^2 M^{0\nu\beta\beta}. \quad (6)$$

These $M'^{0\nu\beta\beta}$'s are directly comparable no matter which was the value of g_A employed in their calculation, since they share a common G_{01} factor — that of $g_A = 1.25$. In this sense, the translation of $M'^{0\nu\beta\beta}$'s into half-lives is transparent. The QRPA results obtained with different g_A values are already expressed in this way by the authors of refs. [20,26] while the results of refs. [16,17,30] are not. The latter have been translated into the form of eq. (6) when comparing to our results.

Looking back at the NME, it is obtained from the effective transition operator resulting of the product of the nuclear currents:

$$\Omega(q) = -h^F(q) + h^{GT}(q) \sigma_{\mathbf{n}} \sigma_{\mathbf{m}} - h^T(q) \mathbf{S}_{nm}^q, \quad (7)$$

where $\mathbf{S}_{nm}^q = 3(\hat{\mathbf{q}}\sigma_{\mathbf{n}}\hat{\mathbf{q}}\sigma_{\mathbf{m}}) - \sigma_{\mathbf{n}}\sigma_{\mathbf{m}}$ is the tensor operator. The functions $h(q)$ can be labeled according to the current terms from which they come from:

$$\begin{aligned} h^F(q) &= h_{vv}^F(q), \\ h^{GT}(q) &= h_{aa}^{GT}(q) + h_{ap}^{GT}(q) + h_{pp}^{GT}(q) + h_{mm}^{GT}(q), \\ h^T(q) &= h_{ap}^T(q) + h_{pp}^T(q) + h_{mm}^T(q), \end{aligned} \quad (8)$$

whose explicit form can be found in ref. [15].

In ISM works previous to ref. [18], only h_{aa} and h_{vv} terms were considered. However, rough estimates of the value of all terms taking $q \approx 100$ MeV give: $h_{aa} \approx h_{vv} \approx 1$, $h_{ap} \approx 0.20$, $h_{pp} \approx 0.04$ and $h_{mm} \approx 0.02$. Therefore, according to this figures, certainly h_{ap} cannot be neglected. Since the Gamow-Teller contribution will be the dominant one, and both the h_{pp} and h_{mm} have the same sign and opposite to h_{ap} , it seems sensible to keep all these terms in the calculation. In Section 3 we will see how these terms indeed contribute to the total NME.

Integrating over \mathbf{q} we get the corresponding operators in position space, which are called the neutrino potentials. Before radial integration they look like:

$$\begin{aligned} V_x^{F/GT}(r) &= \frac{2}{\pi} \frac{R}{g_A^2(0)} \int_0^\infty j_0(qr) \frac{h_x^{F/GT}(q)}{(q+\mu)} q dq, \\ V_x^T(r) &= \frac{2}{\pi} \frac{R}{g_A^2(0)} \int_0^\infty -j_2(qr) \frac{h_x^T(q)}{(q+\mu)} q dq, \end{aligned} \quad (9)$$

where $j_n(x)$ are the spherical Bessel functions, r is the distance between nucleons and R , which makes the result dimensionless, is taken as $R=r_0 A^{1/3}$, with $r_0 = 1.2$ fm.

Finally, the NME reads:

$$\begin{aligned}
M^{0\nu\beta\beta} &= - \left(\frac{g_V(0)}{g_A(0)} \right)^2 M^F + M^{GT} - M^T \\
&= \langle 0_f^+ | \sum_{n,m} \tau_n^- \tau_m^- \left(-V^F(r) + V^{GT}(r) \sigma_n \sigma_m - V^T(r) \mathbf{S}_{nm}^r \right) | 0_i^+ \rangle \quad (10)
\end{aligned}$$

In the calculation of the NME we need to take into account the short range correlations. Using a standard Jastrow type function, the NME's are modified as [31,32]:

$$\begin{aligned}
\langle 0_f^+ | V(r) | 0_i^+ \rangle_{src} &= \langle 0_f^+ f(r) | V(r) | f(r) 0_i^+ \rangle \\
&= \langle 0_f^+ | f(r)^2 V(r) | 0_i^+ \rangle, \quad (11)
\end{aligned}$$

with $f(r) = 1 - e^{-ar^2} (1 - br^2)$, where $a = 1.1 \text{ fm}^{-2}$ and $b = 0.68 \text{ fm}^{-2}$.

3 The NME's disassembled

Following these considerations, we have performed calculations for the $0\nu\beta\beta$ decays of the emitters ^{48}Ca , ^{76}Ge , ^{82}Se , ^{124}Sn , ^{128}Te , ^{130}Te and ^{136}Xe , using the ISM coupled code described in ref. [12], ideally adapted for the calculation of 0^+ states. Full diagonalizations are accomplished within different valence spaces and effective interactions. For instance, the decay of ^{48}Ca is studied in the pf major shell, and the KB3 interaction is employed. For the case of ^{76}Ge and ^{82}Se , the valence space consisting on $1p_{3/2}$, $0f_{5/2}$, $1p_{1/2}$ and $0g_{9/2}$ is diagonalized using the GCN28.50 interaction. Finally the $0g_{7/2}$, $1d_{3/2}$, $1d_{5/2}$, $2s_{1/2}$ and $0h_{11/2}$ valence space and the GCN50.82 interaction are used in the decays of ^{124}Sn , ^{128}Te , ^{130}Te and ^{136}Xe . The latter spaces and interactions will be discussed in detail elsewhere [33].

QRPA valence spaces comprise at least two major oscillator shells. The effect of the orbits excluded in our ISM calculations was studied in Ref. [34], in the particular cases of $A = 82$ and $A = 136$. Proton and neutron 2p-2h excitations were considered separately, obtaining an increase in the NME's not larger than 20%. However, this number may be an overestimation since the occupancies obtained for the extra orbits are larger than that of QRPA calculations. Furthermore, when more than one orbit was added to the valence space, the NME increased in the same amount as with only one extra orbit, showing that different contributions do not sum up. An extended study of these effects is currently in preparation.

The results of the Shell Model calculations were shown in ref. [18], where a

Table 1

Evolution of the $^{76}\text{Ge} \rightarrow ^{76}\text{Se}$ NME's described in Section 2 as we successively add the ap , pp and mm HOC contributions.

	$vv + aa$	$+ap$	$+pp$	$+mm$
M_{hoc}	4.04	2.82	3.29	3.29
$M_{hoc+fns}$	3.45	2.49	2.80	2.96
$M_{hoc+src}$	2.85	2.12	2.36	2.36
$M^{0\nu\beta\beta}$	2.70	2.01	2.21	2.30
$\Delta M^{0\nu\beta\beta}$		-25%	+7%	+3%

comparison of the final values to the ones from recent QRPA calculations was made, pointing out the importance of including all the seniority components in a given space. Here we will have a closer look at the NME's, in order to gain insight into the details of the calculation and recognise possible uncertainties.

In Table 1 we show the contribution of the additional nucleon current terms in the particular case of $^{76}\text{Ge} \rightarrow ^{76}\text{Se}$ $0\nu\beta\beta$ decay. In addition to the final result we also give the partial ones not considering FNS and/or SRC. We see that these terms contribute to reduce the bare matrix element in approximately 20%. However, as was pointed out in ref. [18], the effect of the HOC contributions in the full NME —FNS and SRC taken into account— is a bit smaller, 15%, which only means that HOC contributions are slightly more regularized by FNS and SRC than the lower order — aa and vv — terms. In addition to that, the mm contribution to HOC, which increases the NME and hence reduces the net HOC effect, vanishes in the bare case. The behaviour of all other decays is very similar. From this table we also conclude that the overall HOC contribution is of the expected relative value, and, moreover, the individual terms are also very close to their estimate in Section 2; they are found only a bit larger, but with the correct relative figures.

It has recently been discussed in ref. [18] that the pairing interaction favours the $0\nu\beta\beta$ decay and that, consequently, truncations in seniority tend to overestimate the value of the NME's. This is, when we perform truncations in seniority in the initial and final wave functions, the value of the full NME is not converged, in general, until the full seniority calculation is done. This may explain the difference of the results —due to their different treatment of pairing type correlations— for the NME's obtained between the ISM and QRPA approaches.

High seniority components are strongly connected to nuclear deformation. As an example, we show in Table 2 the decomposition of the wave function of the nucleus ^{66}Ge —that would exhibit a fictitious $0\nu\beta\beta$ decay to its mirror ^{66}Se —

Table 2

Decomposition of the wave function of the ground state of ^{66}Ge according to its seniority components, in percentage, for different values of the deformation β .

β	$s = 0$	$s = 4$	$s = 6$	$s = 8$	$s = 10$
0.15	78	20	1	1	0
0.20	39	43	7	10	1
0.25	20	43	14	20	3
0.30	6	32	21	31	10

Table 3

Comparison of the NME for the $^{76}\text{Ge} \rightarrow ^{76}\text{Se} 0\nu\beta\beta$ decay for this work (ISM) and the Jyväskylä (JY07) and Tübingen (TU99) groups. The values of TU99 were originally calculated with $r_0 = 1.1$ fm, and have been corrected to be directly comparable with the others.

	M_{bare}	M_{fns}	M_{hoc}	$M_{h.+fns}$	$M^{0\nu\beta\beta}$	$\%_{hoc}^{b/fns}$	$\%_{fns}$	$\%_{src}$
ISM	4.04	3.45	3.29	2.96	2.30	19/14	10	22
JY07 [16]	8.53	-	7.72	6.36	4.72	9/-	18	26
TU99 [15]	-	7.03	-	5.63	-	-/20	≈ 10	≈ 20

for different deformations, obtained by adding a variable extra quadrupole-quadrupole term to the interaction. We see that, as the nucleus becomes more deformed, the high seniority components become more important.

We can check if the discrepancy of the NME's remains in the HOC, FNS and SRC contributions. For that purpose, in Table 3 we compare in detail the NME's for $A = 76$ for ISM and QRPA calculations, enclosing the partial results as well. We also append the amount of correction due to each HOC, FNS and SRC to the previous step in the calculation. The SRC are always of the Jastrow type unless otherwise stated; we will return to this point later. Similar figures are found for any other decay. If we focus in the relative importance of the different approximations, we can see that all three calculations show the same trend, though the details may change a bit from one to another. Hence we can conclude that HOC contributions reduce the NME about 10-20%, taking into account FNS effects produces an additional 10-20% decrease and finally Jastrow type SRC reduce the NME 20-25%. The overall effect from the original bare NME adds up to 35-45%. In our calculations, these three contributions when applied to the bare NME, give reductions of 20%, 15% and 30%, respectively — $M_{src} = 2.85$, not included in Table 3. Therefore, these effects do not pile up, the total reduction amounting to roughly 70% of the sum of the individual contributions.

Table 4

Evolution of the NME with the maximum seniority (s_m) permitted in the wave functions of ^{76}Ge and ^{76}Se , including different contributions to the full operator.

s_m	M_{bare}	M_{fns}	M_{hoc}	$M_{h.+fns}$	$M^{0\nu\beta\beta}$	$\%_{hoc}^{b/fns}$	$\%_{fns}$	$\%_{src}$
0	12.31	11.16	10.49	9.83	8.59	15/12	6	13
4	8.84	7.87	7.44	6.89	5.82	16/12	7	16
6	8.01	7.11	6.73	6.22	5.23	16/13	8	16
8	5.63	4.90	4.66	4.25	3.34	17/13	9	21
10	4.64	4.00	3.81	3.45	2.74	18/14	9	21
12	4.10	3.50	3.34	3.01	2.34	19/14	10	22
14	4.04	3.45	3.29	2.96	2.30	19/14	10	22

Table 5

Evolution of $-\chi^F$ as a function of the maximum seniority allowed in the wave functions, s_m , for all the studied $0\nu\beta\beta$ decays.

s_m	$A = 48$	$A = 76$	$A = 82$	$A = 124$	$A = 128$	$A = 130$	$A = 136$
0	0.33	0.31	0.30	0.27	0.27	0.27	0.26
4	0.19	0.23	0.21	0.15	0.20	0.19	0.15
6	0.17	0.22	0.20	0.16	0.20	0.19	0.16
8	0.16	0.16	0.13	0.15	0.16	0.15	0.15
10		0.14	0.12	0.15	0.15	0.15	
12		0.12	0.11	0.15	0.15		
14		0.12					

Therefore, contrary to what happens for the NME's, we see that the relative contributions of HOC, FNS or SRC are similar for ISM and QRPA calculations, which seems to point out that their contribution to the full NME is not affected by seniority truncations. This is confirmed in Table 4, where these partial contributions as a function of the seniority are shown. The $^{76}\text{Ge} \rightarrow ^{76}\text{Se}$ $0\nu\beta\beta$ decay is chosen again, but the same conclusion is obtained for all other transitions. Even though a small decrease of all the contributions is seen, at the $s_m = 4$ level—leading order in QRPA—the relative value of HOC, FNS and SRC is essentially that of the full calculation.

Another aspect of the NME that could be sensitive to the treatment of the pairing correlations is the ratio of Fermi to Gamow-Teller terms by means of the coefficient $\chi^F = \left(\frac{g_V(0)}{g_A(0)}\right)^2 M^F/M^{GT}$, represented in Table 5 for all the

Table 6

Comparison of the values of χ^F of this work (ISM), this work with seniority $s_m = 4$ and the QRPA results of the Jyväskylä (JY07) and Tübingen (TU07) groups. The TU07 result is taken prior to SRC correlations, see ref. [26].

$-\chi^F$	ISM	ISM ($s_m = 4$)	JY07 [16,17]	TU07 [15]
$^{76}\text{Ge} \rightarrow ^{76}\text{Se}$	0.12	0.23	0.27	0.32
$^{82}\text{Se} \rightarrow ^{82}\text{Kr}$	0.11	0.21	0.26	-
$^{128}\text{Te} \rightarrow ^{130}\text{Xe}$	0.15	0.20	0.31	-
$^{130}\text{Te} \rightarrow ^{130}\text{Xe}$	0.15	0.19	0.31	0.36
$^{136}\text{Xe} \rightarrow ^{136}\text{Ba}$	0.15	0.15	0.27	-

studied nuclei as a function of the seniority. Unlike the precedent case, here we see that correlations affect in a different manner to these contributions, in such a way that the ratio χ^F decreases as we allow higher seniority components in the wave functions. This trend is not seen, however, in the $A = 48$, $A = 124$ and $A = 136$ cases. But these are precisely the nuclei for which the low seniority truncation works better [18], being emitters which, in their natural valence spaces, only consist on neutrons (^{48}Ca and ^{124}Sn) or protons (^{136}Xe), leading to wave functions dominated by low seniority components. We compare our full results and those truncated in seniority with the QRPA figures in Table 6, observing that ISM χ^F values are smaller than QRPA's, but the truncated $s_m = 4$ results are always closer to them. This is to say, one may attribute the discrepancy in χ^F between ISM and QRPA to the seniority truncations, as was the case for the complete NME.

So far we have argued that there is agreement in the relative importance of the different pieces of the $0\nu\beta\beta$ NME studied, i.e. HOC, FNS and SRC —of Jastrow type— between the ISM and QRPA in its different versions, while the difference in χ^F may be attributed, as in the case of the full NME, to the fact that high seniority components may not be fully included within the QRPA approach. However, there are still two issues regarding which there are discrepancies between the different methods and authors.

On one hand there is the role of tensor part of the NME, which we can quantify similarly to the Fermi case by the ratio to the Gamow-Teller contribution, $\chi^T = M^T/M^{GT}$. While for some QRPA authors [15] this quantity amounts to 5% for $A = 76$ and 8% for $A = 130$ —prior to SRC, after that their influence is necessarily larger since tensor type contributions, contrary to Fermi and Gamow-Teller parts, are not reduced by SRC—, others claim that their contribution is negligible [16]. Our ISM results are shown in Table 7, collected again as a function of the seniority to explore a possible dependence of χ^T . We can see that, except in the special case of $A = 48$, which shows a quite large

Table 7

Evolution of χ^T (%) as a function of the maximum seniority permitted, s_m , in the wave functions for all the studied $0\nu\beta\beta$ decays.

s_m	$A = 48$	$A = 76$	$A = 82$	$A = 124$	$A = 128$	$A = 130$	$A = 136$
0	3.2	1.6	1.3	0.5	0.6	0.5	0.4
4	9.0	1.0	0.8	0.1	0.0	-0.2	-0.7
6	9.4	0.9	0.9	0.1	0.1	-0.1	-0.6
8	9.9	0.6	0.3	0.1	-0.3	-0.5	-0.6
10		0.6	0.2	0.1	-0.3	-0.5	
12		0.4	0.2	0.1	-0.3		
14		0.4					

ratio, all the other numbers are far from these found in ref. [15], and could be considered negligible as in ref. [16]. This remains true although to a slightly lesser extent if we keep only the $s_m = 4$ figures, which are larger than the corresponding complete space values —thus pointing to a similar dependence on the seniority truncation to that of the Fermi component— but still very minor to be significant in the final result.

On the other hand, a fully consistent treatment of the SRC's would demand regularizing the $0\nu\beta\beta$ operator using the same prescription than for the bare interaction. However, this approach is beyond present ISM or QRPA capabilities. Hence, general prescriptions, that also come from the regularization of bare interactions into the nuclear medium, are used instead.

The results presented so far have been obtained using the standard Jastrow type correlator of eq. (11). Other authors [35] have recently argued that this correction is somewhat too aggressive, and have proposed another method —namely the Unitary Correlation Operator Method (UCOM) [19]— to estimate the SRC, which leads to a much smoother correction, of the order of 5% compared to the 15-25% of the Jastrow correlator, see Table 3.

We have estimated the value of our ISM results taking an UCOM type SRC by simulating the correlator as that of the $ST = 01$ channel [36], common throughout the calculation. The correlator of the other important —even— channel is very similar to this one, and the difference should not change our estimated results. The numbers obtained are listed in Table 8, where we find a 5% reduction of the NME with this UCOM SRC ansatz, in agreement with the QRPA calculations. Thus, treating the SRC with a softer prescription of this type increases our Jastrow correlated final results by some 20%, leaving the full reduction of the NME due to all contributions at around 25-35%.

Table 8

Contributions of the Jastrow and UCOM type SRC to the NME. Jastrow results of ref.[18] were slightly different from present because only one cutoff parameter was considered in the FNS terms.

$0\nu\beta\beta$ Transition	$M_{no\ SRC}$	$M_{UCOM}^{0\nu\beta\beta}$	$M_{Jastrow}^{0\nu\beta\beta}$	$\Delta M_{UCOM}(\%)$	$\Delta M_{Jastrow}(\%)$
$^{48}\text{Ca} \rightarrow ^{48}\text{Ti}$	0.92	0.85	0.61	8	34
$^{76}\text{Ge} \rightarrow ^{76}\text{Se}$	2.96	2.81	2.30	5	22
$^{82}\text{Se} \rightarrow ^{82}\text{Kr}$	2.79	2.64	2.18	5	22
$^{124}\text{Sn} \rightarrow ^{124}\text{Te}$	2.77	2.62	2.10	5	24
$^{128}\text{Te} \rightarrow ^{128}\text{Xe}$	3.05	2.88	2.34	6	23
$^{130}\text{Te} \rightarrow ^{130}\text{Xe}$	2.81	2.65	2.12	6	25
$^{136}\text{Xe} \rightarrow ^{136}\text{Ba}$	2.32	2.19	1.76	6	24

In figure 1 the ISM and QRPA results for the NME's are compared within this UCOM treatment of the SRC. The same figure but considering Jastrow type SRC was shown in ref. [18], but inadvertently the results obtained with different values of g_A where not rescaled properly. This is corrected in figure 2, where the comparable $M'^{0\nu\beta\beta}$'s introduced in eq. (6) are represented. By comparing both figures, it is confirmed that there is a common trend; the QRPA values are larger than the ISM ones when the high seniority components are important in the latter. For both ISM and QRPA the only net effect of UCOM is an enhancement of the Jastrow results of about 20%.

Whether the UCOM or Jastrow method is more appropriate to treat the $0\nu\beta\beta$ short range correlations is still an open question. Therefore, taking into account the limitations of our method regarding the SRC's, this different results obtained by both prescriptions may be considered as an estimation of the range of the effect of SRC's —5-20%.

4 Radial dependence of the NME

Very recently the radial evolution of the NME has been studied in ref. [20], in order to see for what internucleonic distances r the NME gets the major contribution. This is done by representing the operator $C(r)$ defined as:

$$M^{0\nu\beta\beta} = \int_0^{\infty} C(r) dr \quad (12)$$

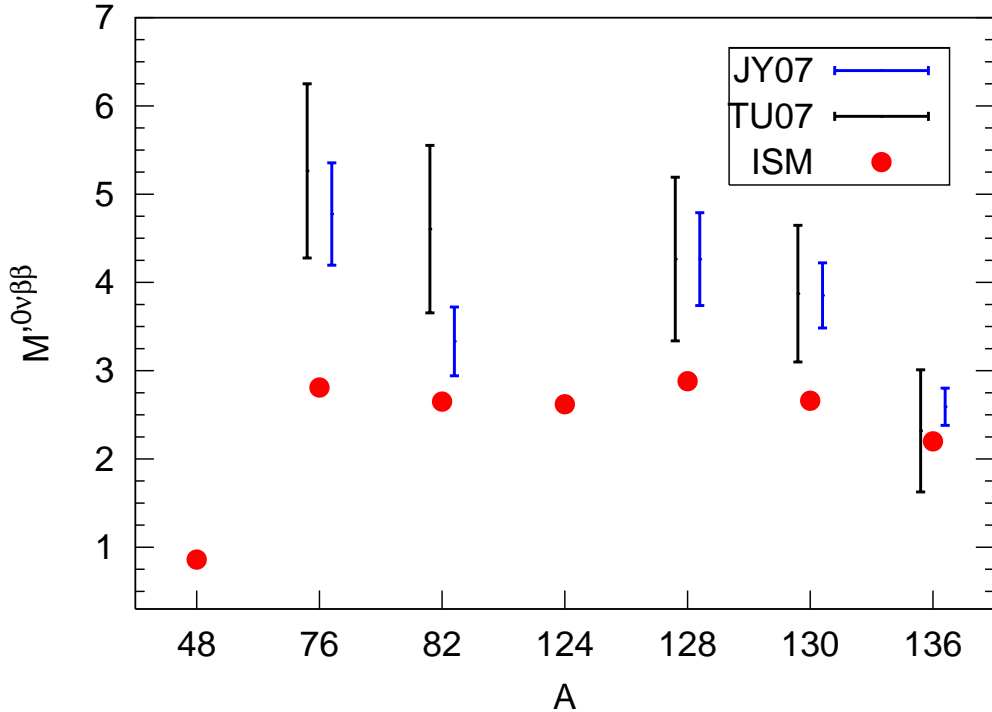


Figure 1. The neutrinoless double beta decay $M'_{0\nu\beta\beta}$'s for ISM and QRPA calculations treating the SRC with the UCOM approach. Tu07 QRPA results from ref. [20] and Jy07 results from refs. [16,17].

The form of this operator for the transitions studied is shown in Figure 3. This result is in full agreement with the QRPA, confirming the findings of ref. [20]. This is, beyond $r = 3 fm$ there is no overall contribution to the NME, while the maximum value of $C(r)$ occurs around $r = 1 fm$, which means that almost the complete value of the NME comes from the contribution of decaying nucleons which are close to each other. This distance corresponds to a momentum of $q \approx 200 MeV$, twice the expected value estimated in Section 2. Such a small distance is partly due to the cancellation that happens between the contribution of decaying pairs coupled to $J = 0$ and $J > 0$, as can be seen for the dominant GT component of the $^{82}Se \rightarrow ^{82}Kr 0\nu\beta\beta$ decay in Fig. 4 —for all the other transitions the same tendency is reproduced. That the NME's radial shape of the QRPA and ISM calculations be identical is quite intriguing and perhaps points to a hidden simplicity in their physics. In fact, one can argue that QRPA and ISM NME's, radial dependence included, differ only by a scaling factor, which can be expressed as the ratio of the average number of pairs in both calculations.

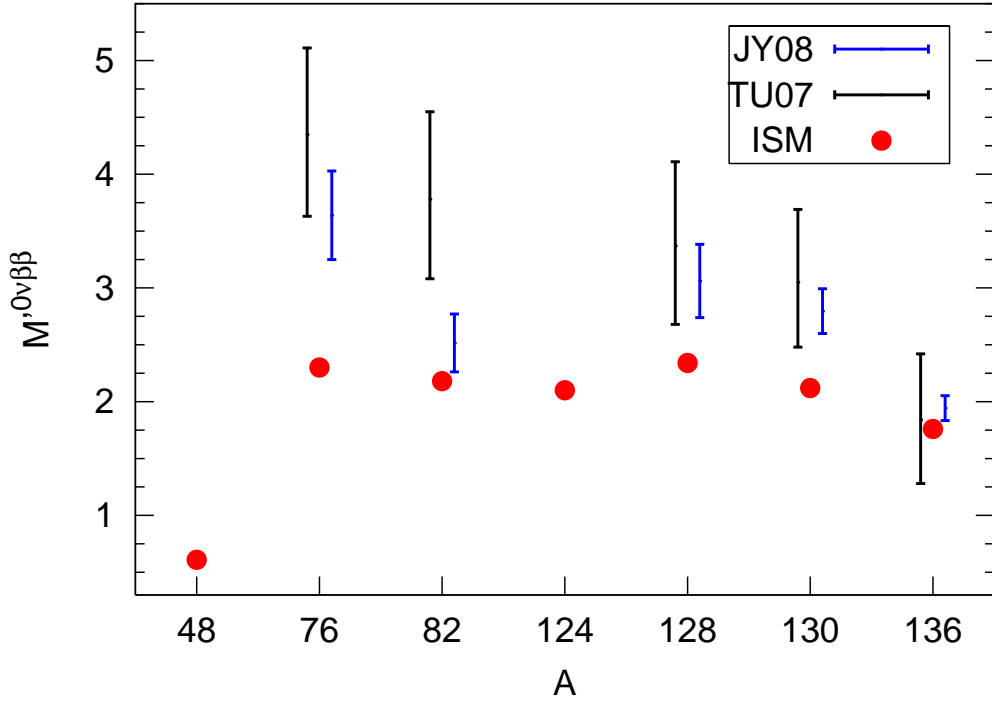


Figure 2. Same as fig.1 but with Jastrow type SRC. Tu07 QRPA results from ref. [26] and Jy08 results from ref. [30].

5 Decays to 0_1^+ excited states

When considering the $0\nu\beta\beta$ process, the most favourable decay channel is, due to phase space considerations, the 0^+ ground state to ground state one, which is the case of all transitions so far presented in this paper. However, for experimental reasons, it would be very interesting to have a decay to an excited state if it is not too much suppressed compared to the decay to the $0_{g.s.}^+$, because the background reduction, coming from the simultaneous detection of the electrons from the $0\nu\beta\beta$ decay and the photon(s) from the decay of the final nucleus excited state, might make up for the longer lifetime. In order to find a candidate for this final excited state, higher spins have to be discarded since these decays are disfavored not only by the phase space but also by the transition operator, which in order to couple different spin states is necessarily of higher order in the current —and hence much smaller in magnitude. However, excited 0_1^+ states could have a chance, as they share the transition operator with the decays to the ground state. In this new case the phase factor would disfavour the decay but, if the NME pushed in the opposite direction and increased it enough, then the lifetime of the process would not be much larger than the corresponding to the $0_{g.s.}^+$. To explore this possibility, we have computed, for the first time within the ISM, the NME's of the $0\nu\beta\beta$ decays to excited 0_1^+ states.

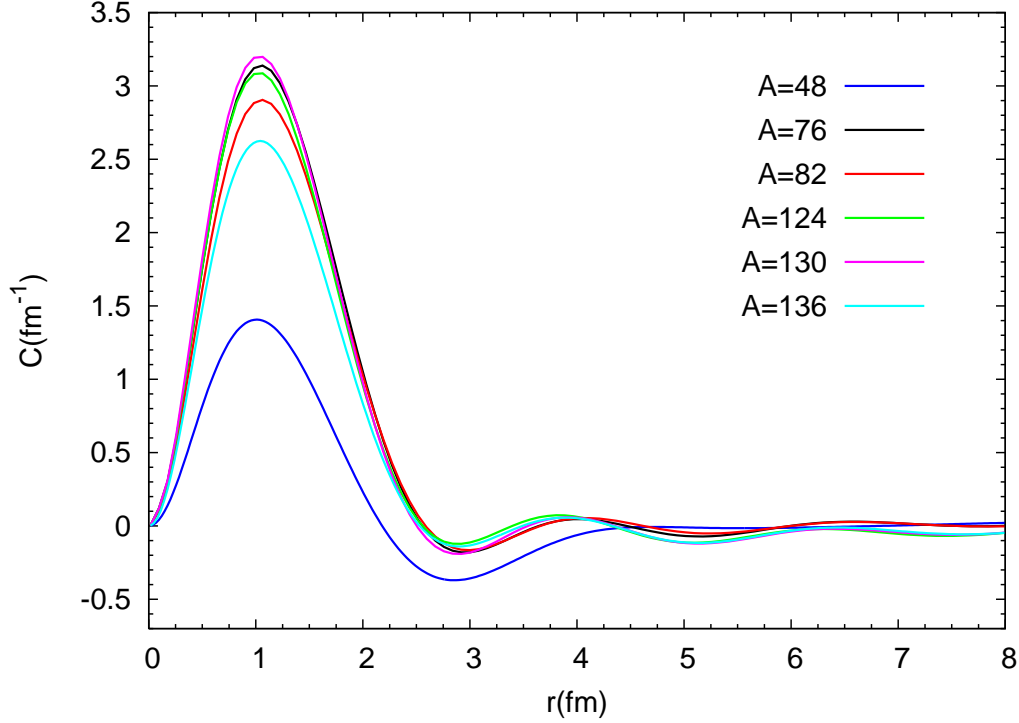


Figure 3. Evolution of $C(r)$ for the $^{48}\text{Ca} \rightarrow ^{48}\text{Ti}$, $^{82}\text{Se} \rightarrow ^{82}\text{Kr}$, $^{124}\text{Sn} \rightarrow ^{124}\text{Te}$, $^{130}\text{Te} \rightarrow ^{130}\text{Xe}$ and $^{136}\text{Xe} \rightarrow ^{136}\text{Ba}$ transitions. SRC are not included in the calculation.

Table 9

NME's for the different decays to the different excited 0_1^+ states studied. The ground states are denoted by gs . Half-lives are calculated for $\langle m_\nu \rangle = 1$ eV. The minor differences between these NME's and those of ref. [18] come as in fig. 8.

	$A = 48$	$A = 76$	$A = 82$	$A = 124$	$A = 130$	$A = 136$
$M_{gs \rightarrow gs}^{0\nu\beta\beta}$	0.61	2.30	2.18	2.10	2.12	1.77
$M_{gs \rightarrow 0_1^+}^{0\nu\beta\beta}$	0.68	1.49	0.28	0.80	0.19	0.49
$\frac{G_{01}(gs \rightarrow gs)}{G_{01}(gs \rightarrow 0_1^+)}$	85	12	11	40	38	22
$T_{1/2}^{gs \rightarrow gs}$ (10^{24} y)	10.8	7.70	1.94	2.13	1.29	1.78
$T_{1/2}^{gs \rightarrow 0_1^+}$ (10^{26} y)	7.35	2.28	12.9	5.82	61.2	5.00

The results are gathered in Table 9. With the only exception of the relatively small increase of our result for $A = 48$, not really significant because of its huge space factor suppression, we see that a common feature of all calculations is that the NME's for the decays to 0_1^+ states are smaller than the decays to the ground state. This has been the case also in previous QRPA calculations. However, since these results have been superseded by more recent ones for the initial and final ground states —the case of refs. [21,22,23,24], which do

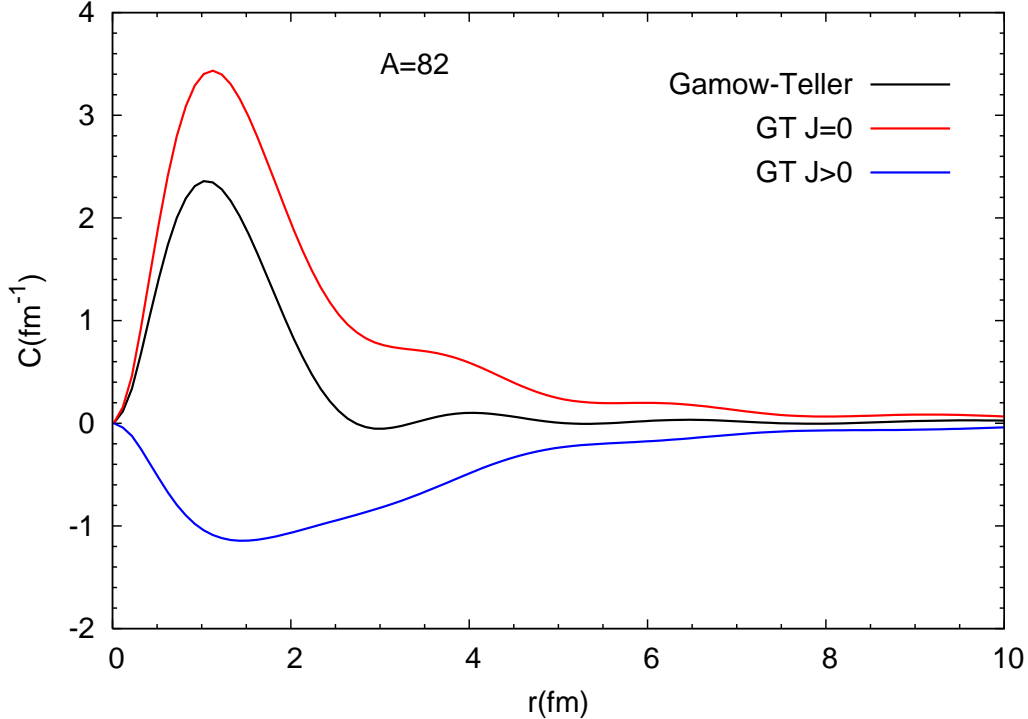


Figure 4. Evolution of the GT part of $C(r)$ for the $^{82}\text{Se} \rightarrow ^{82}\text{Kr}$ transition. The contribution of decaying pairs coupled to $J = 0$ and $J > 0$ is also shown. SRC are not included.

not consider the HOC relevant terms— or do not treat SRC properly —as happens in ref. [25]—, new calculations for the transitions to final 0_1^+ states are required to be comparable to our numbers.

Table 9 also includes the predicted half-lives for the transitions. We see that our results are typically two orders of magnitude longer for the decays to excited states. The least disfavored $gs \rightarrow 0_1^+$ transition would be that of ^{76}Ge , which is hindered by a factor 2.4 from the NME times 12, the reduction factor coming from the phase space. This is, in that case the $gs \rightarrow 0_1^+$ transition is suppressed by a factor 25 – 30 compared to the $gs \rightarrow gs$, which is probably too large to be compensated by the experimental gain via background reduction. Nevertheless, it corresponds to experimentalists to evaluate the practical interest of the decay to the excited 0^+ in view of such a suppressed rate.

6 Summary and Conclusions

In this work we have calculated within the ISM framework the NME for $0\nu\beta\beta$ decays of the emitters ^{48}Ca , ^{76}Ge , ^{82}Se , ^{124}Sn , ^{128}Te , ^{130}Te and ^{136}Xe . Also, we have studied the relative importance of different contributions to the NME,

namely HOC, FNS and SRC, concluding that all of there is a nice agreement between the ISM and different QRPA methods. However, the values of the QRPA differ from the ISM ones when the high seniority components are important in the latter. We surmise that this difference may be due to the QRPA underestimation of the high seniority components of the wave functions in these cases. In addition, some discrepancies remain regarding the importance of the effect of the Tensor part of the NME, and there is still uncertainties in the treatment of the SRC's.

We have also studied the radial behaviour of the NME's, finding again agreement between the ISM and the QRPA results.

Finally, we have calculated the NME's for the decay to excited 0_1^+ states. These transitions are suppressed with respect to the usual ones to the ground state to a different extent for each decay, but at least in a factor 25 – 30 for the least hindered $A = 76$.

Acknowledgements

This work has been supported by a grant of the Spanish Ministry of Education and Science, FPA2007-66069, by the IN2P3-CICyT collaboration agreements, by the Comunidad de Madrid (Spain), project HEPHACOS P-ESP-00346, by the EU program ILIAS N6 ENTApP WP1 and by the Spanish Consolider-Ingenio 2010 Program, CPAN (CSD2007-00042).

References

- [1] Y. Fukuda et al., Phys. Rev. Lett. 81 (1998) 1562.
- [2] Q.R. Ahmad et al., Phys. Rev. Lett. 89 (2002) 011301.
- [3] K. Eguchi et al., Phys. Rev. Lett. 90 (2003) 021802.
- [4] H.V. Klapdor-Kleingrothaus, A. Dietz, H.L. Harney and I.V. Krivosheina, Mod. Phys. Lett. A16 (2001) 2409.
- [5] H.V. Klapdor-Kleingrothaus, I.V. Krivosheina, A. Dietz and O. Chkvorets, Phys. Lett. B586 (2004) 198.
- [6] R. Arnold et al., Phys. Rev. Lett. 95 (2005) 182302.
- [7] C. Arnaboldi et al., Phys. Rev. Lett. 95 (2005) 142501.
- [8] T. Bloxham et al., Phys. Rev. C76 (2007) 025501.

- [9] F.T. Avignone III, S.R. Elliott and J. Engel, *Rev. Mod. Phys.* 80 (2008) 481.
- [10] J. Suhonen and O. Civitarese, *Phys. Rept.* 300 (1998) 123.
- [11] V.A. Rodin, A. Faessler, F. Simkovic and P. Vogel, *Nucl. Phys.* A766 (2006) 107.
- [12] E. Caurier et al., *Rev. Mod. Phys.* 77 (2005) 427.
- [13] J. Retamosa, E. Caurier and F. Nowacki, *Phys. Rev.* C51 (1995) 371.
- [14] E. Caurier, F. Nowacki, A. Poves and J. Retamosa, *Phys. Rev. Lett.* 77 (1996) 1954.
- [15] F. Simkovic, G. Pantis, J.D. Vergados and A. Faessler, *Phys. Rev.* C60 (1999) 055502.
- [16] M. Kortelainen and J. Suhonen, *Phys. Rev.* C75 (2007) 051303.
- [17] M. Kortelainen and J. Suhonen, *Phys. Rev.* C76 (2007) 024315.
- [18] E. Caurier, J. Menéndez, F. Nowacki and A. Poves, *Phys. Rev. Lett.* 100 (2008) 052503.
- [19] H. Feldmeier, T. Neff, R. Roth and J. Schnack, *Nucl. Phys.* A632 (1998) 61.
- [20] F. Simkovic et al., *Phys. Rev.* C77 (2008) 045503.
- [21] J. Suhonen, *Phys. Lett.* B477 (2000) 99.
- [22] J. Suhonen, *Phys. Rev.* C62 (2000) 042501.
- [23] J. Suhonen, *Nucl. Phys.* A700 (2002) 649.
- [24] J. Suhonen and M. Aunola, *Nucl. Phys.* A723 (2003) 271.
- [25] F. Simkovic et al., *Phys. Rev.* C64 (2001) 035501.
- [26] V.A. Rodin, A. Faessler, F. Simkovic and P. Vogel, *Nucl. Phys.* A793 (2007) 213.
- [27] K. Muto, *Nucl. Phys.* A577 (1994) 415c.
- [28] M. Doi et al., *Phys. Lett.* B103 (1981) 219.
- [29] M. Doi, T. Kotani and E. Takasugi, *Prog. Theor. Phys. Suppl.* 83 (1985) 1.
- [30] J. Suhonen and M. Kortelainen, *Int. J. Mod. Phys.* E17 (2008) 1.
- [31] H.F. Wu et al., *Phys. Lett.* B162 (1985) 227.
- [32] G.A. Miller and J.E. Spencer, *Ann. Phys.* 100 (1976) 562.
- [33] A. Gniady, E. Caurier and F. Nowacki, to be published.
- [34] E. Caurier, F. Nowacki and A. Poves, *Eur. Phys. J.* A36 (2008) 195.
- [35] M. Kortelainen, O. Civitarese, J. Suhonen and J. Toivanen, *Phys. Lett.* B647 (2007) 128.
- [36] R. Roth et al., *Phys. Rev.* C72 (2005) 034002.