

Hadronic Uncertainties in the Elastic Scattering of Supersymmetric Dark Matter

John Ellis,^{1,*} Keith A. Olive,^{2,†} and Christopher Savage^{2,‡}

¹ *TH Division, Physics Department, CERN, 1211 Geneva 23, Switzerland*

² *William I. Fine Theoretical Physics Institute, School of Physics and Astronomy,
University of Minnesota, Minneapolis, MN 55455, USA*

(Dated: October 30, 2018)

Abstract

We review the uncertainties in the spin-independent and -dependent elastic scattering cross sections of supersymmetric dark matter particles on protons and neutrons. We propagate the uncertainties in quark masses and hadronic matrix elements that are related to the π -nucleon σ term and the spin content of the nucleon. By far the largest single uncertainty is that in spin-independent scattering induced by our ignorance of the $\langle N|\bar{q}q|N\rangle$ matrix elements linked to the π -nucleon σ term, which affects the ratio of cross sections on proton and neutron targets as well as their absolute values. This uncertainty is already impacting the interpretations of experimental searches for cold dark matter. *We plead for an experimental campaign to determine better the π -nucleon σ term.* Uncertainties in the spin content of the proton affect significantly, but less strongly, the calculation of rates used in indirect searches.

CERN-PH-TH/2008-005
January 2008

*John.Ellis@cern.ch

†olive@physics.umn.edu

‡cmsavage@physics.umn.edu

I. INTRODUCTION

The most convincing way to confirm the existence and nature of dark matter particles would be to observe directly their scattering on nuclei in low-background underground experiments. The sensitivities of these experiments are currently improving rapidly, and beginning to cut into the parameter space of plausible supersymmetric scenarios [1]. In order to evaluate accurately the impacts of these experiments, it is important to understand and minimize the hadronic uncertainties in the elastic scattering matrix elements for any given supersymmetric model. The rates for elastic scattering also control the rates for the capture of dark matter particles by celestial bodies such the Sun or Earth. There are good prospects for increasing significantly the sensitivities of experiments looking indirectly for astrophysical dark matter via the products of their annihilations in such bodies, adding to the motivations for understanding and reducing their uncertainties.

Beyond the interpretation of upper limits on dark matter scattering may lie the interpretation of any eventual detection of a signal and the task of identifying the nature of the dark matter particle. In principle, there are four observables that could contribute to such an analysis, namely the spin-independent and -dependent cross sections on protons and neutrons, respectively. Part of the strategy for identifying the nature of any detected dark matter signal would be the comparison of the measured rates for scattering on different targets, with the comparison of spin-independent and -dependent scattering rates playing a particularly important role as a diagnostic tool [2, 3]. As we see later, currently there are considerable uncertainties also in such comparisons, related principally to uncertainties in the hadronic matrix elements of higher-dimensional effective interactions.

In this paper, we consider only hadronic uncertainties in the elastic scattering rates. There are also potentially important uncertainties related to the supersymmetric model itself, namely how accurately one can estimate the coefficient of a given higher-dimensional effective interaction in a given model, and also in the astrophysical density of dark matter particles. Reducing the model uncertainty would require, *e.g.*, a complete calculation of radiative corrections to the effective scattering operator, which lies beyond the scope of this work. As for the local density of cold dark matter, it is usually taken to be 0.3 GeV/cm^3 , but lower values have occasionally been advocated.

The hadronic uncertainties we consider are listed in Table I. They include those in the quark masses, expressed as $m_{d,c,b,t}$ and the ratios m_u/m_d and m_s/m_d , those in the matrix elements $\langle N|\bar{q}q|N\rangle$, which are related to the change in the nucleon mass due to non-zero quark masses, denoted by σ_0 , and therefore to the π -nucleon σ term, $\Sigma_{\pi N}$ as discussed later, and the axial-current matrix elements $\langle N|\bar{q}\gamma_\mu\gamma_5q|N\rangle$, which are related to the quantities $\Delta_s^{(p)}$, $a_3^{(p)}$ and $a_8^{(p)}$, as also discussed later. We find that the uncertainties in the elastic scattering cross section induced by the uncertainties in the quark masses, apart from the top quark, are negligible. However, cross section uncertainties induced by the uncertainties in the matrix elements $\langle N|\bar{q}q|N\rangle$ and $\langle N|\bar{q}\gamma_\mu\gamma_5q|N\rangle$ are very important, as we discuss below. In particular, the uncertainties induced by our ignorance of $\Sigma_{\pi N}$ are particularly important.

For illustration, we work within the minimal supersymmetric extension of the Standard Model (MSSM) with conserved R parity, and assume that the astrophysical cold dark matter is provided by the lightest neutralino χ [13]. We further assume a constrained MSSM (CMSSM) framework, in which the soft supersymmetry-breaking parameters $m_{1/2}$, m_0 and A_0 are assumed to be universal at the GUT input scale, and restrict our attention to scenarios with the Higgs mixing parameter $\mu > 0$ and specific values of the ratio of supersymmetric

m_u/m_d	0.553 ± 0.043	[4]
m_d	$5 \pm 2 \text{ MeV}$	[5]
m_s/m_d	18.9 ± 0.8	[4]
m_c	$1.25 \pm 0.09 \text{ GeV}$	[5]
m_b	$4.20 \pm 0.07 \text{ GeV}$	[5]
m_t	$171.4 \pm 2.1 \text{ GeV}$	[6]
σ_0	$36 \pm 7 \text{ MeV}$	[7]
$\Sigma_{\pi N}$	$64 \pm 8 \text{ MeV}$	[8, 9]
$a_3^{(p)}$	1.2695 ± 0.0029	[5]
$a_8^{(p)}$	0.585 ± 0.025	[10, 11]
$\Delta_s^{(p)}$	-0.09 ± 0.03	[12]

TABLE I: Hadronic parameters used to determine neutralino-nucleon scattering cross-sections, with estimates of their experimental uncertainties.

Higgs v.e.v.s $\tan \beta$ [14]. We illustrate our observations by studies of some specific CMSSM benchmark scenarios [15], and also by surveys along strips in the $(m_{1/2}, m_0)$ plane for $\tan \beta = 10, 50$ along which $\tilde{\tau} - \chi$ coannihilation maintains the relic neutralino density within the range favoured by WMAP and other experiments [16].

We find that the spin-independent cross section may vary by almost an order of magnitude for $48 \text{ MeV} < \Sigma_{\pi N} < 80 \text{ MeV}$, the $\pm 2\text{-}\sigma$ range according to the uncertainties in Table I. This uncertainty is already impacting the interpretations of experimental searches for cold dark matter. Propagating the $\pm 2\text{-}\sigma$ uncertainties in $\Delta_s^{(p)}$, the next most important parameter, we find a variation by a factor ~ 2 in the spin-dependent cross section. Since the spin-independent cross section may now be on the verge of detectability in certain models, and the uncertainty in the cross section is far greater, *we appeal for a greater, dedicated effort to reduce the experimental uncertainty in the π -nucleon σ term $\Sigma_{\pi N}$* . This quantity is not just an object of curiosity for those interested in the structure of the nucleon and non-perturbative strong-interaction effects: it may also be key to understanding new physics beyond the Standard Model.

II. SUPERSYMMETRIC FRAMEWORK

We briefly review in this Section the theoretical framework we use in the context of the MSSM; for more comprehensive reviews, see, *e.g.*, [17, 18]. The neutralino LSP is the lowest-mass eigenstate combination of the Bino \tilde{B} , Wino \tilde{W} and Higgsinos $\tilde{H}_{1,2}$, whose mass matrix N is diagonalized by a matrix Z : $\text{diag}(m_{\chi_{1,\dots,4}}) = Z^* N Z^{-1}$. The composition of the lightest neutralino may be written as

$$\chi = Z_{\chi 1} \tilde{B} + Z_{\chi 2} \tilde{W} + Z_{\chi 3} \tilde{H}_1 + Z_{\chi 4} \tilde{H}_2. \quad (1)$$

As already mentioned, we work here in the context of the CMSSM and assume universality at the supersymmetric GUT scale for the gaugino masses, $m_{1/2}$, as well as for the soft scalar masses, m_0 , and tri-linear terms, A_0 . Our treatment of the sfermion mass matrices M follows [19, 20]. The sfermion mass-squared matrix is diagonalized by a matrix η :

$diag(m_1^2, m_2^2) \equiv \eta M^2 \eta^{-1}$, which can be parameterized for each flavour f by an angle θ_f . We ignore here all possible CP-violating phases. The diagonalization matrix can be written as

$$\begin{pmatrix} \cos \theta_f & \sin \theta_f e^{i\gamma_f} \\ -\sin \theta_f e^{-i\gamma_f} & \cos \theta_f \end{pmatrix} \equiv \begin{pmatrix} \eta_{11} & \eta_{12} \\ \eta_{21} & \eta_{22} \end{pmatrix}. \quad (2)$$

The magnitudes of μ and the pseudoscalar Higgs mass m_A are calculated from the electroweak vacuum conditions using $m_t = 171.4$ GeV, except as noted in Section IV.

The only four-fermi Lagrangian contributions for describing elastic χ -nucleon scattering obtained from the MSSM Lagrangian which are not velocity dependent, and hence relevant for relic dark matter scattering, are [19]:

$$\mathcal{L} = \alpha_{2i} \bar{\chi} \gamma^\mu \gamma^5 \chi \bar{q}_i \gamma_\mu \gamma^5 q_i + \alpha_{3i} \bar{\chi} \chi \bar{q}_i q_i. \quad (3)$$

This Lagrangian is to be summed over the quark generations, and the subscript i labels up-type quarks ($i = 1$) and down-type quarks ($i = 2$). The coefficients are given by:

$$\begin{aligned} \alpha_{2i} = & \frac{1}{4(m_{1i}^2 - m_\chi^2)} [|X_i|^2 + |Y_i|^2] + \frac{1}{4(m_{2i}^2 - m_\chi^2)} [|W_i|^2 + |V_i|^2] \\ & - \frac{g^2}{4m_Z^2 \cos^2 \theta_W} [|Z_{\chi 3}|^2 - |Z_{\chi 4}|^2] \frac{T_{3i}}{2} \end{aligned} \quad (4)$$

and

$$\begin{aligned} \alpha_{3i} = & -\frac{1}{2(m_{1i}^2 - m_\chi^2)} \text{Re} [(X_i) (Y_i)^*] - \frac{1}{2(m_{2i}^2 - m_\chi^2)} \text{Re} [(W_i) (V_i)^*] \\ & - \frac{gm_{q_i}}{4m_W B_i} \left\{ \left(\frac{D_i^2}{m_{H_2}^2} + \frac{C_i^2}{m_{H_1}^2} \right) \text{Re} [\delta_{2i} (gZ_{\chi 2} - g'Z_{\chi 1})] \right. \\ & \left. + D_i C_i \left(\frac{1}{m_{H_2}^2} - \frac{1}{m_{H_1}^2} \right) \text{Re} [\delta_{1i} (gZ_{\chi 2} - g'Z_{\chi 1})] \right\}, \end{aligned} \quad (5)$$

where

$$\begin{aligned} X_i & \equiv \eta_{11}^* \frac{gm_{q_i} Z_{\chi 5-i}^*}{2m_W B_i} - \eta_{12}^* e_i g' Z_{\chi 1}^* \\ Y_i & \equiv \eta_{11}^* \left(\frac{y_i}{2} g' Z_{\chi 1} + g T_{3i} Z_{\chi 2} \right) + \eta_{12}^* \frac{gm_{q_i} Z_{\chi 5-i}^*}{2m_W B_i} \\ W_i & \equiv \eta_{21}^* \frac{gm_{q_i} Z_{\chi 5-i}^*}{2m_W B_i} - \eta_{22}^* e_i g' Z_{\chi 1}^* \\ V_i & \equiv \eta_{21}^* \left(\frac{y_i}{2} g' Z_{\chi 1} + g T_{3i} Z_{\chi 2} \right) + \eta_{22}^* \frac{gm_{q_i} Z_{\chi 5-i}^*}{2m_W B_i}, \end{aligned} \quad (6)$$

where y_i, T_{3i} denote hypercharge and isospin, and

$$\delta_{1i} = Z_{\chi 3}(Z_{\chi 4}), \quad \delta_{2i} = Z_{\chi 4}(-Z_{\chi 3}), \quad (7)$$

$$B_i = \sin \beta (\cos \beta), \quad C_i = \sin \alpha (\cos \alpha), \quad D_i = \cos \alpha (-\sin \alpha) \quad (8)$$

for up (down) type quarks. We denote by $m_{H_2} < m_{H_1}$ the masses of the two neutral scalar Higgs bosons, and α denotes the neutral Higgs boson mixing angle.

III. HADRONIC MATRIX ELEMENTS

The elastic cross section for neutralino scattering off a nucleus can be decomposed into a scalar (spin-independent) part obtained from the α_{3i} term in Eqn. (3), and a spin-dependent part obtained from the α_{2i} term. Each of these can be written in terms of the cross sections for elastic scattering for scattering off individual nucleons, as we now review and re-evaluate.

A. Spin-Independent Term

The scalar, or spin-independent (SI), part of the cross section can be written as ¹

$$\sigma_{\text{SI}} = \frac{4m_r^2}{\pi} [Zf_p + (A - Z)f_n]^2, \quad (9)$$

where m_r is the χ -nuclear reduced mass and

$$\frac{f_N}{m_N} = \sum_{q=u,d,s} f_{T_q}^{(N)} \frac{\alpha_{3q}}{m_q} + \frac{2}{27} f_{TG}^{(N)} \sum_{q=c,b,t} \frac{\alpha_{3q}}{m_q} \quad (10)$$

for $N = p$ or n . The parameters $f_{T_q}^{(N)}$ are defined by

$$m_N f_{T_q}^{(N)} \equiv \langle N | m_q \bar{q}q | N \rangle \equiv m_q B_q^{(N)}, \quad (11)$$

where [22, 23]

$$f_{TG}^{(N)} = 1 - \sum_{q=u,d,s} f_{T_q}^{(N)}. \quad (12)$$

We take the ratios of the light quark masses from [4]:

$$\frac{m_u}{m_d} = 0.553 \pm 0.043, \quad \frac{m_s}{m_d} = 18.9 \pm 0.8. \quad (13)$$

We take the other quark masses from [5], except for the top mass, which is taken from the combined CDF and D0 result [6]. These masses, as well as other experimental quantities that will arise in the calculation of the hadronic matrix elements, appear in Table I.

Following [24], we introduce the quantity:

$$z \equiv \frac{B_u^{(p)} - B_s^{(p)}}{B_d^{(p)} - B_s^{(p)}} = 1.49, \quad (14)$$

which has an experimental error that is negligible compared with others discussed below, and the strange scalar density

$$y \equiv \frac{2B_s^{(N)}}{B_u^{(N)} + B_d^{(N)}}. \quad (15)$$

¹ This expression is valid in the zero-momentum-transfer limit. For non-zero momentum exchange, the expression must include a form factor due to the finite size of the nucleus. See, for example, Ref. [21].

In terms of these, one may write

$$\frac{B_d^{(p)}}{B_u^{(p)}} = \frac{2 + ((z-1) \times y)}{2 \times z - ((z-1) \times y)}. \quad (16)$$

Proton and neutron scalar matrix elements are related by an interchange of B_u and B_d , i.e.,

$$B_u^{(n)} = B_d^{(p)}, \quad B_d^{(n)} = B_u^{(p)}, \quad \text{and} \quad B_s^{(n)} = B_s^{(p)}. \quad (17)$$

The π -nucleon sigma term, $\Sigma_{\pi N}$, may be written as

$$\Sigma_{\pi N} \equiv \frac{1}{2}(m_u + m_d) \times (B_u^{(N)} + B_d^{(N)}), \quad (18)$$

and the coefficients f_{T_q} may be written in the forms:

$$f_{T_u} = \frac{m_u B_u}{m_N} = \frac{2\Sigma_{\pi N}}{m_N(1 + \frac{m_d}{m_u})(1 + \frac{B_d}{B_u})}, \quad (19)$$

$$f_{T_d} = \frac{m_d B_d}{m_N} = \frac{2\Sigma_{\pi N}}{m_N(1 + \frac{m_u}{m_d})(1 + \frac{B_u}{B_d})}, \quad (20)$$

$$f_{T_s} = \frac{m_s B_s}{m_N} = \frac{(\frac{m_s}{m_d})\Sigma_{\pi N} y}{m_N(1 + \frac{m_u}{m_d})}; \quad (21)$$

where we have dropped the (N) superscript from f_{T_q} and B_q .

The effect of the uncertainties in the f_{T_q} were considered in [25, 26] and we were motivated to reconsider [9] the value of y by recent re-evaluations of the π -nucleon sigma term $\Sigma_{\pi N}$, which is related to the strange scalar density in the nucleon by

$$y = 1 - \sigma_0/\Sigma_{\pi N}. \quad (22)$$

The value for σ_0 given in Table I is estimated on the basis of octet baryon mass differences to be $\sigma_0 = 36 \pm 7$ MeV [7, 27, 28, 29]. Recent determinations of $\Sigma_{\pi N}$ have found the following values at the Cheng-Dashen point $t = +2m_\pi^2$ [8]:

$$\Sigma_{CD} = (88 \pm 15, 71 \pm 9, 79 \pm 7, 85 \pm 5) \text{ MeV}. \quad (23)$$

These should be corrected by an amount $-\Delta_R - \Delta_\sigma \simeq -15$ MeV to obtain $\Sigma_{\pi N}$. Assuming for definiteness the value $\Sigma_{CD} = 79 \pm 7$ MeV, one finds

$$\Sigma_{\pi N} = (64 \pm 8) \text{ MeV}. \quad (24)$$

This is the range generally considered in this paper, though one could even argue for a larger uncertainty, and we also discuss the implications if $\Sigma_{\pi N} = \sigma_0$, i.e., $y = 0$.

B. Spin-Dependent Term

The spin-dependent (SD) part of the elastic χ -nucleus cross section can be written as ²

$$\sigma_{SD} = \frac{32}{\pi} G_F^2 m_r^2 \Lambda^2 J(J+1), \quad (25)$$

² As with the SI cross section, this expression applies in the zero momentum transfer limit and requires an additional form factor for finite momentum transfer. This form factor may have a small but non-zero dependence on a_p and a_n .

where m_r is again the reduced neutralino mass, J is the spin of the nucleus,

$$\Lambda \equiv \frac{1}{J} (a_p \langle S_p \rangle + a_n \langle S_n \rangle) , \quad (26)$$

and

$$a_p = \sum_q \frac{\alpha_{2q}}{\sqrt{2}G_f} \Delta_q^{(p)}, \quad a_n = \sum_i \frac{\alpha_{2q}}{\sqrt{2}G_f} \Delta_q^{(n)} . \quad (27)$$

The factors $\Delta_q^{(N)}$ parametrize the quark spin content of the nucleon and are only significant for the light (u,d,s) quarks. A combination of experimental and theoretical results tightly constrain the linear combinations [5]

$$a_3^{(p)} \equiv \Delta_u^{(p)} - \Delta_d^{(p)} = 1.2695 \pm 0.0029 \quad (28)$$

and [10, 11]

$$a_8^{(p)} \equiv \Delta_u^{(p)} + \Delta_d^{(p)} - 2\Delta_s^{(p)} = 0.585 \pm 0.025. \quad (29)$$

However, the individual $\Delta_q^{(N)}$ are relatively poorly constrained; using the recent COMPASS result [12],

$$\Delta_s^{(p)} = -0.09 \pm 0.01 \text{ (stat.)} \pm 0.02 \text{ (syst.)} \approx -0.09 \pm 0.03 , \quad (30)$$

where we have conservatively combined the statistical and systematic uncertainties, we may express $\Delta_{u,d}^{(N)}$ as follows in terms of known quantities:

$$\Delta_u^{(p)} = \frac{1}{2} (a_8^{(p)} + a_3^{(p)}) + \Delta_s^{(p)} = 0.84 \pm 0.03 , \quad (31)$$

$$\Delta_d^{(p)} = \frac{1}{2} (a_8^{(p)} - a_3^{(p)}) + \Delta_s^{(p)} = -0.43 \pm 0.03 . \quad (32)$$

The above two uncertainties and that of $\Delta_s^{(p)}$, however, are correlated and we shall instead use the independent quantities $a_3^{(p)}$ and $a_8^{(p)}$ when appropriate. These values differ by approximately 2σ from those used in [25] and we will explore the impact of this change on the magnitude and ratios of the spin-dependent cross sections. The proton and neutron scalar matrix elements are related by an interchange of Δ_u and Δ_d , or

$$\Delta_u^{(n)} = \Delta_d^{(p)} , \quad \Delta_d^{(n)} = \Delta_u^{(p)} , \quad \text{and} \quad \Delta_s^{(n)} = \Delta_s^{(p)} . \quad (33)$$

IV. SCATTERING CROSS SECTIONS, RATIOS AND UNCERTAINTIES

Direct and some indirect dark matter detection techniques involve the scattering of a WIMP off a nucleus. Direct detection experiments, such as CDMS [30, 31], XENON10 [32, 33], ZEPLIN-II [34, 35], and KIMS [36] aim to detect dark matter via scattering of relic neutralinos off nuclei inside the detectors [37]. Indirect detection experiments such as Super-Kamiokande [38] and AMANDA/IceCube [39], on the other hand, search for high-energy neutrinos produced in WIMP annihilations at the center of the Sun [40] or Earth [41]. The annihilations are the result of WIMPs accumulating at the centers of these massive bodies due to galactic WIMPs scattering off nuclei in these bodies and losing enough energy

to become gravitationally bound. Subsequent scatters then cause the WIMPs to fall to the cores, where the local density is enhanced. Other indirect detection methods search for WIMPs that annihilate in the Galactic Halo or near the Galactic Center, where they produce neutrinos, positrons, or antiprotons that may be seen in detectors on the Earth [42, 43]. However, such annihilations do not involve scattering off nuclei, and will not be discussed here.

The rate of such scattering events and the relative sensitivities of different experiments are dependent upon the four χ -nucleon scattering cross-sections (spin-independent (SI) and spin-dependent (SD) cross-sections for each of the proton and neutron). The interpretation of any positive signal in such an experiment requires an understanding of the precision that such a signal can be correlated with underlying parameters within a given theoretical framework (*e.g.*, m_0 , $m_{1/2}$, and $\tan\beta$ in the CMSSM).

Direct and indirect detection signals are inherently proportional to $\rho_0\sigma_{\chi N}$, rather than ρ_0 or $\sigma_{\chi N}$ independently, where ρ_0 is the local density of dark matter (assumed here to be dominated by relic neutralinos) and $\sigma_{\chi N}$ is any of the four χ -nucleon cross sections. Since the local dark matter density has not been directly measured, it is typically inferred from galactic dynamics and N -body simulations. By convention, experimental results are often presented for a neutralino density of 0.3 GeV/cm^3 , with the implicit understanding that the following significant uncertainties exist in this value. In the case of a smooth distribution of galactic dark matter, ρ_0 is estimated to be $0.2\text{-}0.4 \text{ GeV/cm}^3$ [44, 45] for a spherical halo, but it may be somewhat higher, up to 0.7 GeV/cm^3 [46, 47], for an elliptical halo; see Ref. [45] for a discussion of the difficulties in determining this value. Models of the galaxy based upon hierarchical formation [48], which do not assume a strictly smooth distribution of dark matter as do the above estimates, suggest that the local density may be as low as 0.04 GeV/cm^3 , but that 0.2 GeV/cm^3 is a more reasonable lower limit. With this hierarchical formation, the halo may contain substructure such as clumps [49, 50] or tidal streams from galaxy mergers [51] that can increase the dark matter density. An analysis of the Sagittarius dwarf galaxy, whose leading tidal tail passes through the galactic disk somewhere near our location, estimates it may contribute an additional $0.001\text{-}0.07 \text{ GeV/cm}^3$ to the local dark matter density [52]. Without detailed knowledge of the size and prevalence of all such substructure (particularly, the *locally* present substructure), it is difficult to place upper limits on the local dark matter density; however, an increase by greater than a factor of a few over the above estimates are unlikely [48]. On the other hand, one should in principle allow for the possibility that there may be some additional source of cold dark matter, such as axions, in which case the neutralino density would be less than ρ_0 , though we do not consider this possibility here. Without a precise determination of ρ_0 , it is difficult to place precise limits on the χ -nucleon cross sections from direct detection experiments. However, the *ratios* of cross-sections may be unambiguously determined, so we focus on these ratios in the following.

We take the fiducial values of the experimental quantities to be those obtained using the central values of the parameters in Table I. For illustration, cross-sections and their ratios are given in Table II for a few benchmark models which are essentially the well-studied benchmark models C, L, and M [15]. All of the benchmark models lead to relic densities within the WMAP preferred range of $\Omega h^2 = 0.088 - 0.120$ [53], and satisfy most phenomenological constraints³. Points C and L are points along the coannihilation strip

³ The exception being a possible failure to account for the discrepancy between the theoretical and experi-

(at low $\tan\beta = 10$ and high $\tan\beta = 50$, respectively) where the masses of the neutralino and stau are nearly degenerate. Point M is in the funnel region where the mass of the neutralino is roughly half that of the Higgs pseudoscalar. Figure 1 shows the cross sections along the WMAP-allowed strips of the $(m_{1/2}, m_0)$ planes for $\tan\beta = 10$ and 50 [1, 16, 56]. For $\tan\beta = 10$, this is the coannihilation strip and includes point C, whereas for $\tan\beta = 50$, the strip is formed by coannihilations at low $m_{1/2}$, turning into the rapid annihilation funnel at larger $m_{1/2}$. This strip includes points L and M.

Current experimental upper limits on cross sections are also given in Figure 1. All these limits assume a local neutralino density of 0.3 GeV/cm^3 , and should be rescaled by $(0.3 \text{ GeV/cm}^3)/\rho_0$ for other values of ρ_0 . We display the SI limits given by CDMS [30] and XENON10 [32] under the reasonable CMSSM assumption that $\sigma_{\chi p, \text{SI}} \approx \sigma_{\chi n, \text{SI}}$; relaxing that assumption would weaken the given limits by at most a factor of ~ 5 . The same assumption cannot be made for the SD cross-sections, and experiments typically constrain only one of $\sigma_{\chi p, \text{SD}}$ or $\sigma_{\chi n, \text{SD}}$, not both. The direct detection experiment KIMS [36] provides a limit for $\sigma_{\chi p, \text{SD}}$, while CDMS [31] and XENON10 [33] (taken from [57]) constrain $\sigma_{\chi n, \text{SD}}$. Since the Sun is primarily composed of hydrogen, the capture rate of neutralinos is particularly sensitive to $\sigma_{\chi p, \text{SD}}$; thus, indirect detection experiments are able to constrain this cross-section. The large mass of the Sun and the large size of the detector allows Super-Kamiokande [38] to provide a significantly better limit on $\sigma_{\chi p, \text{SD}}$ than the direct detection experiments. It is apparent from Figure 1 that experiments are beginning to probe the CMSSM parameter space through SI scattering, particularly at large $\tan\beta$, but are not yet sensitive enough to detect SD scattering.

From our analysis of the benchmark models and along the WMAP strip, several general features of the χ -nucleon cross sections are apparent for any given CMSSM model. The SI cross sections for χ -proton ($\sigma_{\chi p, \text{SI}}$) and χ -neutron ($\sigma_{\chi n, \text{SI}}$) scattering are typically very close, within $\sim 5\%$ of each other; close enough that they are virtually indistinguishable in Figure 1. Likewise, the spin-dependent χ -proton ($\sigma_{\chi p, \text{SD}}$) and χ -neutron ($\sigma_{\chi n, \text{SD}}$) scattering cross sections are similar, differing by at most a factor of 2 or 3. In general, the SD χ -nucleon cross section is much larger than the SI one, by $\mathcal{O}(10^2 - 10^3)$ or more. However, we recall that the SI cross section for scattering off a nucleus, Eqn. (9), contains a factor of the number of nucleons squared, whereas the SD cross section, Eqn. (25), is proportional to the square of the spin, which does not grow with increasing nuclear mass. Consequently, heavy elements such as Ge and Xe are actually more sensitive to SI couplings than to SD couplings.

A. Confidence Intervals

To determine the level of uncertainty in the cross sections and ratios obtained for a given model, we generate confidence intervals about the central values of the resulting cross section and ratio distributions by Monte Carlo sampling over the parameters in Table I, assuming independent Gaussian errors⁴. Results are given in Table II for benchmark models C, L,

mental results for anomalous magnetic moment of the muon [54, 55]. Points C and L are consistent with $(g-2)_\mu$, whilst the contribution from point M is too small.

⁴ The distributions for the cross sections generated by the Monte Carlo are not even approximately Gaussian or symmetric as is evidenced by the curvature seen in Figure 2. Hence, confidence intervals are used instead

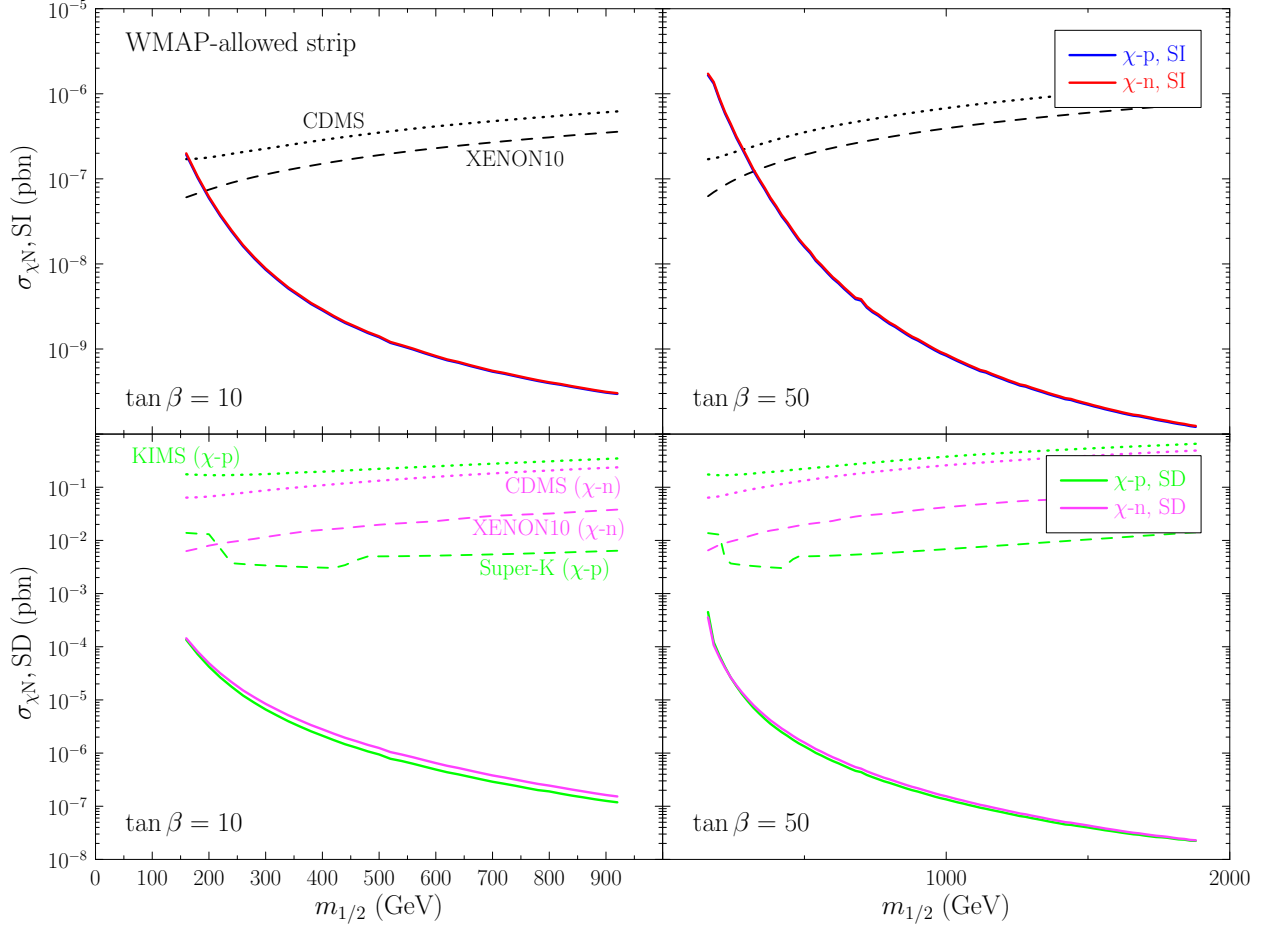


FIG. 1: The neutralino-nucleon scattering cross sections along the WMAP-allowed coannihilation strip for $\tan\beta = 10$ (left panels) and coannihilation/funnel strip for $\tan\beta = 50$ (right panels) using the parameters in Table I. CMSSM predictions for the spin-independent (SI) cross sections are shown in the upper panels ($\sigma_{\chi p, SI}$ in solid/blue, $\sigma_{\chi n, SI}$ in solid/red), along with experimental constraints from CDMS (dotted/black) and XENON10 (dashed/black), where the constraints apply to either SI cross section under the reasonable MSSM assumption $\sigma_{\chi p, SI} \approx \sigma_{\chi n, SI}$. Note that $\sigma_{\chi p, SI}$ and $\sigma_{\chi n, SI}$ are nearly indistinguishable at the scale used for these plots. The lower panels show CMSSM predictions for the spin-dependent (SD) cross-sections ($\sigma_{\chi p, SD}$ in solid/green, $\sigma_{\chi n, SD}$ in solid/magenta). Experimental constraints for $\sigma_{\chi p, SD}$ are shown for KIMS (dotted/green) and Super-Kamiokande (dashed/green), while constraints for $\sigma_{\chi n, SD}$ are given by CDMS (dotted/magenta) and XENON10 (dashed/magenta). Limits are based upon a local neutralino density of 0.3 GeV/cm^3 .

and M at confidence levels (C.L.) of 68.3% and 95.4%. These confidence intervals take into account only hadronic uncertainties, not any uncertainties arising within the supersymmetric models themselves. We recall, in particular, that the estimates for the α_{2q} and α_{3q} coefficients of the effective Lagrangian in Eqn. (3) contain uncertainties that may only be reduced by calculating radiative corrections to the effective scattering operators, work that is beyond

of the averages and standard deviations of the generated distributions.

Model	C	L	M
$m_{1/2}$ (GeV)	400	460	1840
m_0 (GeV)	90	310	1400
$\tan \beta$	10	50	50
A_0	0	0	0
$\text{sign}(\mu)$	+	+	+
m_χ (GeV)	165	193	830
$\sigma_{\chi_{\text{P}},\text{SI}}$ (pb)	2.85×10^{-9}	2.36×10^{-8}	1.28×10^{-10}
68.3% C.L.	$(1.65 - 4.47) \times 10^{-9}$	$(1.23 - 3.95) \times 10^{-8}$	$(0.76 - 1.98) \times 10^{-10}$
95.4% C.L.	$(0.81 - 6.46) \times 10^{-9}$	$(0.49 - 5.98) \times 10^{-8}$	$(0.39 - 2.83) \times 10^{-10}$
$\sigma_{\chi_{\text{N}},\text{SI}}$ (pb)	2.93×10^{-9}	2.46×10^{-8}	1.32×10^{-10}
68.3% C.L.	$(1.72 - 4.56) \times 10^{-9}$	$(1.31 - 4.07) \times 10^{-8}$	$(0.79 - 2.02) \times 10^{-10}$
95.4% C.L.	$(0.86 - 6.58) \times 10^{-9}$	$(0.55 - 6.10) \times 10^{-8}$	$(0.41 - 2.87) \times 10^{-10}$
$\sigma_{\chi_{\text{P}},\text{SD}}$ (pb)	2.19×10^{-6}	1.82×10^{-6}	2.40×10^{-8}
68.3% C.L.	$(1.91 - 2.49) \times 10^{-6}$	$(1.62 - 2.04) \times 10^{-6}$	$(2.19 - 2.63) \times 10^{-8}$
95.4% C.L.	$(1.64 - 2.81) \times 10^{-6}$	$(1.43 - 2.26) \times 10^{-6}$	$(1.98 - 2.86) \times 10^{-8}$
$\sigma_{\chi_{\text{N}},\text{SD}}$ (pb)	2.81×10^{-6}	2.10×10^{-6}	2.45×10^{-8}
68.3% C.L.	$(2.49 - 3.14) \times 10^{-6}$	$(1.89 - 2.33) \times 10^{-6}$	$(2.23 - 2.67) \times 10^{-8}$
95.4% C.L.	$(2.18 - 3.51) \times 10^{-6}$	$(1.68 - 2.57) \times 10^{-6}$	$(2.03 - 2.91) \times 10^{-8}$
$\sigma_{\chi_{\text{N}},\text{SI}}/\sigma_{\chi_{\text{P}},\text{SI}}$	1.029	1.042	1.026
68.3% C.L.	1.020 - 1.042	1.028 - 1.065	1.018 - 1.037
95.4% C.L.	1.015 - 1.066	1.020 - 1.114	1.013 - 1.056
$\sigma_{\chi_{\text{N}},\text{SD}}/\sigma_{\chi_{\text{P}},\text{SD}}$	1.28	1.15	1.02
68.3% C.L.	1.00 - 1.65	0.93 - 1.44	0.85 - 1.22
95.4% C.L.	0.78 - 2.14	0.75 - 1.80	0.71 - 1.46
$\sigma_{\chi_{\text{P}},\text{SD}}/\sigma_{\chi_{\text{P}},\text{SI}}$	770	77	187
68.3% C.L.	480 - 1350	46 - 151	121 - 319
95.4% C.L.	320 - 2730	30 - 373	83 - 616
$\sigma_{\chi_{\text{N}},\text{SD}}/\sigma_{\chi_{\text{N}},\text{SI}}$	960	86	186
68.3% C.L.	610 - 1660	51 - 163	120 - 313
95.4% C.L.	410 - 3370	33 - 392	83 - 601

TABLE II: Neutralino-nucleon scattering cross sections and ratios for benchmark models C, L, and M. Confidence intervals are given for confidence levels (C.L.) of 68.3% and 95.4%, using the hadronic parameter uncertainties in Table I.

the scope of this paper. These confidence intervals take into account only the explicit dependence of m_t in Eqns. (4), (5), & (10), but not in MSSM terms such as θ_t , m_A , and $|\mu|$, which are calculated using the central value of 171.4 GeV. The confidence intervals are not significantly affected by this incomplete treatment of the top quark mass uncertainty, apart from a slight underestimate of the $\sigma_{\chi_{\text{N}},\text{SD}}$ interval widths; we shall address below the full MSSM dependence on the top quark mass.

As indicated by the benchmark models, the hadronic uncertainties induce significant

	$\sigma_{\chi_{\text{P}},\text{SI}}$ (pb)	$\sigma_{\chi_{\text{P}},\text{SD}}$ (pb)	$\sigma_{\chi_{\text{n}},\text{SI}}/\sigma_{\chi_{\text{P}},\text{SI}}$	$\sigma_{\chi_{\text{n}},\text{SD}}/\sigma_{\chi_{\text{P}},\text{SD}}$
fiducial value	2.85×10^{-9}	2.19×10^{-6}	1.029	1.28
$m_{\text{u}}/m_{\text{d}}$	$\pm 3.5\%$	~ 0 . ^a	$\pm 0.08\%$	~ 0 .
m_{d}	~ 0 .	~ 0 .	~ 0 .	~ 0 .
$m_{\text{s}}/m_{\text{d}}$	$\pm 5.2\%$	~ 0 .	$\pm 0.07\%$	~ 0 .
m_{c}	~ 0 .	~ 0 .	~ 0 .	~ 0 .
m_{b}	$\pm 0.1\%$	$\pm 0.04\%$	~ 0 .	$\pm 0.01\%$
m_{t}	$\pm 9\%$	$\pm 9\%$	$\pm 0.005\%$	$\pm 2\%$
σ_0	+34% -27%	–	+1.2% -0.7%	–
$\Sigma_{\pi N}$	+45% -32%	–	+0.7% -0.4%	–
$a_3^{(\text{p})}$	–	$\pm 0.5\%$	–	$\pm 0.06\%$
$a_8^{(\text{p})}$	–	$\pm 2.2\%$	–	$\pm 4.2\%$
$\Delta_{\text{s}}^{(\text{p})}$	–	+14% -12%	–	+30% -21%

^aEntries listed as ~ 0 . have a relative variation less than 10^{-5} that of the fiducial value.

TABLE III: Relative uncertainties in $\sigma_{\chi_{\text{P}},\text{SI}}$, $\sigma_{\chi_{\text{P}},\text{SD}}$, $\sigma_{\chi_{\text{n}},\text{SI}}/\sigma_{\chi_{\text{P}},\text{SI}}$, and $\sigma_{\chi_{\text{n}},\text{SD}}/\sigma_{\chi_{\text{P}},\text{SD}}$ for Model C due to each of the parameters in Table I. The quoted uncertainties correspond to 68.3% C.L. confidence intervals relative to the fiducial values. Uncertainties in $\sigma_{\chi_{\text{n}},\text{SI}}$ and $\sigma_{\chi_{\text{n}},\text{SD}}$ (not shown) are comparable to those in $\sigma_{\chi_{\text{P}},\text{SI}}$ and $\sigma_{\chi_{\text{P}},\text{SD}}$, respectively. Due to the non-linear dependence of the cross sections on some of the parameters over the ranges of interest, some confidence intervals are not symmetric about the fiducial values.

uncertainties in the cross sections. At the 68.3% C.L., the SI cross sections vary by ~ 3 ; at the 95.4% C.L., they vary by an order of magnitude. Such a variation is larger than might naïvely be expected given the much smaller relative uncertainties of the parameters listed in Table I, the largest of which is m_{d} at 5 ± 2 MeV⁵. Clearly, such a large uncertainty in the cross sections would make it difficult to narrow down CMSSM parameters on the basis of any single experimental signal.

Whilst the two SI cross sections can vary greatly, their ratio does not: in our Monte Carlo analysis, $\sigma_{\chi_{\text{n}},\text{SI}}/\sigma_{\chi_{\text{P}},\text{SI}}$ varies by only a few percent. It is worth noting, however, that in some models (*e.g.* model L), $\sigma_{\chi_{\text{n}},\text{SI}}$ may exceed $\sigma_{\chi_{\text{P}},\text{SI}}$ by more than 10% at the 95.4% C.L., a difference that may be of experimental interest. In addition, even at the 95.4% C.L., $\sigma_{\chi_{\text{n}},\text{SI}}$ is always larger than $\sigma_{\chi_{\text{P}},\text{SI}}$.

The variations in the two SD cross sections are not so large: $\sim 20\%$ and $\sim 40\%$ at the 68.3% and 95.4% C.L.'s, respectively. The ratio of the two cross sections, however, has a larger variation, typically by a factor of 2 or 3, due to an anti-correlation in the variations of the two cross sections that we discuss below.

To demonstrate the contributions of individual parameters to the cross-section uncertainties, we have determined 68.3% C.L. confidence intervals for variations in the parameters treated singly, with the remaining parameters fixed at their central values, as presented in

⁵ We show below that, whilst having the largest relative uncertainty, m_{d} makes a negligible contribution to the uncertainties in the cross sections.

Table III for benchmark model C. The intervals are given as variations relative to the fiducial values. For several parameters, notably σ_0 , $\Sigma_{\pi N}$, and $\Delta_s^{(p)}$, the variations in the cross sections are non-linear with respect to the parameters over the values of interest, resulting in confidence intervals that are not symmetric about the fiducial values. The variations due to the top mass here include the dependence of MSSM parameters such as θ_t , A_0 , and $|\mu|$ on m_t , which was neglected in the full confidence intervals of Table II.

It is clear that from Table III that the uncertainties in the quark masses and their ratios, apart from the top mass, make almost negligible contributions to the cross-section uncertainties. The SI cross-section uncertainties are dominated by contributions from σ_0 and $\Sigma_{\pi N}$, and the SD cross-section uncertainties mainly arise from uncertainties in $\Delta_s^{(p)}$. We examine these in the following sections.

B. Quark Masses and Mass Ratios

The most significant quark mass dependence of the χ -nucleon scattering cross sections is that on the top-quark mass, which induces uncertainties of $\sim 10\%$ in all four $\sigma_{\chi N}$. These uncertainties arise not from the appearance of m_t in Eqns. (4), (5), & (10) (hereafter referred to as the explicit m_t dependence), but in the calculations of CMSSM parameters, *e.g.*, m_A and $|\mu|$. However, variations in m_t rescale all four cross-sections in the same manner, so that ratios of the cross-sections are essentially independent of m_t . The precision of the top mass measurement will continue to improve once the LHC begins taking data, with a 1 GeV uncertainty a possibility in as little as one year of low-luminosity running [58]. Thus, we can expect the m_t -induced uncertainties in $\sigma_{\chi N}$ to fall from $\sim 10\%$ to $\sim 5\%$ or lower within a few years, well below uncertainties induced by other parameters.

The SI cross sections are sensitive to the ratios of the light quark masses m_u/m_d and m_s/m_d , more than to the overall scale of the light quark masses, which is fixed by the relatively poorly constrained value of m_d . In the CMSSM, $\theta_f \approx 0$ for the light quarks (u, d, s) and the charm quark (c), so that η in Eqn. (2) is nearly diagonal. For diagonal η , α_{3q} is proportional to m_q , and hence α_{3q}/m_q in Eqn. (10) is independent of the quark mass. Any dependence on the light quark masses must come through the $f_{Tq}^{(p,n)}$ terms. However, by Eqns. (19)-(21), those terms depend only on mass ratios. Since there is no dependence on m_d (for fixed mass ratios), its relatively large uncertainty does not translate into any significant uncertainties in the SI cross sections.

Whilst the mass ratios induce uncertainties of a few % in the cross-sections, the induced uncertainties in the ratio $\sigma_{\chi n, \text{SI}}/\sigma_{\chi p, \text{SI}}$ are only $\sim 0.1\%$. This is a consequence of the fact that the predominant contribution to Eqn. (10) comes from the strange-quark term $f_{Ts}^{(p,n)}\alpha_{3s}/m_s$, which is common to both f_p and f_n . Thus, variations in the the quark mass ratios induce, via Eqn. (21), comparable (and correlated) variations in both $\sigma_{\chi p, \text{SI}}$ and $\sigma_{\chi n, \text{SI}}$, resulting in only small variations in the ratio of those two cross sections.

The η matrices for the bottom and top quarks, unlike the lighter quarks, are not approximately diagonal, so that α_{3q}/m_q does have a quark mass dependence. However, the precisions to which these quark masses are known lead to only small uncertainties ($< 0.1\%$) in the SI cross-sections (here, we refer only to the explicit m_t dependence in these terms, not to the MSSM parameter dependence discussed previously).

The only quark mass dependence of the SD cross sections in Eqn. (27) comes from the light quark masses in α_{2q} ($q = u, d, s$). However, mass-dependent terms are suppressed by

Model	C	L	M
$\Sigma_{\pi N} = 36$ MeV:			
$\sigma_{\chi p, \text{SI}}$ (pb)	3.40×10^{-10}	1.38×10^{-9}	1.78×10^{-11}
$\sigma_{\chi n, \text{SI}}$ (pb)	3.67×10^{-10}	1.61×10^{-9}	1.89×10^{-11}
$\sigma_{\chi n, \text{SI}}/\sigma_{\chi p, \text{SI}}$	1.080	1.170	1.065
$\Sigma_{\pi N} = 45$ MeV:			
$\sigma_{\chi p, \text{SI}}$ (pb)	8.80×10^{-10}	5.55×10^{-9}	4.23×10^{-11}
$\sigma_{\chi n, \text{SI}}$ (pb)	9.24×10^{-10}	6.02×10^{-9}	4.41×10^{-11}
$\sigma_{\chi n, \text{SI}}/\sigma_{\chi p, \text{SI}}$	1.050	1.085	1.043
$\Sigma_{\pi N} = 56$ MeV:			
$\sigma_{\chi p, \text{SI}}$ (pb)	1.88×10^{-9}	1.45×10^{-8}	8.64×10^{-11}
$\sigma_{\chi n, \text{SI}}$ (pb)	1.95×10^{-9}	1.52×10^{-8}	8.91×10^{-11}
$\sigma_{\chi n, \text{SI}}/\sigma_{\chi p, \text{SI}}$	1.035	1.053	1.031
$\Sigma_{\pi N} = 64$ MeV:			
$\sigma_{\chi p, \text{SI}}$ (pb)	2.85×10^{-9}	2.36×10^{-8}	1.28×10^{-10}
$\sigma_{\chi n, \text{SI}}$ (pb)	2.93×10^{-9}	2.46×10^{-8}	1.32×10^{-10}
$\sigma_{\chi n, \text{SI}}/\sigma_{\chi p, \text{SI}}$	1.029	1.042	1.026
$\Sigma_{\pi N} = 72$ MeV:			
$\sigma_{\chi p, \text{SI}}$ (pb)	4.01×10^{-9}	3.49×10^{-8}	1.78×10^{-10}
$\sigma_{\chi n, \text{SI}}$ (pb)	4.11×10^{-9}	3.61×10^{-8}	1.82×10^{-10}
$\sigma_{\chi n, \text{SI}}/\sigma_{\chi p, \text{SI}}$	1.025	1.035	1.022
$\Sigma_{\pi N} = 84$ MeV:			
$\sigma_{\chi p, \text{SI}}$ (pb)	6.13×10^{-9}	5.61×10^{-8}	2.69×10^{-10}
$\sigma_{\chi n, \text{SI}}$ (pb)	6.26×10^{-9}	5.76×10^{-8}	2.74×10^{-10}
$\sigma_{\chi n, \text{SI}}/\sigma_{\chi p, \text{SI}}$	1.021	1.028	1.019

TABLE IV: Spin-independent neutralino-nucleon scattering cross sections in the benchmark models for several values of $\Sigma_{\pi N}$.

a factor of $\mathcal{O}(m_q/m_W)$ ($\mathcal{O}(m_q^2/m_W^2)$ for diagonal η matrices) relative to mass-independent terms arising from the X_i , Y_i , W_i , and V_i factors given by Eqn. (6). Thus, the SD cross sections are nearly independent of the quark masses.

C. Spin-Independent Parameters and Cross Sections

The greatest impediment to an accurate determination of the SI cross sections for any given MSSM model comes from the $\Sigma_{\pi N}$ and σ_0 parameters. As shown for benchmark model C in Table III, each of these two parameters induces uncertainties of $\sim 30\%$ or more in $\sigma_{\chi p, \text{SI}}$ at the 68.3% C.L.; $\sigma_{\chi n, \text{SI}}$ (not shown) has similar induced uncertainties. The large confidence intervals for the SI cross sections in Table II are almost entirely due to the uncertainties in these two parameters.

We focus the discussion here mainly on $\Sigma_{\pi N}$ rather than σ_0 as the $\Sigma_{\pi N} = 64 \pm 8$ MeV result is significantly larger than previous estimates for that parameter. Indeed the range of

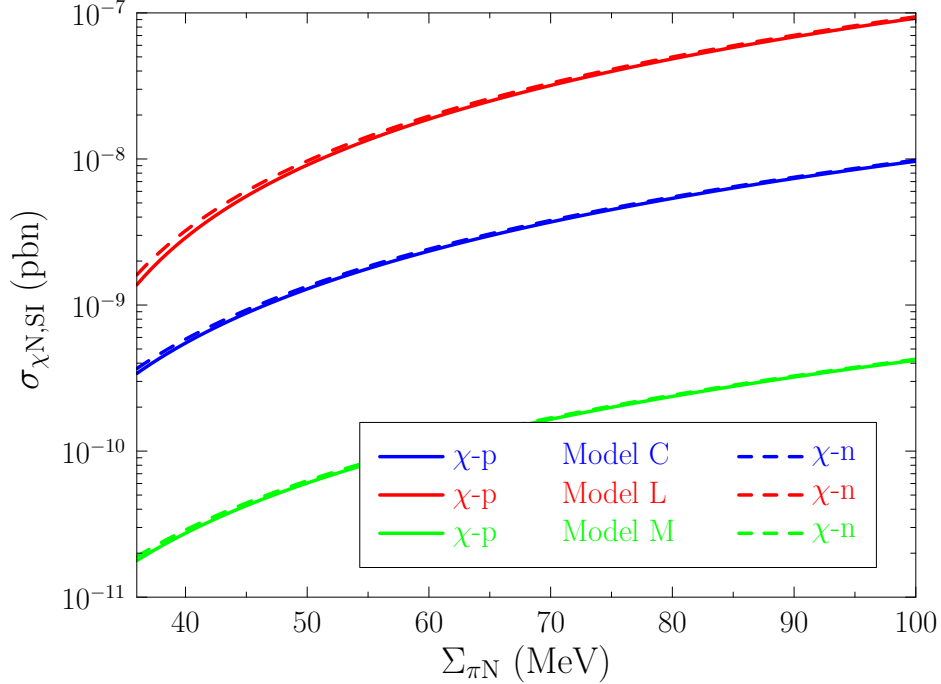


FIG. 2: The spin-independent neutralino-nucleon scattering cross section as a function of $\Sigma_{\pi N}$ for benchmark models C, L, and M. Note that $\sigma_{\chi p, SI}$ and $\sigma_{\chi n, SI}$ are nearly indistinguishable at the scale used in this plot.

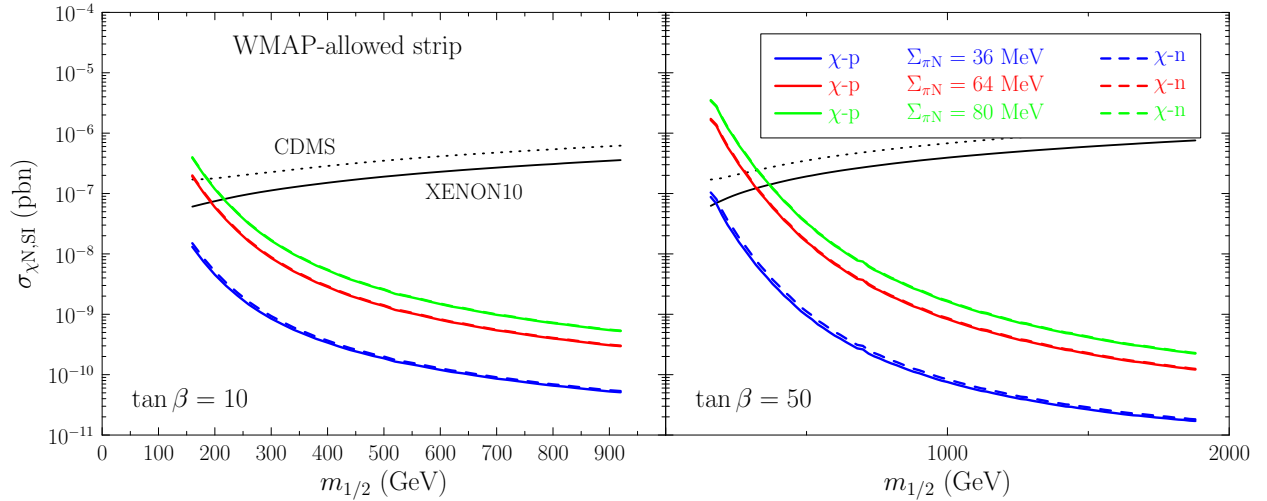


FIG. 3: The spin-independent neutralino-nucleon scattering cross section ratio along the WMAP-allowed strips for $\tan \beta = 10$ (left panel) and $\tan \beta = 50$ (right panel) for several values of $\Sigma_{\pi N}$. Experimental constraints from CDMS and XENON10 are also shown.

estimates of the central value for $\Sigma_{\pi N}$ is far greater than the typically quoted uncertainty. In view of this, we also include below some results for lower values of $\Sigma_{\pi N}$.

In Figure 2, we show the $\Sigma_{\pi N}$ dependence of $\sigma_{\chi N, SI}$ for the benchmark models, and Table IV gives the $\sigma_{\chi N, SI}$ values for those models for selected values of $\Sigma_{\pi N}$. All the other parameters are set at their fiducial values (Table I). From the minimal value for $\Sigma_{\pi N}$ ($\sigma_0 =$

36 MeV) to the 2- σ upper bound (80 MeV), $\sigma_{\chi N, \text{SI}}$ varies by more than a factor of 10 (as much as a factor of 35 for model L). At these benchmarks and in other models of interest, for larger values of $\Sigma_{\pi N}$ ($\Sigma_{\pi N} \not\sim \sigma_0$), the majority of the contribution to f_p in Eqn. (10) comes from the strange quark term, with $f_{T_s}^{(p)} \propto y \propto \Sigma_{\pi N} - \sigma_0$, so that $\sigma_{\chi p, \text{SI}} \sim (\Sigma_{\pi N} - \sigma_0)^2$. Thus, the SI cross sections are particularly sensitive not just to $\Sigma_{\pi N}$ and σ_0 , but to their difference. For smaller values of $\Sigma_{\pi N}$ ($\Sigma_{\pi N} \sim \sigma_0$), the strange contribution no longer dominates, but a strong dependence of $\sigma_{\chi N, \text{SI}}$ on $\Sigma_{\pi N}$ does remain.

In Figure 3, the SI cross sections are shown along the WMAP allowed coannihilation strip for $\tan\beta = 10$ and coannihilation/funnel strip for $\tan\beta = 50$ for the $\Sigma_{\pi N}$ reference values of 36 MeV (no strange scalar contribution), 64 MeV (central value), and 80 MeV (2- σ upper bound); CDMS and XENON10 limits are also given. As with the benchmark models, a factor of ~ 10 variation occurs in $\sigma_{\chi N, \text{SI}}$ over these $\Sigma_{\pi N}$ reference values for any given model along the WMAP strip.

Such large variations present difficulties in using any upper limit or possible future precision measurement of $\sigma_{\chi N, \text{SI}}$ from a direct detection signal to constrain the CMSSM parameters. The present CDMS and XENON10 upper limits have (almost) no impact on the WMAP strip for $\tan\beta = 10(50)$, if one makes the very conservative assumption that $\sigma_0 = 36$ MeV ($y = 0$). On the other hand, $m_{1/2} \sim 200$ GeV would be excluded for $\tan\beta = 10$ if $\Sigma_{\pi N} = 64$ or 80 MeV. This excluded region would extend to $m_{1/2} \sim 300$ GeV for $\tan\beta = 50$ if $\Sigma_{\pi N} = 64$ or 80 MeV. Thus, *the experimental uncertainty in $\Sigma_{\pi N}$ is already impinging on the ability of the present CDMS and XENON10 results to constrain the CMSSM parameter space.*

Looking to the future, a conjectural future measurement of $\sigma_{\chi p, \text{SI}} = 4 \times 10^{-9}$ pb would only constrain $m_{1/2}$ to the range $600 \text{ GeV} < m_{1/2} < 925 \text{ GeV}$ if $\tan\beta = 10$ and $1100 \text{ GeV} < m_{1/2} < 1400 \text{ GeV}$ if $\tan\beta = 50$, for the 1- σ $\Sigma_{\pi N}$ range of 64 ± 8 MeV. If smaller values of $\Sigma_{\pi N}$ are also considered, down to $\sigma_0 = 36$ MeV ($y = 0$), these constraints would weaken to $350 \text{ GeV} < m_{1/2} < 925 \text{ GeV}$ and $550 \text{ GeV} < m_{1/2} < 1400 \text{ GeV}$ for $\tan\beta = 10$ and 50, respectively, ruling out only the smallest values of $m_{1/2}$ ⁶.

As the SD cross sections are independent of $\Sigma_{\pi N}$, the SD/SI cross-section ratio exhibits the same behavior with respect to $\Sigma_{\pi N}$ as the SI cross-section does (albeit inverted), as shown in Figure 4. The ratio is also shown along the corresponding WMAP strips in Figure 5 for several values of $\Sigma_{\pi N}$ ⁷. For small $\Sigma_{\pi N}$, the ratio is large, almost 10^4 for model C and 2000 for models L and M at $\Sigma_{\pi N} = 36$ MeV, suggesting that spin-sensitive experiments have a better chance of detecting neutralinos than spin-insensitive experiments. At the 2- σ upper limit on $\Sigma_{\pi N}$, however, the ratio falls to 500 for model C, 50 for model L, and 120 for model M. Recalling that the SI χ -nuclear scattering cross section scales as the number of nucleons squared, SI scattering may actually dominate over SD scattering for heavier nuclei in the cases of these lower SD/SI cross-section ratios.

The dependence of the SI χ -n/ χ -p cross-section ratio on $\Sigma_{\pi N}$ is shown in Figure 6 for the benchmark models, with ratios at selected $\Sigma_{\pi N}$ given in Table IV. The $\sigma_{\chi n, \text{SI}}/\sigma_{\chi p, \text{SI}}$ ratio is shown along the WMAP coannihilation strips in Figure 7 for several values of $\Sigma_{\pi N}$.

⁶ Moreover, as noted previously, however, detection signals only measure $\rho_0 \sigma_{\chi N}$, so $\sigma_{\chi N}$ can only be determined from a signal to the precision that the local dark matter density is known.

⁷ The non-monotonic dependence on $m_{1/2}$ seen in the right panel of Figure 5 for $\tan\beta = 50$ is due to an enhancement of the Higgsino components, $Z_{\chi 3}$ and $Z_{\chi 4}$, at low $m_{1/2}$. As a result, the Z -exchange contribution to the spin-dependent cross section increases rapidly.

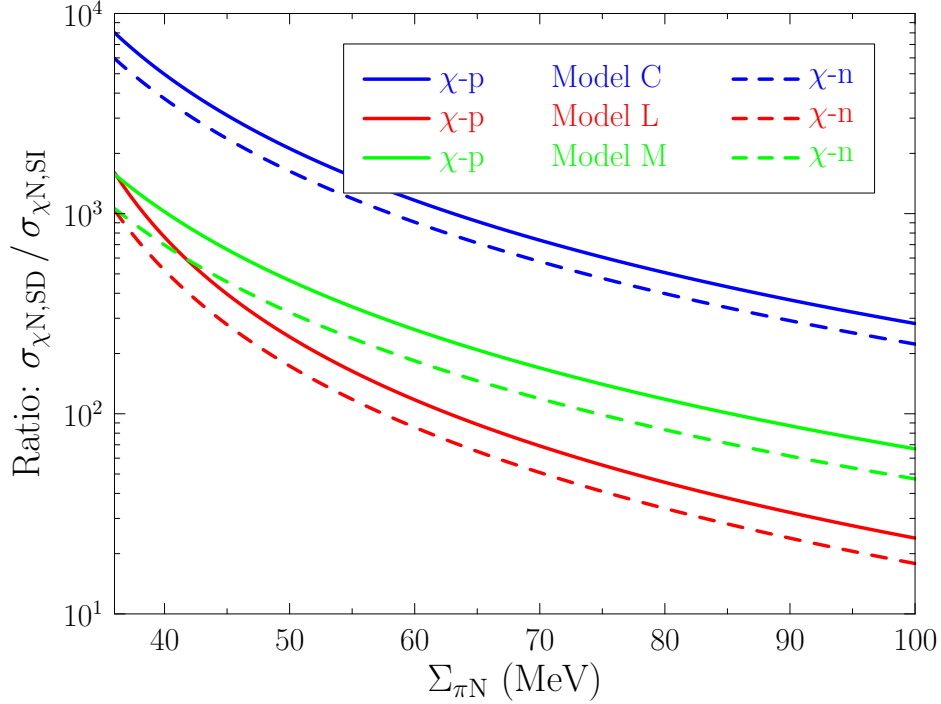


FIG. 4: The ratios of the spin-dependent and spin-independent neutralino-nucleon scattering cross sections as functions of $\Sigma_{\pi N}$ for the benchmark models C, L, and M.

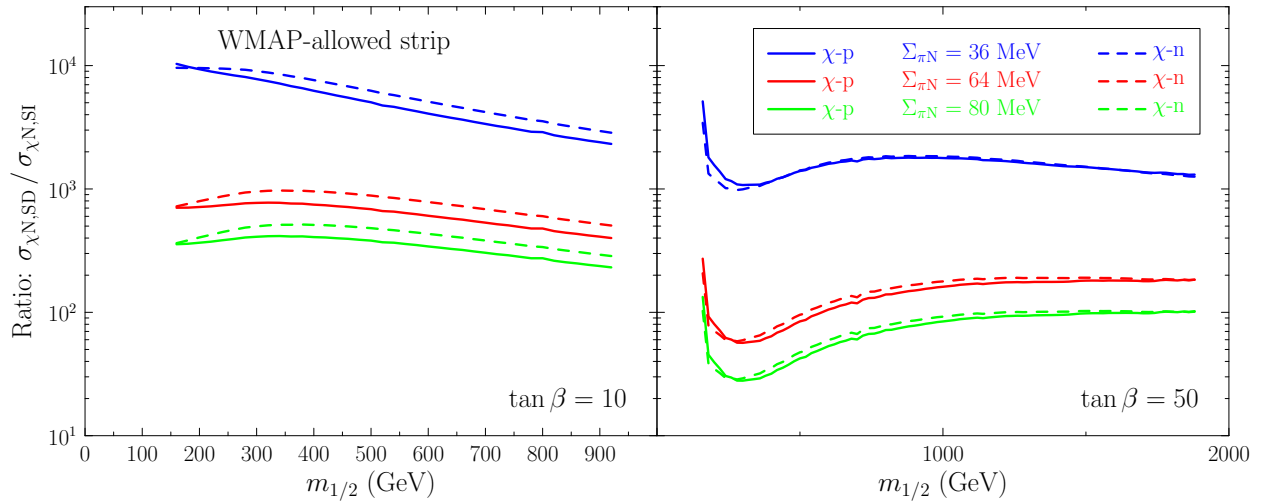


FIG. 5: The ratios of the spin-dependent and spin-independent neutralino-nucleon scattering cross sections along the WMAP-allowed strips for $\tan \beta = 10$ (left panel) and $\tan \beta = 50$ (right panel) for several values of $\Sigma_{\pi N}$.

Whilst $\sigma_{\chi p,SI}$ and $\sigma_{\chi n,SI}$ each depend significantly on the value of $\Sigma_{\pi N}$, their ratio has only a mild $\Sigma_{\pi N}$ dependence. As noted earlier in this section, the strange-quark term dominates in Eqn. (10) for $\Sigma_{\pi N} \not\sim \sigma_0$ and, since this term contributes identically to both f_p and f_n (neglecting nucleon mass differences), $\sigma_{\chi n,SI} / \sigma_{\chi p,SI} \approx 1$, independent of $\Sigma_{\pi N}$. For $\Sigma_{\pi N} \sim \sigma_0$, where the strange contribution is no longer significant, we generally find that $f_{T_u}, f_{T_d} \ll 1$

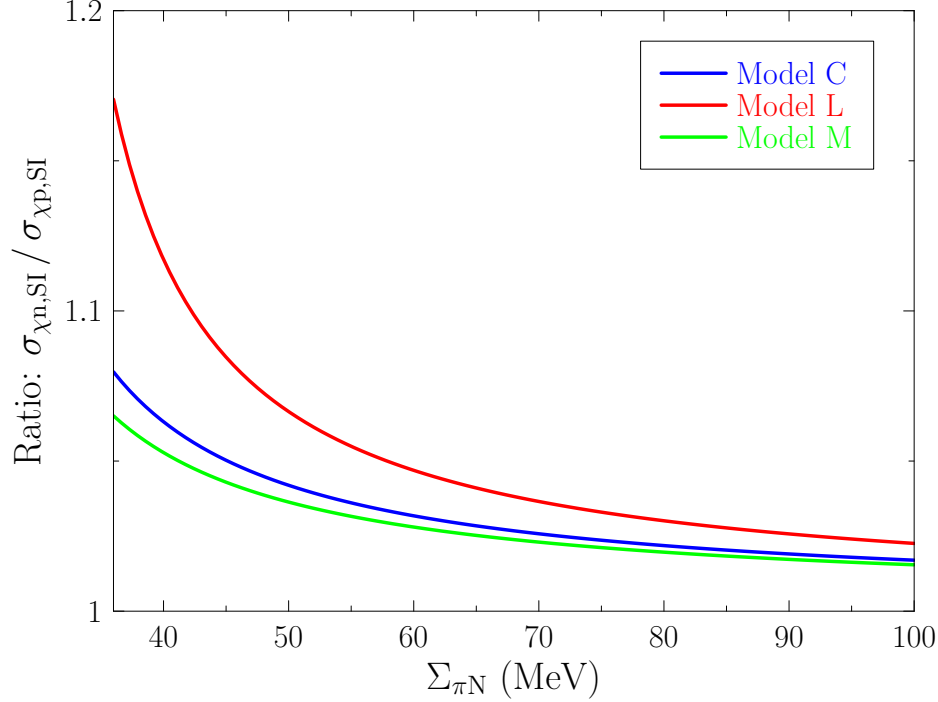


FIG. 6: The ratios of the spin-independent neutralino-neutron and neutralino-proton scattering cross sections as functions of $\Sigma_{\pi N}$ for benchmark models C, L, and M.

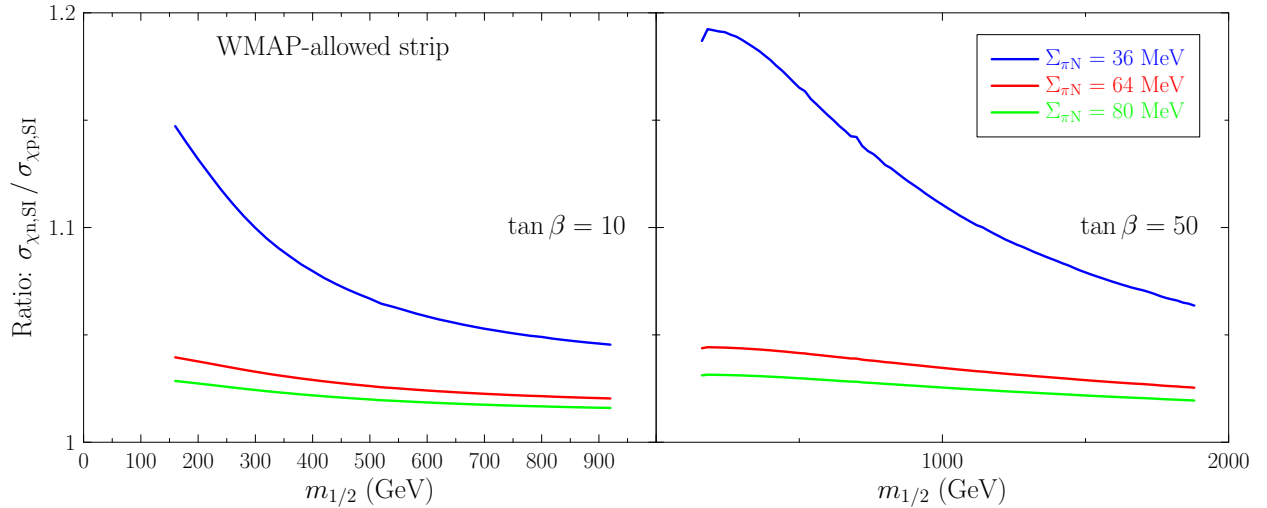


FIG. 7: The ratios of the spin-independent neutralino-neutron and neutralino-proton scattering cross sections along the WMAP-allowed strips for $\tan \beta = 10$ (left panel) and $\tan \beta = 50$ (right panel) for several values of $\Sigma_{\pi N}$.

so that $f_{TG} \approx 1$ via Eqn. (12) and the right (heavy-quark) summation term in Eqn. (10) dominates over the left (light-quark) summation term. Since the heavy-quark terms are identical in f_p and f_n , we again have $\sigma_{\chi_n,SI} / \sigma_{\chi_p,SI} \approx 1$.

The $f_{T_u}^{(N)}$ and $f_{T_d}^{(N)}$ terms are small but not entirely negligible, and the fact that $f_{T_q}^{(p)} \neq f_{T_q}^{(n)}$ for $q=u,d$ implies that $f_p \neq f_n$ in general. The result is a small shift in the SI χ -n/ χ -p

cross-section ratio away from unity. The shift becomes greater as $\Sigma_{\pi N} \rightarrow \sigma_0$, since the dominant strange-quark contribution disappears and allows the proton/neutron asymmetry in the smaller up and down quark terms to become relevant. For the benchmark models in Figure 6 and along the WMAP coannihilation strips in Figure 7, $\sigma_{\chi n, \text{SI}}$ is $\sim 5\%$ larger than $\sigma_{\chi p, \text{SI}}$ in the $2\text{-}\sigma$ $\Sigma_{\pi N}$ range 64 ± 16 MeV. For $\Sigma_{\pi N} \sim \sigma_0$, however, the difference can become as large as 15 to 20 %.

It can be shown that $\sigma_{\chi n, \text{SI}}/\sigma_{\chi p, \text{SI}} > 1$ for $|\alpha_{3d}| > |\alpha_{3u}|$. Since $\alpha_{3u} \propto 1/B_u = 1/\sin\beta$ and $\alpha_{3d} \propto 1/B_d = 1/\cos\beta$, that condition is generally satisfied for the $\tan\beta \gg 1$ models examined here. Hence, the neutron always has a slightly larger SI cross section than the proton in these models.

When including all the uncertainties, as shown by the Monte Carlo results in Table II, a small but non-zero asymmetry in the proton and neutron SI cross-sections is expected to occur at the \sim few % level. Such an asymmetry may be observable, but a problem arises in the current generation of experiments. To extract the relative strength of the f_p and f_n couplings in Eqn. (9), a signal must be seen in two detectors with different ratios of Z and $A - Z$. However, to boost the scattering cross-section and, therefore, neutralino detection likelihood, many current experiments use heavy elements such as Ge and Xe that have similar ratios $A - Z \approx 1.4Z$. It will be necessary to see a signal in experiments using lighter elements nearer to $A - Z \approx Z$ (*i.e.* $Z \lesssim 17$) in order to determine $\sigma_{\chi n, \text{SI}}/\sigma_{\chi p, \text{SI}}$. Such experiments are possible, but their SI sensitivities typically lag far behind those with heavier elements.

D. Spin-Dependent Parameters and Cross Sections

The determination of the SD cross sections for a given MSSM model depends on the three parameters specifying the spin content in a nucleon: $a_3^{(p)}$, $a_8^{(p)}$, and $\Delta_s^{(p)}$. As demonstrated for benchmark model C in Table III, uncertainties in $a_3^{(p)}$ and $a_8^{(p)}$ induce only $< 1\%$ and \sim few % uncertainties in $\sigma_{\chi N, \text{SD}}$, respectively, at the $1\text{-}\sigma$ level. Uncertainties in the strange spin contribution $\Delta_s^{(p)}$, on the other hand, induce 10 to 15 % uncertainties in $\sigma_{\chi N, \text{SD}}$, and uncertainties in this parameter account for essentially all the width of the SD confidence intervals in Table II. Since uncertainties induced by $a_3^{(p)}$ and $a_8^{(p)}$ are negligible, we ignore these terms and focus on $\Delta_s^{(p)}$.

We give in Table V the SD cross sections and their ratios for the benchmark models for several $\Delta_s^{(p)}$ values ranging from -0.15 (the $2\text{-}\sigma$ lower bound) to 0.0 (no strange contribution to the nucleon spin). Over the $2\text{-}\sigma$ range -0.09 ± 0.06 , both $\sigma_{\chi p, \text{SD}}$ and $\sigma_{\chi n, \text{SD}}$ vary by $\sim 40\%$ in each of the three models, a significant variation but not so large as that induced in the SI cross sections by $\Sigma_{\pi N}$. However, unlike $\Sigma_{\pi N}$ and the SI cross sections, the SD proton and neutron cross-sections are *anti*-correlated with $\Delta_s^{(p)}$: as the value of $\Delta_s^{(p)}$ increases, $\sigma_{\chi p, \text{SD}}$ decreases whilst $\sigma_{\chi n, \text{SD}}$ increases.

Figure 8 and Figure 9 show the SD cross sections and the SD/SI cross-section ratios along the WMAP coannihilation strips for several values of $\Delta_s^{(p)}$. These figures again demonstrate the anti-correlation of the neutron/proton cross sections with $\Delta_s^{(p)}$ as (for decreasing $\Delta_s^{(p)}$) $\sigma_{\chi p, \text{SD}}$ and $\sigma_{\chi n, \text{SD}}$ approach each other and, for low enough $\Delta_s^{(p)}$, cross over ($\sigma_{\chi p, \text{SD}}$ becomes the larger SD cross-section).

Because of the anti-correlated behaviors of the SD cross sections, the SD $\chi\text{-n}/\chi\text{-p}$ cross-

Model	C	L	M
$\Delta_s^{(p)} = -0.15:$			
$\sigma_{\chi p,SD}$ (pb)	2.80×10^{-6}	2.25×10^{-6}	2.86×10^{-8}
$\sigma_{\chi n,SD}$ (pb)	2.19×10^{-6}	1.69×10^{-6}	2.03×10^{-8}
$\sigma_{\chi n,SD}/\sigma_{\chi p,SD}$	0.78	0.75	0.71
$\Delta_s^{(p)} = -0.12:$			
$\sigma_{\chi p,SD}$ (pb)	2.48×10^{-6}	2.03×10^{-6}	2.63×10^{-8}
$\sigma_{\chi n,SD}$ (pb)	2.49×10^{-6}	1.89×10^{-6}	2.23×10^{-8}
$\sigma_{\chi n,SD}/\sigma_{\chi p,SD}$	1.00	0.93	0.85
$\Delta_s^{(p)} = -0.09:$			
$\sigma_{\chi p,SD}$ (pb)	2.19×10^{-6}	1.82×10^{-6}	2.40×10^{-8}
$\sigma_{\chi n,SD}$ (pb)	2.81×10^{-6}	2.10×10^{-6}	2.45×10^{-8}
$\sigma_{\chi n,SD}/\sigma_{\chi p,SD}$	1.28	1.15	1.02
$\Delta_s^{(p)} = -0.06:$			
$\sigma_{\chi p,SD}$ (pb)	1.91×10^{-6}	1.63×10^{-6}	2.19×10^{-8}
$\sigma_{\chi n,SD}$ (pb)	3.14×10^{-6}	2.33×10^{-6}	2.67×10^{-8}
$\sigma_{\chi n,SD}/\sigma_{\chi p,SD}$	1.64	1.43	1.22
$\Delta_s^{(p)} = -0.03:$			
$\sigma_{\chi p,SD}$ (pb)	1.65×10^{-6}	1.44×10^{-6}	1.99×10^{-8}
$\sigma_{\chi n,SD}$ (pb)	3.49×10^{-6}	2.57×10^{-6}	2.90×10^{-8}
$\sigma_{\chi n,SD}/\sigma_{\chi p,SD}$	2.11	1.78	1.46
$\Delta_s^{(p)} = 0.00:$			
$\sigma_{\chi p,SD}$ (pb)	1.41×10^{-6}	1.26×10^{-6}	1.80×10^{-8}
$\sigma_{\chi n,SD}$ (pb)	3.86×10^{-6}	2.81×10^{-6}	3.15×10^{-8}
$\sigma_{\chi n,SD}/\sigma_{\chi p,SD}$	2.74	2.23	1.75

TABLE V: The spin-dependent neutralino-nucleon scattering cross sections in the benchmark models for several values of $\Delta_s^{(p)}$.

section ratio is particularly sensitive to the value of $\Delta_s^{(p)}$. This ratio is shown along the WMAP coannihilation strips in Figure 10, where it is apparent that the ratio varies by a factor of 2 to 3 at the $\sim 2\text{-}\sigma$ level for $\Delta_s^{(p)}$. That factor of 2 to 3 in the ratio can also be seen in the confidence intervals at the 95.4 % C.L., given in Table II.

The large uncertainty in $\sigma_{\chi n,SD}/\sigma_{\chi p,SD}$ induced by $\Delta_s^{(p)}$ for a given model is unfortunate since this ratio may be one of the easiest to determine experimentally. This is because many elements have a spin-odd proton group ($\langle S_p \rangle \not\approx 0$) and a spin-even neutron group ($\langle S_n \rangle \approx 0$) or vice versa, in which case $\Lambda \propto a_p$ or $\Lambda \propto a_n$ in Eqn. (25). By using an odd-even element in a detector, any signal could essentially be entirely attributed to a_p and therefore yield $\sigma_{\chi p,SD}$. Likewise, when using an even-odd element, any signal could essentially be entirely attributed to a_n and therefore yield $\sigma_{\chi n,SD}$. Even though the measurements would probably actually be of $\rho_0\sigma_{\chi p,SD}$ and $\rho_0\sigma_{\chi n,SD}$ and not of $\sigma_{\chi p,SD}$ and $\sigma_{\chi n,SD}$ alone, the ratio $\sigma_{\chi n,SD}/\sigma_{\chi p,SD}$ is still an unambiguous and straightforward experimental measurement. The large uncertainties induced by $\Delta_s^{(p)}$, however, make it difficult to use such a signal to constrain the CMSSM

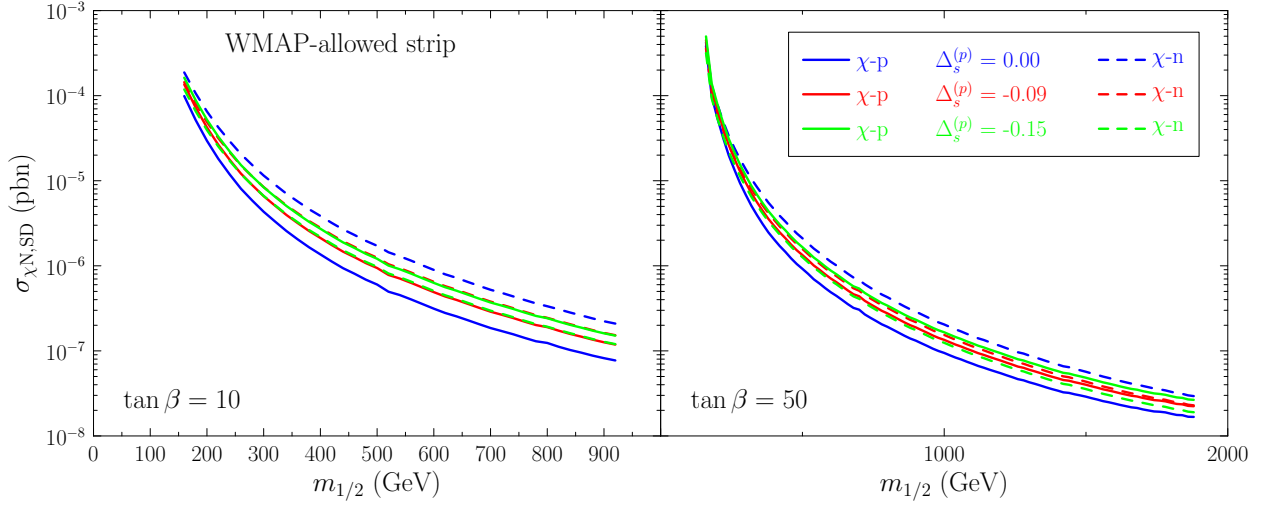


FIG. 8: The ratios of the spin-dependent neutralino-nucleon scattering cross sections along the WMAP-allowed strips for $\tan \beta = 10$ (left panel) and $\tan \beta = 50$ (right panel) for several values of $\Delta_s^{(p)}$.

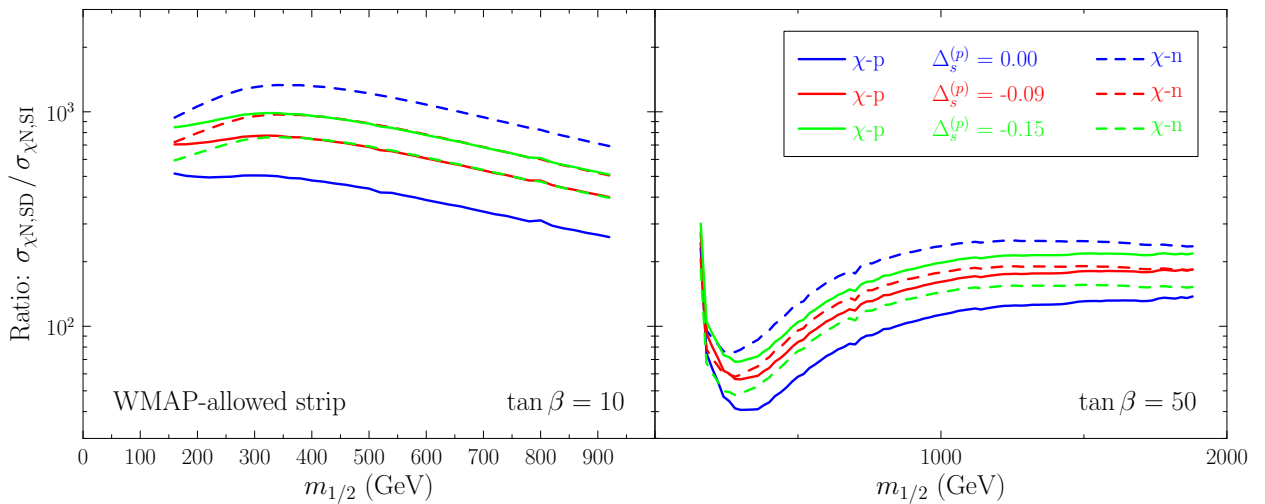


FIG. 9: The ratios of the spin-dependent and spin-independent neutralino-nucleon scattering cross sections along the WMAP-allowed strips for $\tan \beta = 10$ (left panel) and $\tan \beta = 50$ (right panel) for several values of $\Delta_s^{(p)}$.

parameter space.

V. SUMMARY AND DISCUSSION

We have analyzed in this paper the principal hadronic uncertainties in the spin-independent (SI) and spin-dependent (SD) cross sections for supersymmetric relic scattering on protons and neutrons, using three benchmark points and two coannihilation strips as illustrations. We have found that the principal hadronic uncertainty in the SD cross sections is due to our lack of knowledge of the π -nucleon σ term. In comparison, uncertainties in

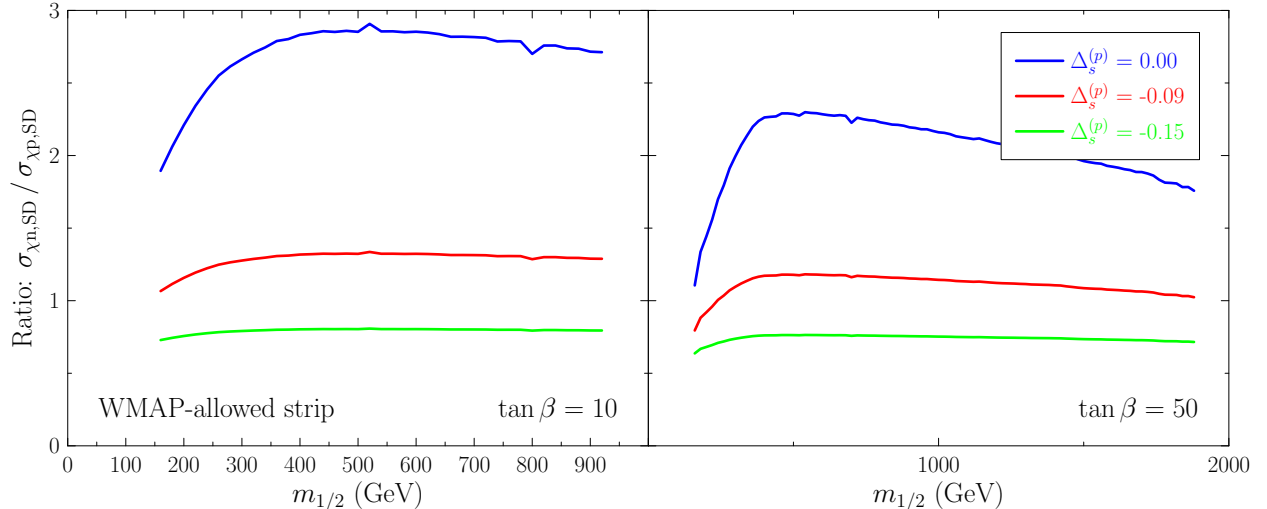


FIG. 10: The ratios of the spin-dependent neutralino-neutron and neutralino-proton scattering cross sections along the WMAP-allowed strips for $\tan\beta = 10$ (left panel) and $\tan\beta = 50$ (right panel) for several values of $\Delta_s^{(p)}$.

quark masses and their ratios are much less important. In the case of the SD cross sections, the dominant uncertainty is due to our ignorance of the strange-quark contribution to the nucleon spin, though this uncertainty is relatively less important than that induced in the SI cross sections by the π -nucleon σ term.

This uncertainty in the π -nucleon σ term clouds very significantly the interpretation of searches for (and eventually measurements of) dark matter scattering on nuclei, preventing precise answers to the key questions: How do present unsuccessful searches constrain the supersymmetric model parameter space? How accurately could a possible future measurement be used to refine the model parameters? This hadronic uncertainty is much larger than that generated by uncertainties in supersymmetric model calculations of the effective LSP-quark interactions, and also much larger than the astrophysical uncertainty in the local cold dark matter density.

One of the great hopes in supersymmetric phenomenology is that one will eventually be able to use measurements at accelerators such as the LHC and/or a linear e^+e^- collider to calculate the relic LSP density in the Universe, and the rates for dark matter scattering. The hadronic uncertainty in the latter that is induced by our ignorance of the π -nucleon σ term limits severely the prospects for completing the second part of this programme. Specifically, this uncertainty is much larger than the uncertainty in calculating the relic LSP density that could be expected from LHC measurements in at least one benchmark model.

We therefore plead for an experimental campaign to determine better the π -nucleon σ term. This quantity is certainly interesting and important in its own right and as a measure of the importance of strange quarks in the nucleon. However, as argued in this paper, it is potentially also a key ingredient in the effort to understand one of the most important aspects of possible new physics beyond the Standard Model.

Acknowledgments

The work of KAO was supported in part by DOE Grant No. DE-FG02-94ER-40823. CS acknowledges the support of the William I. Fine Theoretical Physics Institute at the University of Minnesota and thanks L. Duong for useful conversations.

-
- [1] See, for example: K. A. Olive, arXiv:0709.3303 [hep-ph].
 - [2] C. Savage, P. Gondolo and K. Freese, Phys. Rev. D **70**, 123513 (2004) [arXiv:astro-ph/0408346].
 - [3] G. Bertone, D. G. Cerdeno, J. I. Collar and B. C. Odom, Phys. Rev. Lett. **99**, 151301 (2007) [arXiv:0705.2502 [astro-ph]].
 - [4] H. Leutwyler, Phys. Lett. B **378**, 313 (1996) [arXiv:hep-ph/9602366].
 - [5] W. M. Yao *et al.* [Particle Data Group], J. Phys. G **33** (2006) 1 and 2007 partial update for the 2008 edition available on the PDG WWW pages (URL: <http://pdg.lbl.gov/>).
 - [6] A. P. Heinson [CDF and D0 Collaboration], AIP Conf. Proc. **870**, 223 (2006) [arXiv:hep-ex/0609028].
 - [7] B. Borasoy and U. G. Meissner, Annals Phys. **254**, 192 (1997) [arXiv:hep-ph/9607432].
 - [8] M. M. Pavan, I. I. Strakovsky, R. L. Workman and R. A. Arndt, PiN Newslett. **16**, 110 (2002) [arXiv:hep-ph/0111066].
 - [9] J. R. Ellis, K. A. Olive, Y. Santoso and V. C. Spanos, Phys. Rev. D **71**, 095007 (2005) [arXiv:hep-ph/0502001].
 - [10] Y. Goto *et al.* [Asymmetry Analysis collaboration], Phys. Rev. D **62**, 034017 (2000) [arXiv:hep-ph/0001046].
 - [11] E. Leader, A. V. Sidorov and D. B. Stamenov, Phys. Rev. D **67**, 074017 (2003) [arXiv:hep-ph/0212085].
 - [12] M. Alekseev *et al.* [COMPASS Collaboration], arXiv:0707.4077 [hep-ex].
 - [13] J. R. Ellis, J. S. Hagelin, D. V. Nanopoulos, K. A. Olive and M. Srednicki, Nucl. Phys. B **238**, 453 (1984); see also H. Goldberg, Phys. Rev. Lett. **50**, 1419 (1983).
 - [14] M. Drees and M. M. Nojiri, Phys. Rev. D **47**, 376 (1993) [arXiv:hep-ph/9207234]; H. Baer and M. Brhlik, Phys. Rev. D **53**, 597 (1996) [arXiv:hep-ph/9508321]; H. Baer and M. Brhlik, Phys. Rev. D **57**, 567 (1998) [arXiv:hep-ph/9706509]; J. R. Ellis, T. Falk, G. Ganis, K. A. Olive and M. Schmitt, Phys. Rev. D **58**, 095002 (1998) [arXiv:hep-ph/9801445]; V. D. Barger and C. Kao, Phys. Rev. D **57**, 3131 (1998) [arXiv:hep-ph/9704403]; J. R. Ellis, T. Falk, G. Ganis, K. A. Olive and M. Srednicki, Phys. Lett. B **510**, 236 (2001) [arXiv:hep-ph/0102098]; L. Roszkowski, R. Ruiz de Austri and T. Nihei, JHEP **0108**, 024 (2001) [arXiv:hep-ph/0106334]; A. B. Lahanas and V. C. Spanos, Eur. Phys. J. C **23**, 185 (2002) [arXiv:hep-ph/0106345]; A. Djouadi, M. Drees and J. L. Kneur, JHEP **0108**, 055 (2001) [arXiv:hep-ph/0107316]; U. Chattopadhyay, A. Corsetti and P. Nath, Phys. Rev. D **66**, 035003 (2002) [arXiv:hep-ph/0201001]; J. R. Ellis, K. A. Olive and Y. Santoso, New J. Phys. **4**, 32 (2002) [arXiv:hep-ph/0202110]; H. Baer, C. Balazs, A. Belyaev, J. K. Mizukoshi, X. Tata and Y. Wang, JHEP **0207**, 050 (2002) [arXiv:hep-ph/0205325]; R. Arnowitt and B. Dutta, arXiv:hep-ph/0211417.
 - [15] M. Battaglia *et al.*, Eur. Phys. J. C **22**, 535 (2001) [arXiv:hep-ph/0106204]; M. Battaglia, A. De Roeck, J. R. Ellis, F. Gianotti, K. A. Olive and L. Pape, Eur. Phys. J. C **33**, 273 (2004)

- [arXiv:hep-ph/0306219]; A. De Roeck, J. R. Ellis, F. Gianotti, F. Moortgat, K. A. Olive and L. Pape, *Eur. Phys. J. C* **49**, 1041 (2007) [arXiv:hep-ph/0508198].
- [16] J. R. Ellis, K. A. Olive, Y. Santoso and V. C. Spanos, *Phys. Lett. B* **565**, 176 (2003) [arXiv:hep-ph/0303043]; H. Baer and C. Balazs, *JCAP* **0305**, 006 (2003) [arXiv:hep-ph/0303114]; A. B. Lahanas and D. V. Nanopoulos, *Phys. Lett. B* **568**, 55 (2003) [arXiv:hep-ph/0303130]; U. Chattopadhyay, A. Corsetti and P. Nath, *Phys. Rev. D* **68**, 035005 (2003) [arXiv:hep-ph/0303201]; C. Munoz, *Int. J. Mod. Phys. A* **19**, 3093 (2004) [arXiv:hep-ph/0309346].
- [17] H. P. Nilles, *Phys. Rept.* **110**, 1 (1984).
- [18] H. E. Haber and G. L. Kane, *Phys. Rept.* **117**, 75 (1985).
- [19] T. Falk, A. Ferstl and K. A. Olive, *Phys. Rev. D* **59**, 055009 (1999) [Erratum-ibid. *D* **60**, 119904 (1999)] [arXiv:hep-ph/9806413].
- [20] T. Falk, A. Ferstl and K. A. Olive, *Astropart. Phys.* **13**, 301 (2000) [arXiv:hep-ph/9908311].
- [21] P. F. Smith and J. D. Lewin, *Phys. Rept.* **187**, 203 (1990); J. D. Lewin and P. F. Smith, *Astropart. Phys.* **6**, 87 (1996).
- [22] M. A. Shifman, A. I. Vainshtein and V. I. Zakharov, *Phys. Lett. B* **78**, 443 (1978).
- [23] A. I. Vainshtein, V. I. Zakharov and M. A. Shifman, *Sov. Phys. Usp.* **23**, 429 (1980) [*Usp. Fiz. Nauk* **131**, 537 (1980)].
- [24] H. Y. Cheng, *Phys. Lett. B* **219**, 347 (1989).
- [25] J. R. Ellis, A. Ferstl and K. A. Olive, *Phys. Lett. B* **481**, 304 (2000) [arXiv:hep-ph/0001005]; J. R. Ellis, A. Ferstl and K. A. Olive, *Phys. Rev. D* **63**, 065016 (2001) [arXiv:hep-ph/0007113]; J. R. Ellis, A. Ferstl and K. A. Olive, *Phys. Lett. B* **532**, 318 (2002) [arXiv:hep-ph/0111064].
- [26] A. Bottino, F. Donato, N. Fornengo and S. Scopel, *Astropart. Phys.* **13**, 215 (2000) [arXiv:hep-ph/9909228]; A. Bottino, F. Donato, N. Fornengo and S. Scopel, *Astropart. Phys.* **18**, 205 (2002) [arXiv:hep-ph/0111229].
- [27] J. Gasser, H. Leutwyler and M. E. Sainio, *Phys. Lett. B* **253**, 252 (1991).
- [28] M. Knecht, *PiN Newslett.* **15**, 108 (1999) [arXiv:hep-ph/9912443].
- [29] M. E. Sainio, *PiN Newslett.* **16**, 138 (2002) [arXiv:hep-ph/0110413].
- [30] D. S. Akerib *et al.* [CDMS Collaboration], *Phys. Rev. Lett.* **96**, 011302 (2006) [arXiv:astro-ph/0509259].
- [31] D. S. Akerib *et al.* [CDMS Collaboration], *Phys. Rev. D* **73**, 011102 (2006) [arXiv:astro-ph/0509269].
- [32] J. Angle *et al.* [XENON Collaboration], arXiv:0706.0039 [astro-ph]. see also: <http://xenon.astro.columbia.edu/>.
- [33] U. Oberlack *et al.* [XENON Collaboration], (EPS-HEP2007), Manchester, England, 19-25 Jul 2007.
- [34] G. J. Alner *et al.*, *Astropart. Phys.* **28**, 287 (2007) [arXiv:astro-ph/0701858].
- [35] G. J. Alner *et al.* [ZEPLIN-II Collaboration], *Phys. Lett. B* **653**, 161 (2007) [arXiv:0708.1883 [astro-ph]].
- [36] H. S. Lee *et al.*, *Phys. Rev. Lett.* **99**, 091301 (2007) [arXiv:0704.0423 [astro-ph]].
- [37] M. W. Goodman and E. Witten, *Phys. Rev. D* **31**, 3059 (1985).
- [38] S. Desai *et al.* [Super-Kamiokande Collaboration], *Phys. Rev. D* **70**, 083523 (2004) [Erratum-ibid. *D* **70**, 109901 (2004)] [arXiv:hep-ex/0404025].
- [39] A. Silvestri [IceCube Collaboration], *Mod. Phys. Lett. A* **22**, 1769 (2007).
- [40] J. Silk, K. A. Olive and M. Srednicki, *Phys. Rev. Lett.* **55**, 257 (1985); M. Srednicki, K. A. Olive and J. Silk, *Nucl. Phys. B* **279**, 804 (1987); J. S. Hagelin, K. W. Ng and K. A. Olive,

- Phys. Lett. B **180**, 375 (1986); K. W. Ng, K. A. Olive and M. Srednicki, Phys. Lett. B **188**, 138 (1987); A. Bottino, V. de Alfaro, N. Fornengo, G. Mignola and M. Pignone, Phys. Lett. B **265**, 57 (1991); K. Freese and M. Kamionkowski, Phys. Rev. D **55**, 1771 (1997) [arXiv:hep-ph/9609370]; L. Bergstrom, J. Edsjo and P. Gondolo, Phys. Rev. D **58**, 103519 (1998) [arXiv:hep-ph/9806293]; V. D. Barger, F. Halzen, D. Hooper and C. Kao, Phys. Rev. D **65**, 075022 (2002) [arXiv:hep-ph/0105182]; V. Barger, W. Y. Keung, G. Shaughnessy and A. Tregre, Phys. Rev. D **76**, 095008 (2007) [arXiv:0708.1325 [hep-ph]].
- [41] K. Freese, Phys. Lett. B **167**, 295 (1986); L. M. Krauss, M. Srednicki and F. Wilczek, Phys. Rev. D **33**, 2079 (1986).
- [42] J. Silk and M. Srednicki, Phys. Rev. Lett. **53**, 624 (1984); J. R. Ellis, R. A. Flores, K. Freese, S. Ritz, D. Seckel and J. Silk, Phys. Lett. B **214**, 403 (1988); F. W. Stecker, S. Rudaz and T. F. Walsh, Phys. Rev. Lett. **55**, 2622 (1985); A. Bottino, C. Favero, N. Fornengo and G. Mignola, Astropart. Phys. **3**, 77 (1995) [arXiv:hep-ph/9408392].
- [43] V. Berezhinsky, A. Bottino and G. Mignola, Phys. Lett. B **325**, 136 (1994) [arXiv:hep-ph/9402215]; P. Gondolo and J. Silk, Phys. Rev. Lett. **83**, 1719 (1999) [arXiv:astro-ph/9906391]; G. Bertone, G. Sigl and J. Silk, Mon. Not. Roy. Astron. Soc. **337**, 98 (2002) [arXiv:astro-ph/0203488].
- [44] J. Binney and S. Tremaine, *Galactic Dynamics*, Princeton University Press, Princeton, p. 226 (1987).
- [45] G. Jungman, M. Kamionkowski and K. Griest, Phys. Rept. **267**, 195 (1996) [arXiv:hep-ph/9506380].
- [46] E. I. Gates, G. Gyuk and M. S. Turner, Astrophys. J. **449**, L123 (1995) [arXiv:astro-ph/9505039].
- [47] M. Kamionkowski and A. Kinkhabwala, Phys. Rev. D **57**, 3256 (1998) [arXiv:hep-ph/9710337].
- [48] M. Kamionkowski and S. M. Koushiappas, arXiv:0801.3269 [astro-ph].
- [49] A. A. Klypin, A. V. Kravtsov, O. Valenzuela and F. Prada, Astrophys. J. **522**, 82 (1999) [arXiv:astro-ph/9901240].
- [50] B. Moore, S. Ghigna, F. Governato, G. Lake, T. Quinn, J. Stadel and P. Tozzi, Astrophys. J. **524**, L19 (1999).
- [51] B. Yanny *et al.* [SDSS Collaboration], Astrophys. J. **588**, 824 (2003) [Erratum-ibid. **605**, 575 (2004)] [arXiv:astro-ph/0301029]; H. J. Newberg *et al.* [SDSS Collaboration], Astrophys. J. **596**, L191 (2003) [arXiv:astro-ph/0309162]; S. R. Majewski, M. F. Skrutskie, M. D. Weinberg and J. C. Ostheimer, Astrophys. J. **599**, 1082 (2003) [arXiv:astro-ph/0304198].
- [52] K. Freese, P. Gondolo, H. J. Newberg and M. Lewis, Phys. Rev. Lett. **92**, 111301 (2004) [arXiv:astro-ph/0310334]; K. Freese, P. Gondolo and H. J. Newberg, Phys. Rev. D **71**, 043516 (2005) [arXiv:astro-ph/0309279].
- [53] D. N. Spergel *et al.* [WMAP Collaboration], Astrophys. J. Suppl. **170**, 377 (2007) [arXiv:astro-ph/0603449].
- [54] G. W. Bennett *et al.* [Muon g-2 Collaboration], Phys. Rev. Lett. **92**, 161802 (2004) [arXiv:hep-ex/0401008]; G. W. Bennett *et al.* [Muon G-2 Collaboration], Phys. Rev. D **73**, 072003 (2006) [arXiv:hep-ex/0602035].
- [55] M. Davier, Nucl. Phys. Proc. Suppl. **169**, 288 (2007) [arXiv:hep-ph/0701163]; F. Jegerlehner, Acta Phys. Polon. B **38**, 3021 (2007) [arXiv:hep-ph/0703125]; J. P. Miller, E. de Rafael and B. L. Roberts, Rept. Prog. Phys. **70**, 795 (2007) [arXiv:hep-ph/0703049]; S. Eidelman, talk given at the ICHEP06, Moscow, July 2006, see:
http://ichep06.jinr.ru/reports/333_6s1_9p30_Eidelman.pdf .

- [56] J. R. Ellis, K. A. Olive and P. Sandick, JHEP **0706**, 079 (2007) [arXiv:0704.3446 [hep-ph]].
- [57] R. Gaitskill, V. Mandic, and J. Filippini, Dark Matter Limit Plot Generator, see:
<http://dmtools.berkeley.edu/limitplots/>.
- [58] I. Borjanovic *et al.*, Eur. Phys. J. C **39S2**, 63 (2005) [arXiv:hep-ex/0403021].