

The structure of weak shocks in quantum plasmas

Vitaly Bychkov, Mikhail Modestov and Mattias Marklund

Department of Physics, Umeå University, SE-901 87 Umeå, Sweden

The structure of a weak shock in a quantum plasma is studied, taking into account both dissipation terms due to thermal conduction and dispersive quantum terms due to the Bohm potential. Unlike quantum systems without dissipations, even a small thermal conduction may lead to a stationary shock structure. In the limit of zero quantum effects, the monotonic Burgers solution for the weak shock is recovered. Still, even small quantum terms make the structure non-monotonic with the shock driving a train of oscillations into the initial plasma. The oscillations propagate together with the shock. The oscillations become stronger as the role of Bohm potential increases in comparison with thermal conduction. The results could be of importance for laser-plasma interactions, such as inertial confinement fusion plasmas, and in astrophysical environments, as well as in condensed matter systems.

Quantum plasmas, where the finite width of the electron wave functions gives rise to collective effects [1, 2, 3], is currently a rapidly growing field of research. Many of the studies are motivated by the potential for application to nanoscale systems [4], such as quantum wells [5], ultracold plasmas [6, 7], laser fusion plasmas [8], next-generation high intensity light sources [9, 10], and plasmonic devices [11]. Moreover, nonlinear effects in quantum plasmas, such as the formation of dark solitons and vortices [12], interaction between quantum plasma oscillations and electromagnetic waves [13], quantum turbulence [14], and solitary structures [15, 16] supported by the electron spin [17, 18], is currently in focus as well.

There has also been much interest in shocks in quantum-like systems, such as nonlinear optical fibers and Bose-Einstein condensates [19, 20, 21, 22]. The structure of such quantum shocks is markedly different from the classical ones [23]. The shock structure in classical fluids/gases is governed by transport processes, *i.e.*, the viscosity and thermal conduction. A classical shock propagating with constant velocity displays a stationary structure. If the shock is weak, then transition from initial matter to compressed one may be described by the smooth monotonic Burgers solution [23]. In contrast to classical fluids, quantum media

typically exhibit dispersion due to the Bohm potential instead of dissipation [19, 20, 21, 22, 24, 25, 26, 27]. For this reason, even a quantum shock propagating with constant velocity in a uniform medium does not possess a stationary structure. Transition from initial to compressed quantum media happens in the form of a train of solitons of different amplitudes [19, 20, 21, 22]. The solitons propagate with different velocities, which makes the whole structure intrinsically non-stationary. Obviously, a train of solitons also provides a non-monotonic transition from initial to final state of the medium. However, there are quantum systems with both dissipations and dispersion, such as quantum plasmas. The viscosity in plasma is determined by ions and it is typically negligible. Still, electron thermal conduction may be quite strong both in classical and quantum plasmas [25]. Therefore, shocks in such plasmas may demonstrate transitional behavior between the classical and quantum domains. The purpose of the present paper is to trace such a transition by studying weak shocks.

Here, we derive a nonlinear equation governing the structure of a weak shock in quantum plasma. The equation contains both dissipation terms (due to thermal conduction) and dispersive quantum terms (due to the Bohm potential). Unlike quantum systems without dissipation, even relatively weak thermal conduction may lead to a stationary structure of a shock. In the limit of zero quantum effects we recover the monotonic Burgers solution for the shock structure. Still, even small quantum terms make the transition non-monotonic with the shock driving a train of oscillations into the initial plasma. The oscillations propagate together with the shock with the same velocity. The oscillations become stronger as the role of Bohm potential increases in comparison with thermal conduction. The oscillations resemble the soliton train in quantum shocks without dissipations.

We start with equations of mass, momentum and energy transfer in a quantum plasma [18, 25, 28]

$$\frac{\partial \rho}{\partial t} + \frac{\partial}{\partial x_j}(\rho u_j) = 0, \quad (1)$$

$$\frac{\partial}{\partial t}(\rho u_j) + \frac{\partial}{\partial x_l}(\rho u_j u_l) = -\frac{\partial P}{\partial x_j} + \frac{\hbar^2}{12m_e m_i} \frac{\partial}{\partial x_l} \left(\rho \frac{\partial^2}{\partial x_j \partial x_l} \ln \rho \right), \quad (2)$$

and

$$\begin{aligned} \frac{\partial}{\partial t} \left[\rho \varepsilon + \rho \frac{u^2}{2} - \frac{\hbar^2}{24m_e m_i} \rho \nabla^2 \ln \rho \right] + \frac{\partial}{\partial x_j} \left[\rho u_j \left(h + \frac{u^2}{2} - \frac{\hbar^2}{24m_e m_i} \nabla^2 \ln \rho \right) \right. \\ \left. - \rho u_l \frac{\hbar^2}{12m_e m_i} \frac{\partial^2 \ln \rho}{\partial x_j \partial x_l} - \kappa \frac{\partial T}{\partial x_j} \right] = 0, \end{aligned} \quad (3)$$

where ρ is the fluid mass density, u_j is the fluid velocity, P is the pressure, ε , h are thermal energy and enthalpy, κ is thermal conduction, and m_i , m_e are the ion and electron masses. Here we have neglected the effects due to the magnetic field, that are assumed small in comparison to the other governing terms. Such terms can easily be included [18, 28]. The hydrodynamic equations should be complemented by the thermodynamic equation of state. We take the equation of state to be that of an ideal gas, *i.e.*,

$$P = \frac{\gamma - 1}{\gamma} C_P \rho T, \quad (4)$$

and

$$h = C_P T, \quad (5)$$

and let the electron thermal conduction κ be $\propto T^{5/2}$. Here C_P is heat capacity at constant pressure and γ is the adiabatic exponent. We stress that the forms (4) and (5) play a minor role for weak shocks.

We consider a planar stationary shock. In the reference frame of the shock, Eqs. (1)–(3) may be integrated as

$$\rho u = \rho_0 u_0, \quad (6)$$

$$P + \rho u^2 - \frac{\hbar^2}{12m_e m_i} \rho \frac{d^2 \ln \rho}{dx^2} = P_0 + \rho_0 u_0^2, \quad (7)$$

and

$$h + \frac{u^2}{2} - \frac{\hbar^2}{8m_e m_i} \frac{d^2 \ln \rho}{dx^2} - \frac{\kappa}{\rho_0 u_0} \frac{dT}{dx} = h_0 + \frac{u_0^2}{2}, \quad (8)$$

where the subscript 0 refers to the uniform plasma ahead of the shock and u_0 is the shock speed. As we can see from (6)–(8), quantum effects do not influence the properties of the uniform flow behind the shock; they are important only for the shock structure. Next, we introduce the parameters

$$L = \frac{\kappa_0}{C_P \rho_0 u_0}, \quad (9)$$

and

$$\text{Ma}^2 = \frac{\rho_0 u_0^2}{\gamma P_0}, \quad (10)$$

and the scaled variables $\rho/\rho_0 = u_0/u = R$, $T/T_0 = 1 + \vartheta$, $\eta = x/L$. Here L is the characteristic length scale determined by thermal conduction; in the classical case it may be treated as the shock width with the accuracy of a numerical factor of order unity. The other parameter is the Mach number, Ma , which compares the shock velocity u_0 to the initial

sound speed $\sqrt{\gamma P_0/\rho_0}$ in the plasma and characterizes the shock strength. The parameter ϑ denotes the deviation of the temperature, produced by the shock wave, from the initial value. In the case of weak shocks we have $\text{Ma} - 1 \ll 1$, *i.e.*, the shock velocity marginally exceeds the sound speed, and as does the temperature from the initial value $\vartheta \ll 1$. Using the scaled variables, we reduce Eqs. (6)–(8) to

$$R(1 + \vartheta) + \frac{\gamma \text{Ma}^2}{R} - QR \frac{d^2 \ln R}{d\eta^2} = 1 + \gamma \text{Ma}^2, \quad (11)$$

and

$$\vartheta + \frac{\gamma - 1}{2R^2} \text{Ma}^2 - (1 + \vartheta)^{5/2} \frac{d\vartheta}{d\eta} - \frac{3(\gamma - 1)}{2\gamma} Q \frac{d^2 \ln R}{d\eta^2} = \frac{\gamma - 1}{2} \text{Ma}^2, \quad (12)$$

where

$$Q = \frac{\hbar^2 \rho_0 L^2}{12 m_e m_i P_0} \quad (13)$$

is the parameter comparing the role of quantum and classical effects in the shock dynamics. This parameter can be interpreted as a quantum Mach number. The system (11)–(12) determines the structure of a shock wave in a quantum plasma. In the classical case we have $Q = 0$, and Eq. (11) gives an algebraic relation between the density and temperature

$$\frac{1}{R} = \frac{1 + \gamma \text{Ma}^2}{2\gamma \text{Ma}^2} \left[1 \pm \sqrt{1 - \frac{4\gamma \text{Ma}^2(1 + \vartheta)}{(1 + \gamma \text{Ma}^2)^2}} \right]. \quad (14)$$

The positive sign in (14) gives rise to shock solutions, while the negative sign corresponds to deflagrations [23]. We note that the density and temperature of the compressed matter increase together in a shock. In deflagrations, the temperature increase leads to a decrease of the density, as in, *e.g.*, laser ablation and flames [29, 30, 31, 32]. Substituting (14) into (12), we obtain a single differential equation for the temperature in a classical shock. In the case of strong quantum shocks, one has to solve a system of two differential equations.

In the present paper we investigate only the case of a weak shock with $\text{Ma}^2 - 1 = \mu \ll 1$ and $\vartheta \ll 1$. A more general case will be studied elsewhere. As noted above, this value of μ characterizes a shock velocity marginally above the sound speed. In the case of a weak shock in the linear approximation, Eq. (14) may be simplified according to

$$\frac{1}{R} = 1 - \frac{\vartheta}{\gamma \text{Ma}^2 - 1}. \quad (15)$$

Taking into account the quantum dispersion and the weak nonlinearity in (11), we find

$$\frac{1}{R} = 1 - \frac{\vartheta}{\gamma \text{Ma}^2 - 1} + \frac{Q}{\gamma \text{Ma}^2 - 1} \frac{d^2 \ln R}{d\eta^2} - \frac{\gamma \text{Ma}^2 \vartheta^2}{(\gamma \text{Ma}^2 - 1)^3}. \quad (16)$$

Equation (16) relates the density to the temperature in a weak shock. Taking into account the linear approximation (15), we may simplify the quantum dispersive term as

$$\frac{d^2 \ln R}{d\eta^2} = \frac{1}{\gamma \text{Ma}^2 - 1} \frac{d^2 \vartheta}{d\eta^2}. \quad (17)$$

Substituting (16) into (12), we find

$$\vartheta \mu - \frac{\gamma + 1}{\gamma - 1} \frac{\vartheta^2}{2} + \frac{3 - \gamma}{2\gamma} Q \frac{d^2 \vartheta}{d\eta^2} = (\gamma - 1) \frac{d\vartheta}{d\eta}. \quad (18)$$

Equation (18) describes the structure of a weak shock in a quantum plasma with finite thermal conduction. Dissipation and quantum terms enters Eq. (18) as the first and second derivatives of the scaled temperature. All derivatives tend to zero in the uniform flows corresponding to the initial and final plasma states at $\eta \rightarrow \pm\infty$. Taking into account that $\vartheta = 0$ in the initial flow, we find the relation between scaled temperature increase in the shock wave and the scaled shock speed

$$\mu = \frac{\gamma + 1}{\gamma - 1} \frac{\vartheta_1}{2}. \quad (19)$$

Thus, we can rewrite (18) as

$$\vartheta(\vartheta_1 - \vartheta) = \frac{2(\gamma - 1)^2}{\gamma + 1} \frac{d\vartheta}{d\eta} - \frac{(3 - \gamma)(\gamma - 1)}{\gamma(\gamma + 1)} Q \frac{d^2 \vartheta}{d\eta^2}. \quad (20)$$

The solution to (20) changes from $\vartheta = 0$ at $\eta \rightarrow -\infty$ in the initial plasma ahead of the shock to $\vartheta = \vartheta_1$ at $\eta \rightarrow \infty$ in the compressed plasma behind the shock.

We are interested in solution to (20) for any parameter value Q from 0 (classical plasma) to infinity (quantum plasma without dissipations). To simplify our study of Eq. (20), we may rescale the temperature according to $\phi = \vartheta/\vartheta_1$, so that ϕ changes from 0 in the initial plasma to 1 in the compressed plasma. We also rescale the coordinate

$$\xi = \eta \frac{\vartheta_1(\gamma + 1)}{2(\gamma - 1)^2}, \quad (21)$$

and introduce a new parameter

$$q = Q \vartheta_1 \frac{(\gamma + 1)(3 - \gamma)}{2\gamma(\gamma - 1)^3}, \quad (22)$$

Then (20) reduces to a concise form

$$-q \frac{d^2\phi}{d\xi^2} + \frac{d\phi}{d\xi} = \phi(1 - \phi). \quad (23)$$

The parameter q describes the relative role of quantum effects and thermal conduction in the shock. Equation (23) is the main result of our paper.

In the case of zero quantum effects ($q = 0$), Eq. (23) goes over to the stationary Burgers equation with the solution

$$\phi = \frac{\exp \xi}{1 + \exp \xi}. \quad (24)$$

The influence of quantum effects may be analyzed analytically in the limit of small $q \ll 1$. Because of the invariance to a shift in space, the solution to (23) may be presented the form

$$\frac{d\phi}{d\xi} = f(\phi), \quad \frac{d^2\phi}{d\xi^2} = f \frac{df}{d\phi}, \quad (25)$$

so that

$$\phi(1 - \phi) = f \left(1 - q \frac{df}{d\phi} \right). \quad (26)$$

To 0th order in q ($\ll 1$) we have $f(\phi) = \phi(1 - \phi)$, and to 1st order in q , Eq. (23) becomes

$$\frac{\phi(1 - \phi)}{1 - q(1 - 2\phi)} = \frac{d\phi}{d\xi}. \quad (27)$$

The classical solution (24) was symmetric in space with respect to the central point $\phi = 1/2$. As we can see from (27), quantum effects make the scaled temperature slope $d\phi/d\xi$ steeper in the front part of the shock, for $\phi < 1/2$, and smoother at the back side, for $\phi > 1/2$.

We can also solve (23) analytically in the limit of strong quantum effects, $q \rightarrow \infty$. In that case the leading terms in (23) are

$$\phi(1 - \phi) = -q \frac{d^2\phi}{d\xi^2}. \quad (28)$$

Integrating (28) once, we obtain

$$\frac{\phi^2}{2} - \frac{\phi^3}{3} + C = -\frac{q}{2} \left(\frac{d\phi}{d\xi} \right)^2, \quad (29)$$

where $C = -1/6$ due to the boundary condition at the back side of the shock ($\phi \rightarrow 1$).

Equation (29) may be also rewritten as

$$(\phi - 1)^2(2\phi + 1) = 3q \left(\frac{d\phi}{d\xi} \right)^2, \quad (30)$$

and integrated to give

$$\phi = \frac{3}{2} \tanh^2(\xi/\sqrt{q}) - \frac{1}{2}. \quad (31)$$

The solution (31) is a dark soliton of Korteweg–de Vries type (similar solutions have previously been found in quantum hydrodynamics [15, 16]). The solution (31) is characterized by a new length scale \sqrt{q} ; and it tends to unity, $\phi \rightarrow 1$, for $\xi \rightarrow \pm\infty$. We note that neglecting dissipation, we cannot come from initial state $\phi = 0$ to the final state $\phi = 1$ smoothly. Therefore, the shock inevitably contains a weak discontinuity, which is a surface where ϕ is continuous but $d\phi/d\xi$ has a discontinuity. This weak discontinuity develops at the front side of the shock where $\phi = 0$ and

$$\frac{d\phi}{d\xi} = \pm \frac{1}{3\sqrt{q}}. \quad (32)$$

The temperature profile may reach the point where $\phi = 0$ either from the "bright" or "dark" side, depending on the positive and negative sign, respectively, in Eq. (32). However, in both these cases the transitional region is just a part of the dark soliton solution (31), see Fig. 1. The weak discontinuity may be removed taking into account a small but finite dissipation. In the limit of strong quantum effects and weak dissipation it is more convenient to rescale the space variable as $\zeta = \xi/\sqrt{q}$. In that case, the dissipation in Eq. (23) is small (as $1/\sqrt{q} \ll 1$)

$$\phi(1 - \phi) = \frac{1}{\sqrt{q}} \frac{d\phi}{d\zeta} - \frac{d^2\phi}{d\zeta^2}. \quad (33)$$

Dissipation modifies the soliton solution Eq. (31) on the front side at $\zeta \rightarrow -\infty$. Because of the dissipation, ϕ cannot reach unity at $\zeta \rightarrow -\infty$, but tends to zero in the form of decaying oscillations. When ϕ is close to zero, Eq. (33) describes small linear oscillations

$$\phi = \frac{1}{\sqrt{q}} \frac{d\phi}{d\zeta} - \frac{d^2\phi}{d\zeta^2}, \quad (34)$$

decaying at $\zeta \rightarrow -\infty$ according to

$$\phi \propto \exp \left[\left(i + \frac{1}{2\sqrt{q}} \right) \zeta \right]. \quad (35)$$

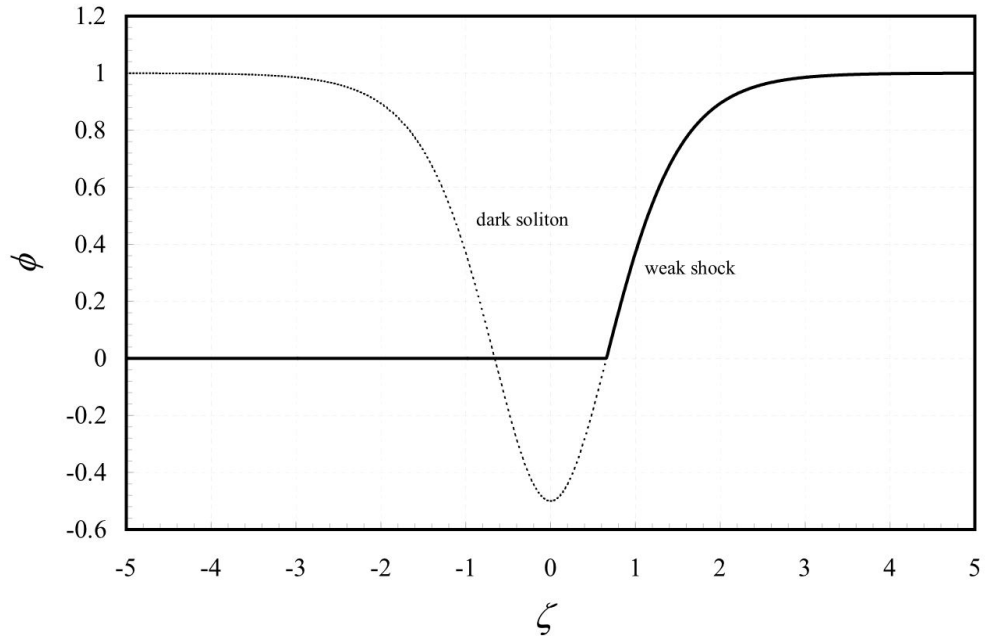
Equation (23) is reduced to a form (34) for any non-zero value of q as soon as the temperature comes sufficiently close to the initial value, $\phi \ll 1$, at the front side of the shock. Therefore, even for a small but non-zero quantum effects we should expect oscillations ahead of the shock. The oscillations decay quite fast in the case of relatively small q , but they form a long wave in the limit of large q . Numerical solution to Eq. (23) is shown in Figs. 2,

3 for different values of the parameter $q = 0; 1; 5; 1000$. The plot with $q = 0$ shows the Burgers solution, which describes a monotonic transition from the initial to the compressed plasma in a classical weak shock. In the case of small but non-zero quantum effects, $q = 1$, we can see one well-pronounced "dark" region with temperature below the initial value ($\phi < 0$). Still, the oscillations decay fast for $q = 1$ and they may be observed only on a small scale of $\phi \ll 1$. Increasing the role of quantum effects, $q = 5$, we can clearly see a number of peaks and troughs ahead of the shock wave. Finally, in the case of large quantum effects, $q = 1000$, the front side of the shock looks like a train of oscillations decaying at $\zeta \rightarrow -\infty$. The last plot resembles a non-stationary train of solitons in a purely quantum medium [19, 20, 21, 22]. Still, we would like to stress that the shock structure obtained in the present paper is stationary; the train of oscillations propagate together with the shock with the same velocity.

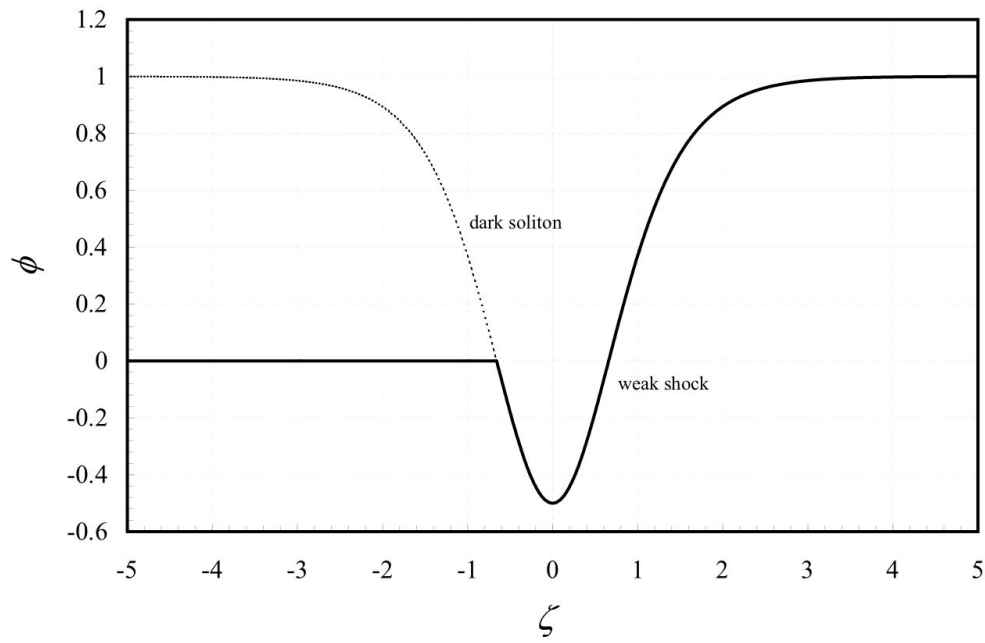
In this paper, we have investigated the classical-quantum transition in weak shocks, using a quantum fluid model with finite heat conduction. Both analytical and numerical results were presented, and it was found that soliton trains can occur at the shock front in the quantum regime. Such significant modifications of the front structure could be of interest in laser fusion plasmas.

This work has been supported in part by the Swedish Research Council (VR) and by the Kempe Foundation.

-
- [1] D. Pines, J. Nucl. Energy C: Plasma Phys. **2**, 5 (1961).
 - [2] D. Pines, *Elementary excitations in solids* (Westview Press, 1999).
 - [3] D. Kremp, M. Schlanges, and W.-D. Kraeft, *Quantum Statistics of Nonideal Plasmas* (Springer, 2005).
 - [4] H. G. Craighead, Science **290**, 1532 (2000).
 - [5] G. Manfredi and P.-A. Hervieux, Appl. Phys. Lett. **91**, 061108 (2007).
 - [6] M. P. Robinson, B. Laburthe Tolra, M. W. Noel, *et al.*, Phys. Rev. Lett. **85**, 4466 (2000).
 - [7] R. S. Fletcher, X. L. Zhang, and S. L. Rolston, Phys. Rev. Lett. **96**, 105003 (2006).
 - [8] S. H. Glenzer, O. L. Landen, P. Neumayer, *et al.*, R. W. Lee, K. Widmann, S. W. Pollaine, R. J. Wallace, G. Gregori, A. Höll, T. Bornath, R. Thiele, V. Schwarz, W.-D. Kraeft, and R.



(a)



(b)

FIG. 1: Scaled temperature ϕ versus scaled coordinate $\zeta = \xi/\sqrt{q}$ in the case of zero dissipations $q \rightarrow \infty$. In the plots (a) and (b), temperature approaches the weak discontinuity at $\phi = 0$ from the "bright" and "dark" sides, respectively. The dashed line shows the soliton (31).

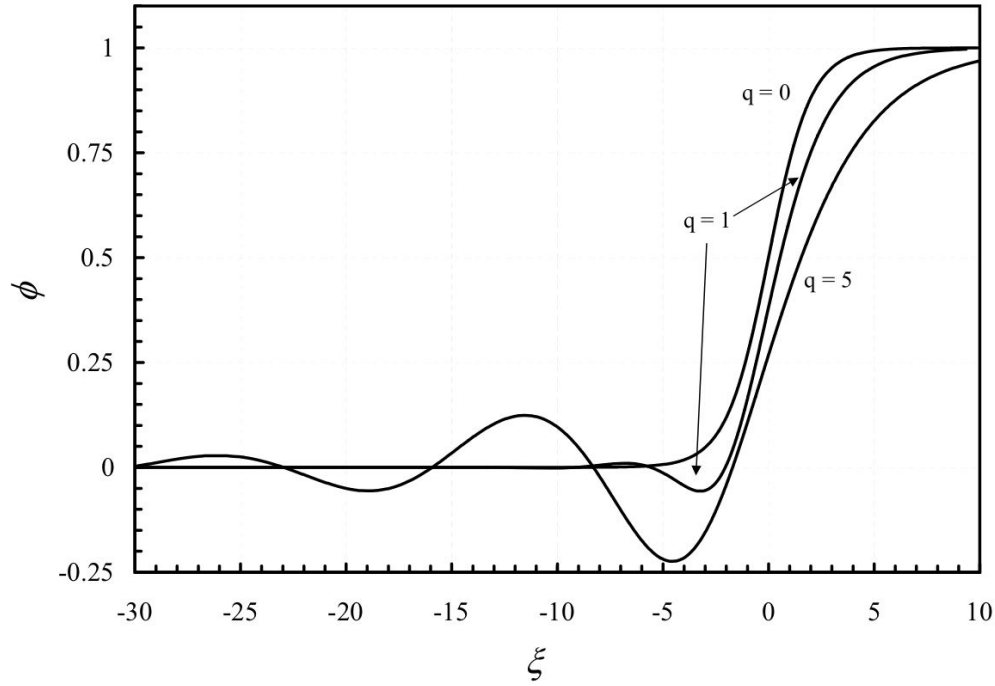


FIG. 2: Scaled temperature ϕ versus scaled coordinate ξ for $q = 0, 1, 5$.

Redmer, Phys. Rev. Lett. **98**, 065002 (2007).

- [9] M. Marklund and P. K. Shukla, Rev. Mod. Phys. **78**, 591 (2006).
- [10] G. A. Mourou, T. Tajima, and S. V. Bulanov, Rev. Mod. Phys. **78**, 309 (2006).
- [11] M. Marklund, G. Brodin, L. Stenflo and C. S. Liu, Phys. Rev. Lett., submitted (2007) (arXiv:0712.3145).
- [12] P. K. Shukla and B. Eliasson, Phys. Rev. Lett. **96**, 245001 (2006).
- [13] P. K. Shukla and B. Eliasson, Phys. Rev. Lett. **99**, 096401 (2007).
- [14] D. Shaikh and P. K. Shukla, Phys. Rev. Lett. **99**, 125002 (2007).
- [15] G. Brodin and M. Marklund, Phys. Rev. E **76**, 055403(R) (2007).
- [16] M. Marklund, B. Eliasson, and P. K. Shukla, Phys. Rev. E **76**, 067401 (2007).
- [17] M. Marklund and G. Brodin, Phys. Rev. Lett. **98**, 025001 (2007).
- [18] G. Brodin and M. Marklund, New J. Phys. **9**, 277 (2007).
- [19] W. Wan, S. Jia, and J. Fleischer, Nature Phys. **3**, 46 (2007).
- [20] A. Kamchatnov, R. Kraenkel, and B. Umarov, Phys. Rev. E **66**, 036609 (2002).
- [21] A. Kamchatnov, A. Gammal, and R. Kraenkel, Phys. Rev. A **69**, 063605 (2004).
- [22] B. Damski, Phys. Rev. A **69**, 043610 (2004).

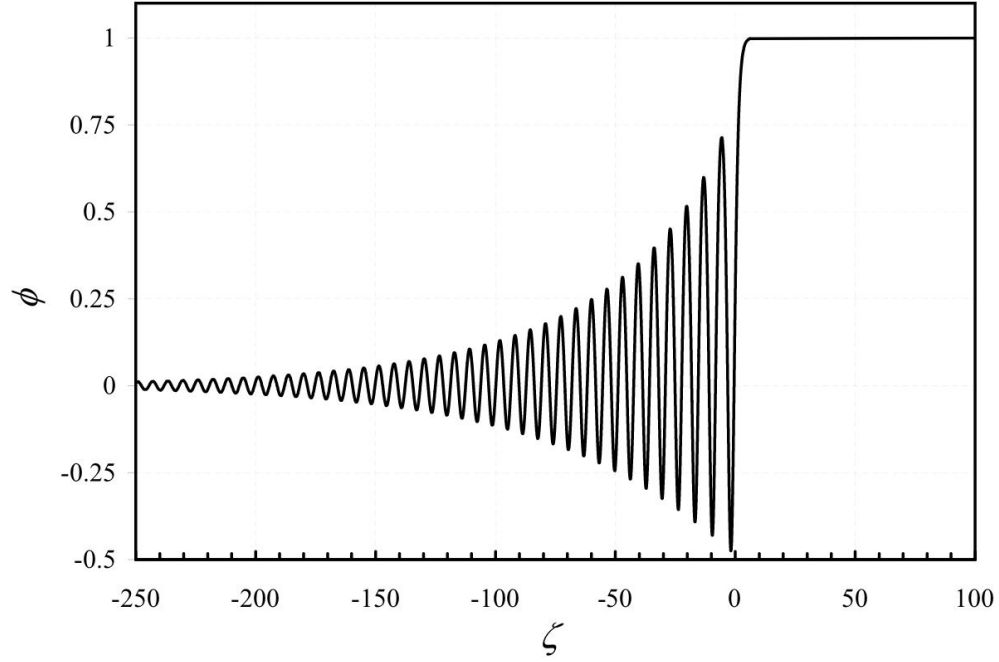


FIG. 3: Scaled temperature ϕ versus scaled coordinate $\zeta = \xi/\sqrt{q}$ for $q = 1000$.

- [23] L.D. Landau, E.M. Lifshitz, Fluid Mechanics, Pergamon Press, Oxford, 1989.
- [24] F. Haas, L. G. Garcia, J. Goedert, and G. Manfredi, Phys. Plasmas **10**, 3858 (2003).
- [25] C. Gardner, SIAM J. Appl. Math. **54**, 409 (1994).
- [26] S. Ali, W. Moslem, P. K. Shukla, and R. Schlickeiser, Phys. Plasmas **14**, 082307 (2007).
- [27] A. P. Misra, P. K. Shukla, and C. Bhowmik, Phys. Plasmas **14**, 082309 (2007).
- [28] F. Haas, Phys. Plasmas **12**, 062117 (2005).
- [29] W. Manheimer, D. Colombant, and J. Gardner, Phys. Fluids **25** 1644 (1982).
- [30] V. Bychkov, S. Golberg, and M. Liberman, Phys. Plasmas **1**, 2976 (1994).
- [31] R. Betti, V. Goncharov, R. McCrory, and C. Verdon, Phys. Plasmas **3**, 2122 (1996).
- [32] V. Bychkov and M. Liberman, Phys. Rep. **325** 115 (2000).