

SUSY@LHC.CERN.CH

Search, Navigation and Orientation

Maria Spiropulu¹ ^a

Physics Department, CERN, CH 1211 Geneva 23

February 18, 2013

Abstract. I discuss the program of work towards discoveries at the LHC, and I include seeds for orientation and navigation in the parameter space given the foreseen multitude of excesses at startup.

PACS. 11.30.Pb,14.80.Ly,12.60.Jv

1 Introduction

The Large Hadron Collider will produce 14 TeV proton-proton collisions in probably less than a year from when this proceeding is published. ATLAS and CMS, are focusing this year on the final commissioning of the experiments and what I call “engineering the discovery plan”. The strategies for the careful understanding and use of the Standard Model data at 14 TeV constitutes a large part of the readiness for discovery at the LHC.

While a number of modern theoretical frameworks have emerged in the past decade, most all dual to the previous canonical beyond-the-standard physics ideas and models, supersymmetry appears to still have no rivals as the top and favorite theory that embraces and enhances the Standard Model at the TeV scale. In fact a lot, if not most, of the models implied above end up looking eventually like SUSY at the TeV scale (UEDs, little-Higgs with T-parity etc). The rest postpone the introduction of TeV new physics to multi-TeV new physics.

I will not indulge in the theoretical reasons of why when we try to extend the Standard Model at short distances, as short as the Planck length, we need the introduction of new theories. I would instead like to remind ourselves that with the Standard Model we close a more than two thousand years cycle of theoretical and experimental exploration into the nature of matter and its interactions. The Standard Model is extremely successful and precise, to one part in a billion in many cases. Together with the general theory of relativity it is fair to say that we have a correct theory of the known fundamental constituents of matter and their interactions down to length scales of 10^{-18} cm. This by no means implies that we understand the physics mechanisms by which the Standard Model and

its contents emerge the way we observe them in the experiments.

Supersymmetry ([1],[2],[3],[4]) was initially constructed to help introduce fermions in string theory ([5]); string theory itself was built to describe the quark interactions (e.g. gluonic flux tubes; the jet “strings” in the printout of a PYTHIA event is not a coincidence see e.g. [6],[7],[8],[9],[10]). Forty years of experimental results from accelerators, astrophysical and cosmological observations and progress in theory are pointing to LHC’s likelihood of discovering new physics.

Two are the major experimental observations that in concert with the theoretical considerations can be used as corroborative evidence for physics mechanisms that broaden the Standard Model:

1. the observed dark matter in the universe
2. the observed masses of the W and Z vector bosons

The expectation is then that the LHC will discover a new sector of particles/fields associated with electroweak symmetry breaking and dark matter. Supersymmetry outputs both and is the best template of discovery physics. Note that indeed we don’t know *a-priori* what the discoveries will be. Preparing for the discoveries ahead of time given the best templates does not guarantee nor does it imply that these exact template(s) is what we (expect) will be found, nor that the preparation strategies are sufficient and exact to assist the discoveries, come data time. It only implies that we investigate in detail all we (think we) know, and think well on all we know we don’t know.

2 The program of work

2.1 Status of the experiments

Both the ATLAS (A large Toroidal Apparatus) and CMS (Compact Muon Solenoid) are in stage of commissioning. Already both experiments are collecting

^a *Email:* smaria@cern.ch

astrophysics data and finalizing the analysis of beam tests data of most-all detector elements. The details of their everyday progress, as well as the status of the accelerator can be found at the corresponding CERN sites. The expected performance of the experiments will be published in early 2008. According to the published schedule of the lab (also see the LHC plenary talk in this meeting by Lyn Evans [11]) we expect 14 TeV collisions before the end of 2008. While in what follows I focus on the searches for supersymmetry at ATLAS and CMS I must point out that the discovery of supersymmetry only emphasizes the many flavor mysteries that can only be resolved in dedicated flavor experiments, many of which can only be performed at LHCb [12],[13].

2.2 Outline of work towards early discoveries

The preparatory/readiness work on early supersymmetry targeting discoveries at ATLAS can be summarized as follows:

- Data-driven Estimation of Z/W background to SUSY
- Data-driven Estimation of top background to SUSY
- Data-driven Estimation of QCD background to SUSY
- Estimation of Heavy Flavor backgrounds and associated systematic
- Searches and inclusive studies for SUSY events
- Exclusive measurements for SUSY events
- Gaugino direct production
- Studies for gauge-mediated SUSY

Similarly the corresponding CMS program of work is organized as follows:

- Leptonic searches (MSSM template)
 - Search for SUSY in ≥ 1 lepton + E_T^{miss} + jets at 14 TeV in the electron and muon channels ($\mathcal{O}(100 \text{ pb}^{-1})$).
 - in dilepton pairs + E_T^{miss} + jets at 14 TeV in the electron and muon channels ($\mathcal{O}(100 \text{ pb}^{-1})$).
 - Search for SUSY in trileptons + jets at 14 TeV. (1 fb^{-1}).
- Hadronic searches (MSSM template)
 - Search for SUSY in 0 lepton + E_T^{miss} + jets at 14 TeV ($\mathcal{O}(100 \text{ pb}^{-1})$).
 - in $b\bar{b}$ + E_T^{miss} + jets at 14 TeV ($\mathcal{O}(100 \text{ pb}^{-1})$).
- Heavy Stable Charged Particles and photonic searches (GMSB template)
 - Search and reconstruction of heavy stable charged particles at 14 TeV using TOF and dE/dx (500 pb^{-1} , model dependent).
 - Search for GMSB using prompt photons at 14 TeV (500 pb^{-1}).

To orient ourselves in the vast theoretical parameter space, we expect an iterative process of investigative work once the data show excesses that can be briefly outlined as follows ([14]):

- choose well-defined inclusive signatures
- extract some constraints on masses, couplings, spin from decay kinematics and rates

- try to match emerging pattern to tentative template models
- having adjusted template models to measurements, try to find additional signatures to discriminate different options

This program of work calls for “realistic” analyses that prepares the experiments as thoroughly as possible for the real data analyses. It implies identifying and implementing the crucial groundwork in terms of detector understanding, physics object requirements, trigger understanding and requirements, dataset definitions, and potential systematic uncertainties especially at startup. Of particular gravity is the development of methods for extracting backgrounds and particle identification efficiencies from data wherever possible, and the definition of trigger paths (for a summary of the status of trigger at the ATLAS and CMS experiments see [15]) and datasets needed for these measurements.

Both experiments are also carrying out detailed studies aiming at non-supersymmetric exotic model signatures and searches.

3 Discovery signatures

To comply with the measured proton lifetime $\mathcal{O}(10^{33} \text{ yrs})$, a what seems to be *ad-hoc* symmetry is introduced to generic minimal supersymmetric models: R-parity, $R = (-1)^{3(B-L)+2s}$, where for each particle s is the spin, and B and L are the respective baryon and lepton assignments. The consequence of R-parity conservation is a stable lightest supersymmetric particle (LSP) that in most of the models is weakly interacting and provides a fair candidate for a component of the observed dark matter in the universe. Due to the pair of LSPs a characteristic ensemble of signatures contains large missing energy along with high number of jets and leptons. I will highlight some important aspects of analyses related to this “vanilla” type of SUSY searches in what follows. Signatures and searches associated with GMSB or split-SUSY frameworks are reviewed in this meeting and summarized in [16] [17].

3.1 All-hadronic final states with large missing energy

The canonical search and discovery of gluinos and squarks is using the large missing transverse energy plus multi-jet signature. The large missing energy originates from the two LSPs in the final states of the squark and gluino decays. The three or more hadronic jets result from the hadronic decays of the \tilde{q} and/or \tilde{g} . Such an event display at the CMS detector is shown in Figure 1. The search proceeds in a dataset triggered by missing energy and jets, a legendarily notorious dataset in hadron colliders plagued by all types of instrumental and spurious backgrounds. Clean-up methods that invoke the event electromagnetic fraction and event charged fraction as first designed at the Tevatron [18]

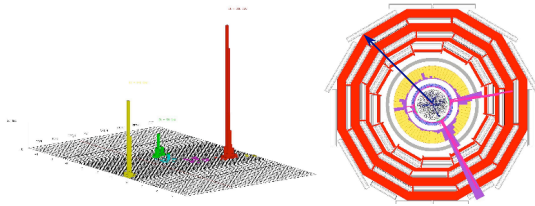


Fig. 1. Event display of SUSY candidate event that survives the requirements of the CMS multijet+missing energy analysis. The three highest E_T jets are 330, 140 and 60 GeV while the missing transverse energy is 360 GeV. (left) Lego $\eta - \phi$ calorimeter display, the three leading jets are color coded red-yellow-green, while the missing energy ϕ is indicated with the red line (right) transverse $x-y$ view, shows relative depositions of the jets in the calorimeter systems as well as the reconstructed tracks and the missing energy vector direction.

are also employed here - the final demonstration of their effectiveness is under study with the detailed simulation of beam halo and cosmic events for example, where the techniques proved to be particularly efficient at the Tevatron.

Due to the very high QCD production cross section the SM background to a large missing transverse energy plus jets data-sample is dominated by QCD production. The observed missing transverse energy in QCD jet production is largely a result of jet mismeasurements and detector resolution. Methods to eliminate QCD events based on angular correlations between the jets and the missing energy are employed as summarized in [19] and the effects of the jet resolution on the tails of the missing energy distribution at [20] and [21].

3.1.1 “Standard Candle” Calibration

The so-called “standard candle calibration” methods are pivotal in extracting the Standard Model background normalization and shapes from the data, in particular with the early data¹. They have also been shown to provide robust predictions in searches at the Tevatron [18]. In what follows I discuss in detail a major standard model candle, the Z^0 boson.

Events with large missing transverse energy and ≥ 3 jets in the final state are expected from $Z(\rightarrow \nu\bar{\nu}) + \geq 3$

¹ Because of their extreme brightness, type Ia supernovae have become part of the cosmological tool kit as “standard candles” used to measure distances to galaxies; we borrow the nomenclature when using clean standard model signals to normalize background predictions to new physics.

jets and $W(\rightarrow \tau\nu) + \geq 2$ jets (the third jet originating from the hadronic τ decay) processes. Additional residual contribution is expected also from $W(\rightarrow \mu\nu)$, $e\nu + \geq 3$ jets. Both ATLAS and CMS are designing a comprehensive normalization program that relies on the $Z +$ multijet data (ATLAS also using the $W +$ jets data) to accurately estimate the W and $Z +$ multijet background contribution in a large E_T^{miss} plus multijet search.

The aim is to normalize the Monte Carlo predictions for events with ≥ 3 jets and Z boson $P_T > 200$ GeV to the observed $Z(\rightarrow \mu\mu) + 2$ jets data sample (where Z boson $P_T > 200$ GeV) via the measured $R = \frac{dN_{events}}{dN_{jets}}$ ratio.

As an example the $Z \rightarrow \mu\mu + \geq 2$ jets with $Z_{PT} > 200$ GeV is used as the “candle” data sample. The selected candle sample dimuon invariant mass is shown in Figure 3 overlaid with the one using the Monte Carlo truth. Both the muon and electron decays of the Z will be used as the standardizable candle, but for the purposes of demonstrating the method, the Z muon decays are chosen. Since the rudimentary calorimetric missing transverse energy is used (as is likely to be the case at the start-up of the experiment), the shape of the E_T^{miss} distribution of the measured the $Z \rightarrow \mu\mu + \geq 2$ jet events will be very close to the shape of the invisible $Z \rightarrow \nu\nu + \geq 2$ jet events as shown in Figure 2.

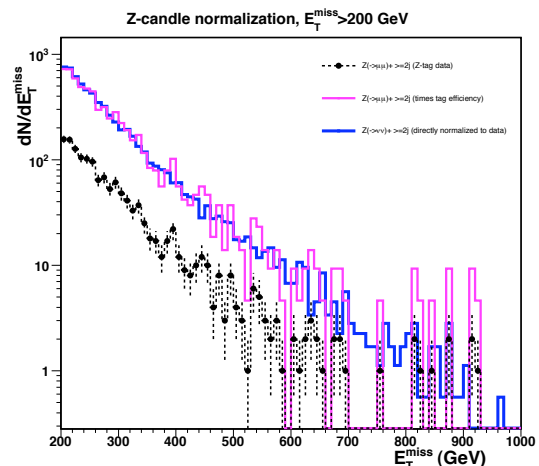


Fig. 2. E_T^{miss} in $Z \rightarrow \mu\mu + \geq 2$ jets candle sample and normalized E_T^{miss} in $Z \rightarrow \nu\bar{\nu} + \geq 2$ jets sample.

The ratio $\rho \equiv \frac{\sigma(pp \rightarrow W(\rightarrow \mu(e)\nu) + jets)}{\sigma(pp \rightarrow Z(\rightarrow \mu^+\mu^-)(e^+e^-) + jets)}$ will be used to normalize the $W +$ jets Monte Carlo predictions. Assuming lepton universality, the predictions for the number of events with $\geq 2-$ and $\geq 3-$ jets from W and Z production and decays to all flavors will be normalized to the $Z(\rightarrow \mu^+\mu^-) + \geq 2$ jets data. By normalizing the MC predictions to data systematic effects in particular at the early data taking stages can be ameliorated.

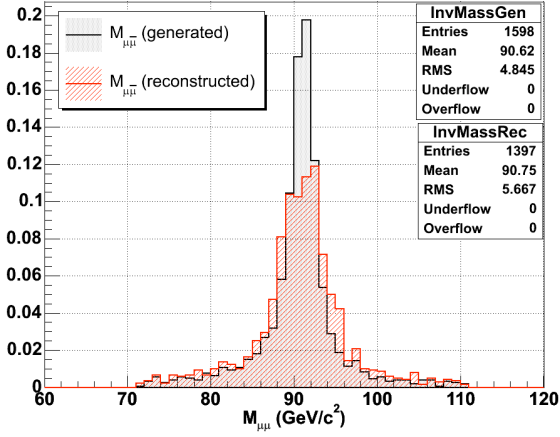


Fig. 3. Reconstructed and generator level Z dimuon invariant mass for $Z \rightarrow \mu\mu + \geq 2$ jets and $E_T^{\text{miss}} > 200$ GeV.

While the Z boson provides a very clean normalization candle both ATLAS and CMS are designing the strategy for the extraction of the top background at start-up also using the data and not relying on the Monte Carlo predictions. The top (see e.g. in [19]) as well as the W provide less clean standard candles (due to ambiguities in their mass reconstruction) but at the LHC their production rate is very high and their role in the discovery plan will be crucial. In all cases the tails of the Standard Model processes such as W , Z , and top QCD associated production, will be enriched with SUSY signal events and the full standard candle program needs to demonstrate robustness against normalizing away the probable signal. The caveats and alerts on QCD associated production at the LHC and the use of the predictions are discussed extensively in the plenary talk and corresponding work of Michelangelo Mangano [22].

3.1.2 Analysis paths for all-hadronic searches

An ATLAS all-hadronic analysis path proceeds as follows:

- $N_{\text{jet}} \geq 4$,
- $p_T^{J1} > 100$ GeV/c & $p_T^{J4} > 50$ GeV/c,
- $S_T > 0.2$,
- $E_T^{\text{miss}} > 100$ GeV & $E_T^{\text{miss}} > 0.2 \times M_{\text{eff}}$,

where N_{jet} , $p_T^{J1(4)}$, S_T and M_{eff} are the number of jets, the transverse momentum of first (fourth) leading jet, the transverse sphericity and the effective mass, respectively. The effective mass is defined as $M_{\text{eff}} = \sum_{i=0}^{i \leq 4} p_T^i + E_T^{\text{miss}}$, where p_T^i is the transverse momentum of i -th leading jet. The analysis path that includes leptons in the final state is similar with the additional selection of events requiring one isolated lepton with p_T larger than 20 GeV and the transverse mass $M_T > 100$ GeV.

A selection path for the all-hadronic CMS analysis is shown in Table 1 with a remark indicating the

reason and aim of each selection step. Notice that although the analysis is inclusive we introduce a number of steps targeting the cleanup of the dataset. These steps (e.g Event Electromagnetic Fraction (EEMF), Event Charged Fraction (ECHF)) are more than 90% efficient in the Monte Carlo studies both for the signal and the backgrounds but they are expected to eliminate instrumental spurious backgrounds in the real data. To reduce the large Standard Model background contribution mainly from $W(\rightarrow l\nu) + jets$, $Z(\rightarrow \ell\ell) + jets$ and $t\bar{t}$ production and decays an indirect lepton veto (ILV) scheme is designed that uses the tracker and the calorimeter. The aim of the ILV is twofold: a) to retain large signal efficiency b) to achieve large rejection of the $W, Z, t\bar{t}$ backgrounds as shown in table 2. The final signal and background yield for 1 fb^{-1} is given in table 3.

Table 1. The $E_T^{\text{miss}} + \geq 3$ jets SUSY search analysis path. $H_T = \sum_{i=2}^4 p_T^i + E_T^{\text{miss}}$, for the event electromagnetic and charged fraction variables as well as the indirect lepton veto see [21], [23].

Requirement	Remark
Level 1	L1 trigger efficiency parameterization
HLT, $E_T^{\text{miss}} > 200$ GeV	trigger/signal signature
primary vertex (PV) ≥ 1	primary cleanup
$EEMF \geq 0.175$, $ECHF \geq 0.1$	primary cleanup
$N_j \geq 3, \eta_d^{1j} < 1.7$	signal signature
$\delta\phi_{\text{min}}(E_T^{\text{miss}} - jet) \geq 0.3$ rad,	
$R1, R2 > 0.5$ rad,	
$\delta\phi(E_T^{\text{miss}} - j(2)) > 20^\circ$	QCD rejection
$Iso^{\text{trk}} = 0$,	ILV (I)
$E MF(j1), E MF(j2) < 0.9$	ILV (II), W/Z/tt rejection
$E_{T,j(1)} > 180$ GeV, $E_{T,j(2)} > 110$ GeV,	
$H_T > 500$ GeV	S/B optimization
SUSY LM1 signal efficiency 13%	

In Figure 4 the results are shown for the inclusive all-hadronic $E_T^{\text{miss}} + \geq 3$ jets search at CMS (top), the all hadronic $E_T^{\text{miss}} + \geq 4$ jets search at ATLAS (bottom left), and the $E_T^{\text{miss}} + \geq 4$ jets + 1 isolated lepton search at ATLAS (bottom right) for 1 fb^{-1} .

Due to the QCD Monte Carlo limited statistics to derive the QCD background component the analysis path is followed without the topological QCD cleanup requirements and ILV requirements. The estimate is based on factorizing the clean-up and ILV efficiency, assuming them uncorrelated with the rest of the analysis requirements and using a parameterization of it as a function of the E_T^{miss} for the large E_T^{miss} tails.

3.2 Leptonic signatures with large missing energy

Signatures with leptons, jets and missing energy provide both discovery and characterization channels for SUSY. Leptons are produced in the decays of charginos and neutralinos; their kinematic and topological characteristics as well as their multiplicities including flavor and charge can point towards the production types and rates (i.e. mass hierarchies) of the squarks and

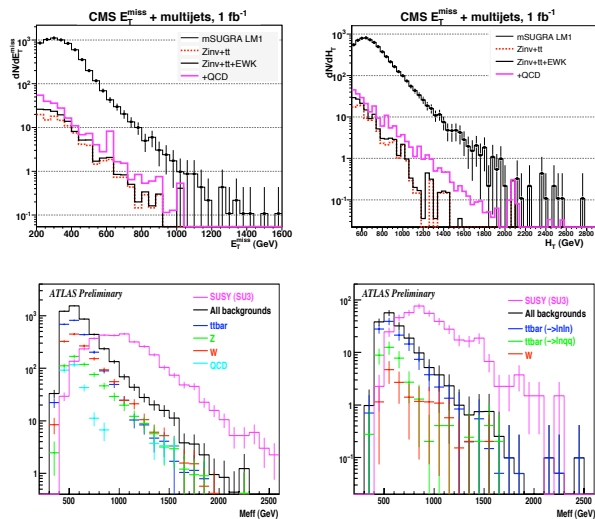


Fig. 4. (top) E_T^{miss} and H_T distributions in the all-hadronic CMS analysis. (bottom) The M_{eff} distributions for no-lepton (left) and single lepton (right) signatures in ATLAS. All for integrated luminosity of 1fb^{-1} .

Table 2. Cumulative selection efficiency after each requirement in the E_T^{miss} +multijets analysis path for major Standard Model backgrounds. (EWK refers to $W/Z, WW/ZZ/ZW$).

Cut/Sample	Signal	$t\bar{t}$	$Z(\rightarrow \nu\bar{\nu}) + \text{jets}$	EWK + jets
All (%)	100	100	100	100
Level-1	92	40	99	57
HLT	54	0.57	54	0.9
PV	53.8	0.56	53	0.9
$N_j \geq 3$	39	0.36	4	0.1
$ \eta_d^{1st,J} \geq 1.7$	34	0.30	3	0.07
$EEMF \geq 0.175$	34	0.30	3	0.07
$ECHF \geq 0.1$	33.5	0.29	3	0.06
QCD angular	26	0.17	2.5	0.04
$I_{so}^{\text{lead } t\bar{t}k} = 0$	23	0.09	2.3	0.02
$EMF(j1), EMF(j2) \geq 0.9$	22	0.086	2.2	0.02
$P_{T,1} > 180 \text{ GeV}, P_{T,2} > 110 \text{ GeV}$	14	0.015	0.5	0.003
$H_T > 500 \text{ GeV}$	13	0.01	0.4	0.002
	1/fb			
$H_T > 500 \text{ GeV}$	6319	53.9	48	33

Table 3. All-hadronic selected low mass SUSY and Standard Model background events for 1fb^{-1} from CMS

Signal (LM1)	6319
$t\bar{t}$ /single t	56.5
$Z(\rightarrow \nu\bar{\nu}) + \text{jets}$	48
$(W/Z, WW/ZZ/ZW) + \text{jets}$	33
QCD	107

gluinos and the composition of the LSP. Traditionally invariant masses that involve dileptons and leptons+jets have been used at the LHC for the mass reconstruction using large integrated luminosity. These studies are currently being worked for the early data and additional measurables are being introduced. The measurement and understanding of the trigger, lepton identification efficiencies and acceptance as well as fake rates are prerequisites for the lepton involving

signatures to be rendered useful beyond the discovery stage. In Figure 5 an ATLAS low mass SUSY study is demonstrating the kinematic edge of the dilepton invariant mass $M_{\ell\ell}$. The edge is a measure of mass differences between the sparticles that are involved in the decay (here the $\tilde{\chi}_2^0, \tilde{\ell}_R$ and $\tilde{\chi}_1^0$ with $M_{\ell\ell}^{\text{max}} = M(\tilde{\chi}_2^0) \sqrt{1 - \frac{M^2(\tilde{\ell}_R)}{M^2(\tilde{\chi}_2^0)}} \sqrt{1 - \frac{M^2(\tilde{\chi}_1^0)}{M^2(\tilde{\ell}_R)}}$). Similar edges are shown in Figure 7 from CMS and ATLAS in different parts of the mSUGRA parameter space.

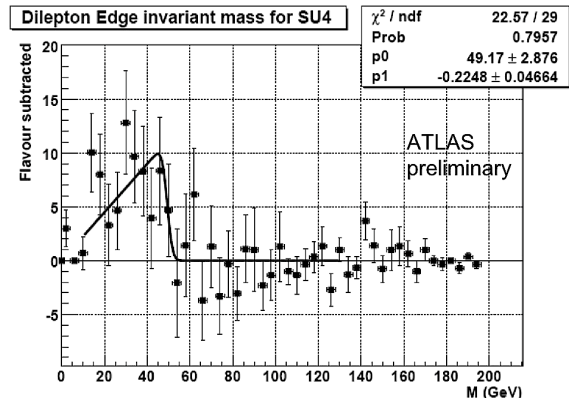


Fig. 5. The dilepton invariant mass distribution for a full simulation sample of an ATLAS low mass benchmark SUSY point with an integrated luminosity of 350pb^{-1} . A triangular function convoluted with a Gaussian is used in the fit to estimate the edge position. Note that the signal significance is well over 5σ significance with only 100pb^{-1} [24].

Note that top, bottom, Z and W in the decays of sparticles (i.e. non-direct Standard Model production) in leptonic final states can also point towards rates and mass hierarchies of the SUSY (or other BSM) particles produced.

4 The LHC SUSY Search, Orientation and Navigation Tool-Kit

4.1 Excesses as a function of luminosity

The CMS and ATLAS collaborations have published their physics performance reviews [23], [25]. A rough summary of the 5σ reach and the corresponding channels/analyses are given below (using the results from the most recent available results) in a format of what a publication might look like if/when such an excess is observed ²:

² There is a level of absurdity in the listing as presented here, however it is illustrative of the daunting task that the experiments will be faced with when trying to interpret and cross-interpret the possible variety of signals they might observe, as these emerge; note that the luminosity values in parenthesis are rounded for the purposes of illustration and calculated with assumptions on the systematics

- Search for SUSY (Evidence for excess) in ≥ 1 lepton + E_T^{miss} + jets at 14 TeV in the electron and muon channels (100 pb^{-1}).
- Search for SUSY (Evidence for excess) in opposite sign dilepton pairs + E_T^{miss} + jets at 14 TeV in the electron and muon channels (20 pb^{-1})
- Search for SUSY (Evidence for excess) in same-sign dilepton pairs + E_T^{miss} + jets at 14 TeV in the electron and muon channels (200 pb^{-1})
- Search for SUSY (Evidence for excess) in Z^0 leptonic decays+ E_T^{miss} + jets at 14 TeV in the electron and muon channels (100 pb^{-1})
- Search for LVF SUSY (Evidence for excess) in $e + \mu$ final state at 14 TeV (500 pb^{-1})
- Search for SUSY (Evidence for excess) in trileptons at 14 TeV. ($\sim \text{fb}^{-1}$)
- Search for SUSY (Evidence for excess) in 0 lepton + E_T^{miss} + jets at 14 TeV (10 pb^{-1})
- Search for SUSY (Evidence for excess) in $b\bar{b}$ + E_T^{miss} + jets at 14 TeV (100 pb^{-1})
- Search for SUSY (Evidence for excess) in top hadronic decays+ E_T^{miss} at 14 TeV (200 pb^{-1})
- Search for SUSY (Evidence for excess) in opposite-sign ditau + E_T^{miss} at 14 TeV (200 pb^{-1})
- Search for GMSB (Evidence for excess) in prompt photon final states at 14 TeV (500 pb^{-1})
- Search for GMSB (Evidence for excess) in non-pointing photons at 14 TeV (1 fb^{-1})
- Search and reconstruction of heavy stable charged particles at 14 TeV using TOF and dE/dx (500 pb^{-1})
-

Grouping the signatures for the sake of this discussion we still have a large listing of probable “fast” signals:

- canonical inclusive
 - jets+ E_T^{miss} (no lepton)
 - jets+ ℓ + E_T^{miss}
 - same-sign dilepton + E_T^{miss}
 - opposite-sign same flavor dielectron and dimuon + E_T^{miss}
- higher reco object inclusive
 - Z + E_T^{miss}
 - t hadronic + E_T^{miss}
 - $h^0(bb)$ + E_T^{miss}

The matter in question is how exactly do we disentangle the emergent patterns in the observations (if/when excesses are observed) in order to get a direction towards the underlying mechanisms beyond the standard model. I like to depict this graphically in the form of Figure 6.

The question is synonymous to the “inverse LHC problem” attacked with “footprint” approaches [26], MARMOSETs [27] and other strategies that include full-event harvest [28], multivariate sophisticated analyses with decision trees[29], spin-prints [30], [31] as well as systematic understanding of the SUSY available kinematics and topologies [32], and defining a strategy for distinguishing “look-alike” variations within SUSY itself and other frameworks [33]. I give in Figure 7 a

- sometimes conservative and always referring to an understanding of the detector with 1 fb^{-1} .

is it an amoeba or is it Sharon Stone?
decoding the compositions of primary constituents



Fig. 6. Just like decoding DNA we have to decode the signals we will observe. And we do expect more similarities than differences, so fast discrimination will require smart and simple measurements

set of possible reconstructed mass edges and “bumps” that might emerge with early data at ATLAS and CMS.

In figure 8 I give the recoil mass spectrum associated with the then (1976) newly discovered charmed mesons in e^+e^- annihilation at SPEAR [34]. The study, interpretation and predictions based on these measurements were published concurrently [35] and involved threshold, form factor, spin-effects and mass splitting analysis. The interpretation template then was the charm hypothesis. As Michelangelo Mangano pointed out this is possibly the closest Standard Model example that could illustrate the least we foresee to be faced with regarding discoveries and patterns to be interpreted with the early data at the LHC. One of the difficulties now is that the interpretation templates are infinite.

Nevertheless, the study of the questions of the type that follows could point us to a direction:

- if excess of SS dileptons $\rightarrow ?$
- if $++ / -- = 2 \rightarrow ?$
- if excess if OS dileptons $\rightarrow ?$
- if triangle in dilepton invariant mass $\rightarrow ?$
- if double triangle $\rightarrow ?$
- if no triangle $\rightarrow ?$
- if Z^0 and no triangle $\rightarrow ?$
- if Z^0 and triangle $\rightarrow ?$
- jet and lepton object counting and ratios (i.e. $3j/4j/5j/6j, 1\ell/2\ell/3\ell/4\ell$), $\rightarrow ?$
- ...

5 Concluding Remarks

Our current and extrapolated status-of-being as a field is summarized very eloquently in this meeting by the introductory talk “Anticipating a New Golden Age” of Frank Wilczek [36]. I would like to make a few very obvious comments here.

1. Although we cannot predict the experimental data at the LHC we do build a strong preparatory program of analysis strategies for the potential discovery physics search, navigation and orientation.

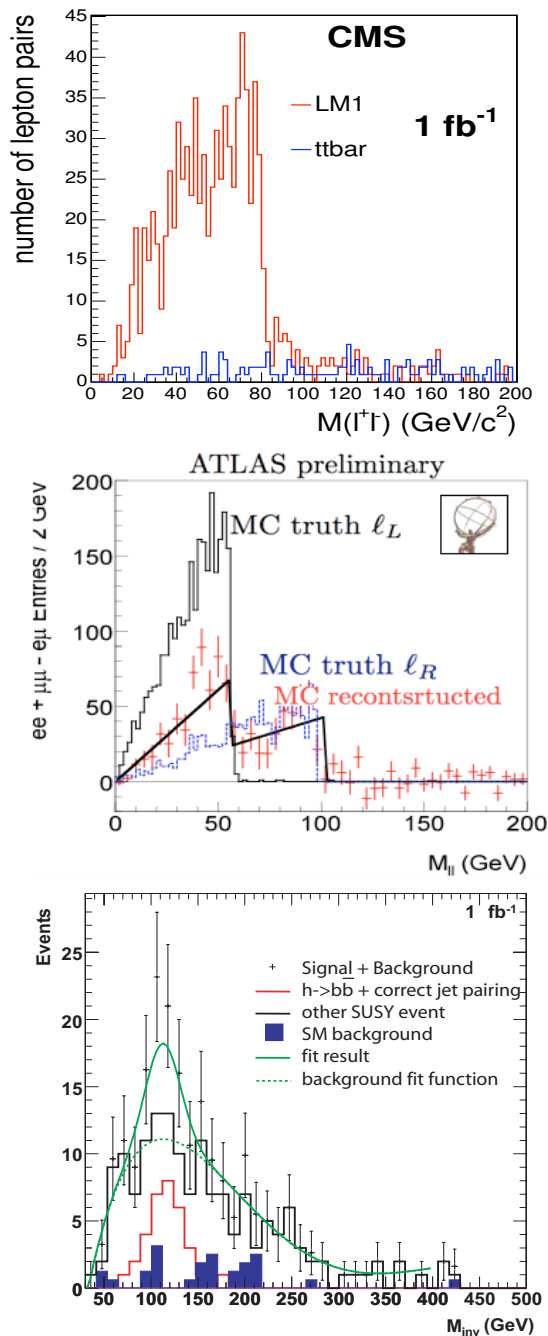


Fig. 7. How will we use different observations to navigate the parameter space at start-up? What are the optimal measurables at start-up that will help piece-together a direction? (top) dilepton invariant mass from a CMS SUSY benchmark point analysis, (middle) similar from ATLAS, (bottom) $b\bar{b}$ invariant mass from a CMS SUSY benchmark point analysis.

2. Within this preparatory program we observe anew the strong concilience between theory and experiment.
3. The emergent confluence between cosmological—especially on the dark matter, and particle physics data presents us with a real reciprocity. The relic density for a given dark matter candidate cannot

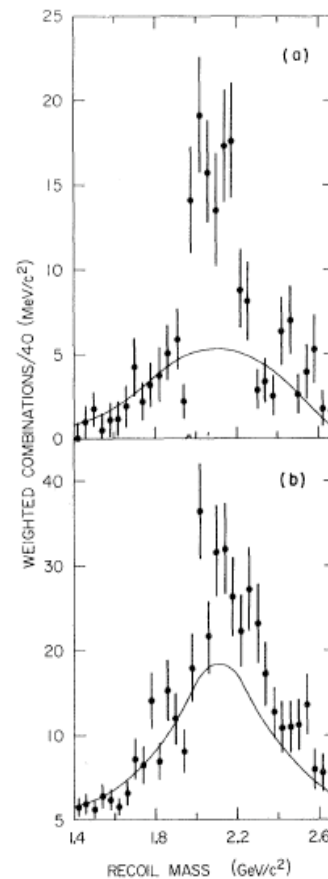


Fig. 8. Recoil spectra for combination in the $K\pi$ and $K\pi\pi\pi$ peaks from [34].

be directly measured, it must be calculated and this requires knowledge of its mass and its interactions that are relevant to how it annihilates in the early universe. Both the cosmology standard model and all the beyond the particle physics standard model scenarios have large “terra incognita” sectors: the exercise of constraining cosmology using assumed beyond the standard model physics frameworks (and data from direct DM searches) and vice-versa will be a major part of the physics program at the LHC (see also the DM discussion in [36]).

4. Based on our current knowledge, supersymmetry is the most plausible theory to extend the Standard Model in the TeV scale and should have already been observed in the LEP, Tevatron or low energy data. The searches at the LHC use various subsets of supersymmetric points in the vast parameter space as templates to provide a signature space that is well studied in preparation for the much anticipated confusing multitude of SUSY-mutant features in the data (as opposed to studying a few points in the mSUGRA³ parameter space).

³ Note that using the formulation of [4] mSUGRA is equivalent to the constrained CMSSM model, see also [37].

5. Finally I would like to close with a few words of caution: In my talk at this meeting I showed how the different modern SUSY spectra calculators that we use in the LHC experiments give different results in particular corners of the parameter space and for small variations of standard model input values (I used the top mass as an example). While there is a lot of progress, there is also a lot of work remaining for a consistent implementation of SUSY multi-body decays and SUSY QCD associated production. Similar caution was raised by Michelangelo Mangano [22] on most all the standard model QCD associated production. We will use the data to calibrate the standard model but it is important to design exactly how we will do this given that the data will be contaminated by discoveries.

Acknowledgements

I would like to thank especially Wim De Boer, Luc Pape, Shoji Asai, David Costanzo, Michelangelo Mangano, Gordy Kane, Joe Lykken and the CMS and ATLAS collaborations.

References

1. J. Wess and B. Zumino, Nucl. Phys. **B70**, 39 (1974).
2. P. Fayet and S. Ferrara, Phys. Rept. **32**, 249 (1977).
3. R. Barbieri, Riv. Nuovo Cim. **11N4**, 1 (1988).
4. L. J. Hall, J. D. Lykken, and S. Weinberg, Phys. Rev. **D27**, 2359 (1983).
5. P. Ramond, Phys. Rev. **D3**, 2415 (1971).
6. B. Andersson, G. Gustafson, G. Ingelman, and T. Sjostrand, Phys. Rept. **97**, 31 (1983).
7. T. Sjostrand, Comput. Phys. Commun. **27**, 243 (1982).
8. D. J. Gross and F. Wilczek, Phys. Rev. Lett. **30**, 1343 (1973).
9. H. D. Politzer, Phys. Rev. Lett. **30**, 1346 (1973).
10. R. D. Field and R. P. Feynman, Nucl. Phys. **B136**, 1 (1978).
11. L. Evans, The status of the LHC, SUSY07 Karlsruhe, <http://indico.cern.ch/sessionDisplay.py?contribId=76&sessionId=143&confId=6210>.
12. M. Lenzi, (2007), arXiv:0710.5056 [hep-ex].
13. J. Blouw, (2007), arXiv:0710.5124 [hep-ex].
14. Polesselo, G. and Spiropulu, M., LHC: from first data to SUSY, <http://susy06.physics.uci.edu/talks/p/polesello.pdf>.
15. A. De Santo, Trigger strategies for SUSY searches at the LHC, arXiv:0710.4161 [hep-ex], 2007.
16. P. Zalewski, Search for GMSB NLSPs at LHC, 2007, arXiv:0710.2647 [hep-ph].
17. S. Bressler, R-Hadron and long lived particle searches at the LHC, 2007, arXiv:0710.2111 [hep-ex].
18. A. A. Affolder *et al.*, Phys. Rev. Lett. **88**, 041801 (2002), hep-ex/0106001.
19. M. Tytgat, SUSY Searches in All-Hadronic States with Large MET at the LHC, 2007, arXiv:0710.1013 [hep-ex].
20. S. Yamamoto, Strategy for early SUSY searches at ATLAS, 2007, arXiv:0710.3953 [hep-ex].
21. T. Yetkin and M. Spiropulu, Acta Phys. Polon. **B38**, 661 (2007).
22. Michelangelo Mangano, Standard Model Backgrounds to SUSY searches, SUSY07 Karlsruhe, <http://indico.cern.ch/getFile.py/access?contribId=81&sessionId=276&resId=0&materialId=slides&confId=6210>.
23. G. L. Bayatian *et al.*, J. Phys. **G34**, 995 (2007).
24. N. Ozturk, SUSY Parameters Determination with ATLAS, 2007, arXiv:0710.4546 [hep-ph].
25. ATLAS Collaboration, CERN-LHCC-99-15 (1999) , 995 (2008).
26. N. Arkani-Hamed, G. L. Kane, J. Thaler, and L.-T. Wang, JHEP **08**, 070 (2006), hep-ph/0512190.
27. N. Arkani-Hamed *et al.*, MARMOSET: The Path from LHC Data to the New Standard Model via On-Shell Effective Theories, 2007, hep-ph/0703088.
28. H.-C. Cheng, J. F. Gunion, Z. Han, G. Marandella, and B. McElrath, Mass Determination in SUSY-like Events with Missing Energy, 2007, arXiv:0707.0030 [hep-ph].
29. J. Conrad and F. Tegenfeldt, JHEP **07**, 040 (2006), hep-ph/0605106.
30. A. J. Barr, Phys. Lett. **B596**, 205 (2004), hep-ph/0405052.
31. A. J. Barr, JHEP **02**, 042 (2006), hep-ph/0511115.
32. L. Pape and F. Moortgat, in preparation.
33. J. Hubisz *et al.*, in preparation.
34. G. Goldhaber *et al.*, Phys. Rev. Lett. **37** (1976).
35. A. De Rujula *et al.*, Phys. Rev. Lett. **37** (1976).
36. F. Wilczek, Anticipating a New Golden Age, 2007, arXiv:0708.4236 [hep-ph].
37. J. Lykken, Physics at the energy frontiers, http://chep.knu.ac.kr/lp07/htm/s11_01.01.htm, 2007, Lepton-Photon 2007.