

# Chaos in an intermittently driven damped oscillator

Manu. P. John\* and V. M. Nandakumaran†

*International School of Photonics,  
Cochin University of Science and Technology,  
Cochin 682 022, India*

(Dated: November 5, 2018)

We observe chaotic dynamics in a damped linear oscillator, which is driven only at certain regions of phase space. Both deterministic and random drives are studied. The dynamics is characterized using standard techniques of nonlinear dynamics. Interchanging roles of determinism and stochasticity is also considered.

PACS numbers: 05.45.-a, 05.45.Pq, 05.45.Xt

**Driven damped linear oscillator is one of the well studied systems that occur in a variety of physical problems. Here we consider a modified version of this system. We investigate a damped linear oscillator coupled to a drive with the coupling effective only when the phase space trajectory is inside a small strip. At the onset of chaos the driving events become intermittent. We also replaced the deterministic drive with a stochastic drive. Here the drive assumes a random value, each time the trajectory visits the strip. Surprisingly, substitution of random forcing instead of a deterministic drive also gives rise to a similar chaotic behavior. This reveals yet another close relation between the determinism and randomness in nature.**

## I. INTRODUCTION

The past three decades in theoretical physics have seen great advancements in the study of chaos in deterministic systems [1]. Chaos in mathematical as well as experimental models has been studied extensively. Chaotic behavior is usually associated with nonlinear dynamical systems. Nonlinearities associated with the dynamics produce irreversible stretching and folding of the phase space manifolds. Due to such stretching and foldings, small but unavoidable errors grows exponentially fast leading to chaos in a well defined sense.

It is generally know that continuous linear systems cannot exhibit chaotic time evolution. However recently it has been shown that chaotic behavior can occur in systems without explicit non linearities. Hirata et. al [2] have shown that continuous chaotic wave forms can be constructed by the superposition of certain pulse basis functions. In a linear second order filter driven by randomly polarized pulses chaotic behavior is observed when

the time series is viewed backwards in time [3]. Further they have shown that by reversing the time series, folded band chaos similar to Rossler attractor can also be synthesized [4]. Even if the time reversal is not physical, this reveals the importance of pure randomness which is associated with chaotic behavior.

In the present work we study a weakly damped driven linear oscillator where the oscillator and the drive are coupled only when the trajectory is in a thin strip in the phase space. Such a system exhibits interesting results that clarify the relationship between determinism and randomness.

## II. BASIC MODEL

The driven damped linear oscillator is well known and is important in almost all branches of physical science. The dynamics of this system satisfies the equation,

$$\frac{d^2x}{dt^2} + \gamma \frac{dx}{dt} + \Omega^2 x = a \sin(\omega t). \quad (1)$$

The parameters in the equation are  $\gamma$ , the damping coefficient,  $\Omega$ , the angular frequency of the oscillator and  $\omega$  the frequency of the drive. Such a system shows periodic behavior after the initial transients have vanished.

Our basic model is in which the system is driven only in a thin strip of the phase space. When not driven, the oscillator performs a damped motion and the drive runs freely. First we consider a deterministic drive. The dynamics is characterized using standard techniques. Also the behavior under parameter variations is studied. Later we discuss the effect of replacing the deterministic driving term with a stochastic one.

## III. DETERMINISTIC DRIVING

### A. Dynamical equations

The equation 1 modified accordingly by the addition of a new term  $\mu(s, x)$  as,

$$\frac{d^2x}{dt^2} + \gamma \frac{dx}{dt} + \Omega^2 x = \mu(s, x) a \sin(\omega t) \quad (2)$$

\*Electronic address: manupj@cusat.ac.in

†Electronic address:

nandak@cusat.ac.in;

URL: <http://www.photonics.cusat.edu>

where,

$$\mu(s, x) = \begin{cases} 1 & \text{if } |x| \leq s \\ 0 & \text{otherwise.} \end{cases} \quad (3)$$

Such a modification essentially makes the system nonlinear because  $\mu(s, x)$  can be written in terms of a complete set of orthogonal functions  $\phi_n(x)$  as,

$$\mu(s, x) = \sum_{n=-\infty}^{n=+\infty} c(n, s)\phi_n(x), \quad (4)$$

Thus with a deterministic drive, what the dynamical equations represents is legitimate deterministic system in every sense.

### B. Numerical results

Numerical simulations were done using the Runge-Kutta algorithm with a step size of  $10^{-3}$ . We choose the following values for the parameters:  $\Omega = 1.0$ ,  $\gamma = 0.1$ ,  $\omega = 0.3$ ,  $s = 0.1$  and  $a = 2.5$  Fig.1 shows the phase space plot of the system. Note that there is a discontinuity in a strip of width  $2S$  near 0 in the the phase space, where the oscillator is coupled to the drive. A closer view of the strip is given in Fig. 2. It can be seen that the trajectories that approach the origin may either cross the strip with or without considerable modifications, or it may get reversed. Fig. 3 shows the time series  $x(t)$  of the system. The amplitude of oscillations, and the number of oscillations between two consecutive crossing of the strip are irregular. This corresponds to the phase space dynamics which consists of reflections in the strip and transitions which modify the trajectories. The power spectrum as shown in Fig. 5 is broad which confirms the aperiodic behavior in time. Varying the parameters  $\gamma$  and  $S$ , the system exhibits both chaotic and periodic oscillations. From bifurcation diagrams that is given in Fig. 6 and Fig. 7, it can be seen that the chaotic behavior disappear for higher values of  $\gamma$  and  $S$ . Also note that  $S \sim 1$  is a transition to the case of an ordinary driven damped linear oscillator, where no chaotic behavior is expected.

Lyapunov exponents were calculated from the time series using *DATAPLORE*<sup>®</sup>. Embedding in three dimensions, largest Lyapunov exponent is 3.19 and the Kaplan-Yorke dimension was found to be 2.148. The attractor was reconstructed using the delayed coordinates. The reconstructed (with time delay  $\Delta t = 0.25s$ ) attractor given in fig. 4 is similar in appearance to other chaotic systems.

## IV. RANDOM DRIVING

### A. Dynamical equations

Random forcing is achieved by the drive assuming a random value  $\xi$  each time the phase space trajectory enters the strip. The amplitude of forcing  $\xi$  is Gaussian random variable with variance  $\sigma^2 = \frac{1}{\sqrt{2}}$  and zero mean. We define  $\chi(s, x)$  as follows,

$$\chi(s, x) = \begin{cases} \xi & \text{if } |x| \leq s \\ 0 & \text{otherwise.} \end{cases} \quad (5)$$

Retaining  $\mu(s, x)$  defined as in eq. 2 for comparison, the dynamical equation is,

$$\frac{d^2x}{dt^2} + \gamma \frac{dx}{dt} + \Omega^2 x = a\mu(s, x)\chi(s, x) \quad (6)$$

### B. Numerical results

When the oscillator is driven randomly, it is found, that the attractor is still chaotic with largest Lyapunov exponent equals 2.92 and a Kaplan-Yorke dimension of 2.31 when embedded in three dimensions. The dynamics in phase space is similar to that of a deterministic drive as shown in Fig. 10 The reconstructed attractor (with time delay  $\Delta t = 0.25s$ ) given in Fig. 11 is similar to the one that is obtained with a deterministic evolution.

## V. DISCUSSION

The effect of a forcing on the dynamics can depend on many factors. The most important are the amplitude and the time for which such a forcing persists. With Eq. 2 the dynamics of the system in terms of phase space variables is well defined. The only degree of freedom available for an irregular behavior is through the time intervals: in which the system is driven and is not driven. At the onset of chaos it can be seen from Fig. 8 that the durations for which the driving persists is highly irregular. Also irregular is the intervals in which the system is not driven. This intermittent nature of the drive and irregular durations of the driving events is the only source of irregularities for a dynamics which is linear in every region of phase space. From Fig. 9 it can be seen that the random forcing applied to the oscillator also persists for irregular durations. Stochasticity as such is a source for irregularities in a system. But it may not be the same as the topological structure of an attractor demands. There, the intermittent driving and irregular driving durations play a significant role. It modifies the irregularities associated with the driving suitable for chaotic dynamics in the system. The durations for which the system is not driven is also irregular in a similar manner. Thus intermittency is significant to the chaotic behavior due

to its role in synthesizing or seasoning the complexities that occur in the dynamics.

The damped oscillator, together with its drive, have got another very fundamental similarity with deterministic chaos. The phase space of a chaotic system is dense in periodic orbits, or, it contain infinitely many periodic orbits. None of these periodic orbits are stable, but they significantly influence the evolution of a system in the phase space. This aspect is important in considering the anatomy of the chaotic behavior exhibited by the system under consideration. Different periodicity arise due to different number of reflections and transmissions. The drive acts as the triggering mechanism for reflections or transmissions in the strip which facilitates smooth transitions between orbits of various periodicity. This is also the reason why the attractor structure remains similar under both deterministic and periodic driving. Though Physically similar, two driving schemes are completely different in a mathematical sense. Thus intermittently driven pendulum is an example where determinism can mimic stochasticity.

## VI. CONCLUSION

To summarize, we have shown that weakly damped linear driven oscillator can exhibit chaotic behavior if the coupling between the drive and the oscillator are applied only at a narrow region of the phase space. Similar chaotic behavior can be observed with a purely random drive. Physically similar mechanism exists for such a behavior, though mathematically they are different. We hope that work has revealed yet another relation between randomness and determinism in nature.

## VII. ACKNOWLEDGEMENTS

One of the author(MPJ) acknowledges the council of scientific and industrial research (**CSIR**), New Delhi for financial support through a senior research fellowship (**SRF**). We also thank M. Lakshmanan for fruitful discussions.

- 
- [1] K. T. Alligood, T. D. Sauer and J. A. Yorke, *Chaos an introduction to dynamical systems*,(Springer-Verlag, New York, 1997).
- [2] Y. H. and K. Judd, "Constructing dynamical systems with specified symbolic dynamics", *Chaos* **15**, 33102 (2005).
- [3] N. J. Corron, S. T. Hayes, S. D. Pethel and J. N. Blakely,

- "Chaos without Nonlinear Dynamics", *Phys. Rev. Lett.* **97**, 24101(2006).
- [4] N. J. Corron, S. T. Hayes, S. D. Pethel and J. N. Blakely, "Synthesizing folded band chaos", *Phys. Rev. E* **75**, 45201(2006).

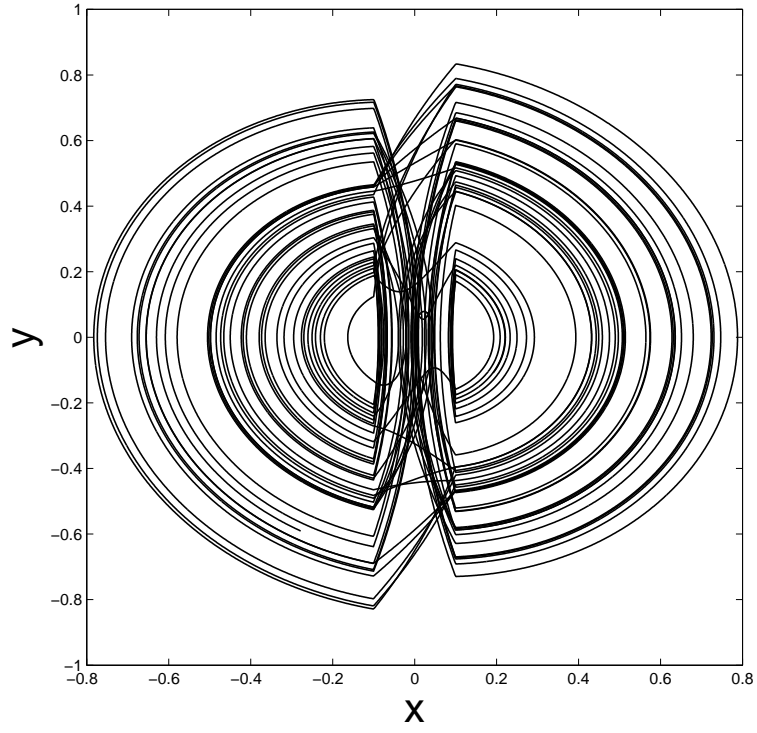


FIG. 1: Phase space trajectory of the oscillator.

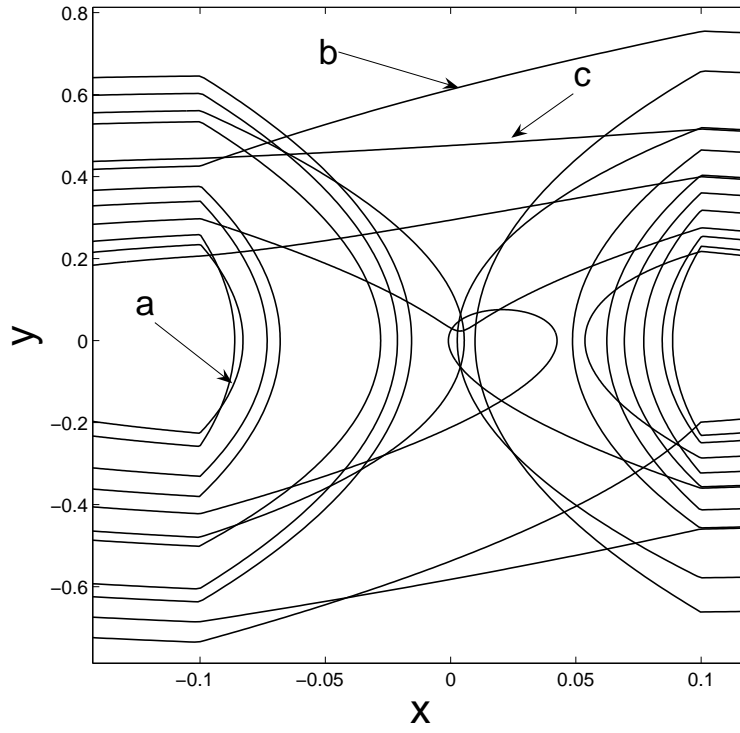


FIG. 2: Close view of the strip. Note the trajectories: a) reverse direction b) cross the strip but suffers deformation, c) cross the strip with out considerable modification.

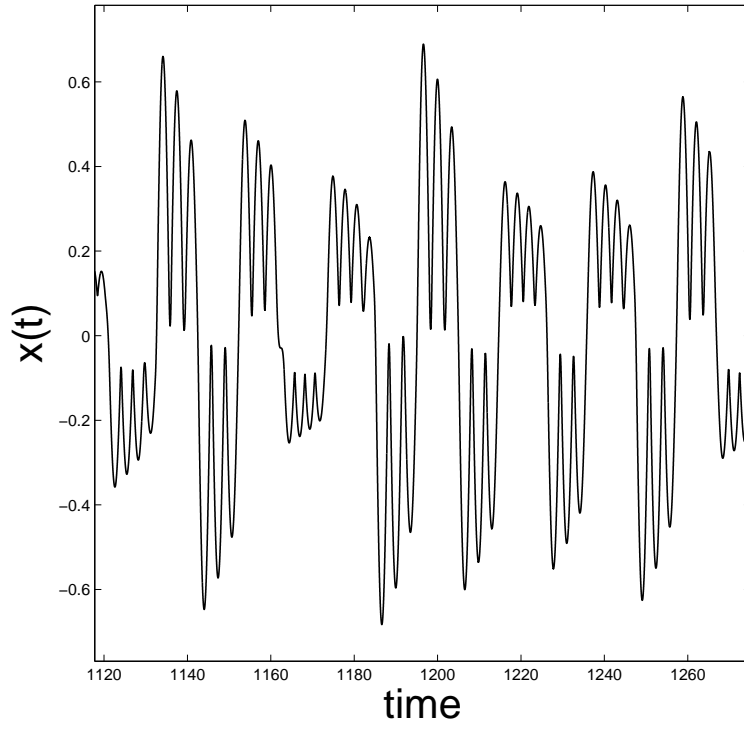


FIG. 3: Time series of the system.

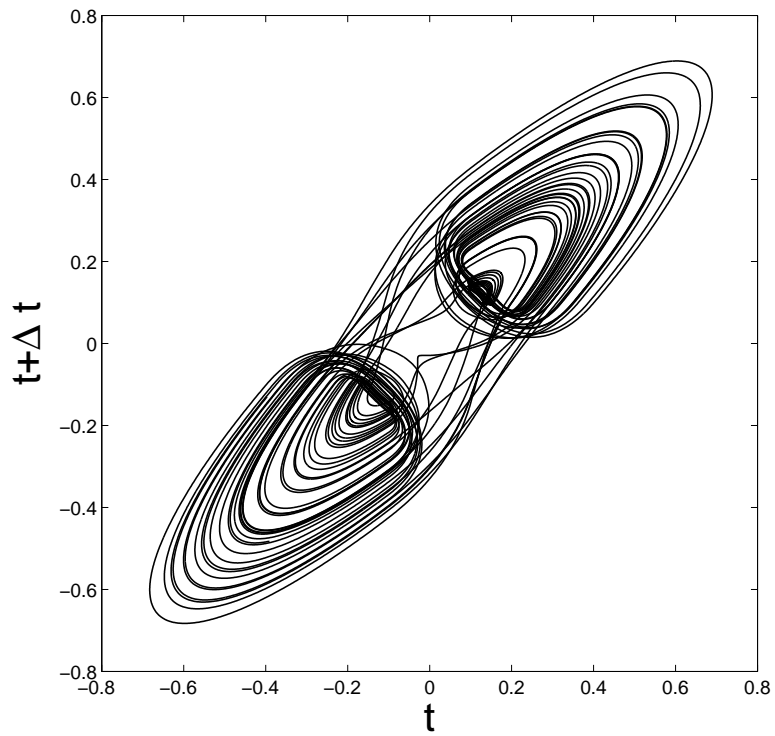


FIG. 4: The delay reconstructed attractor.

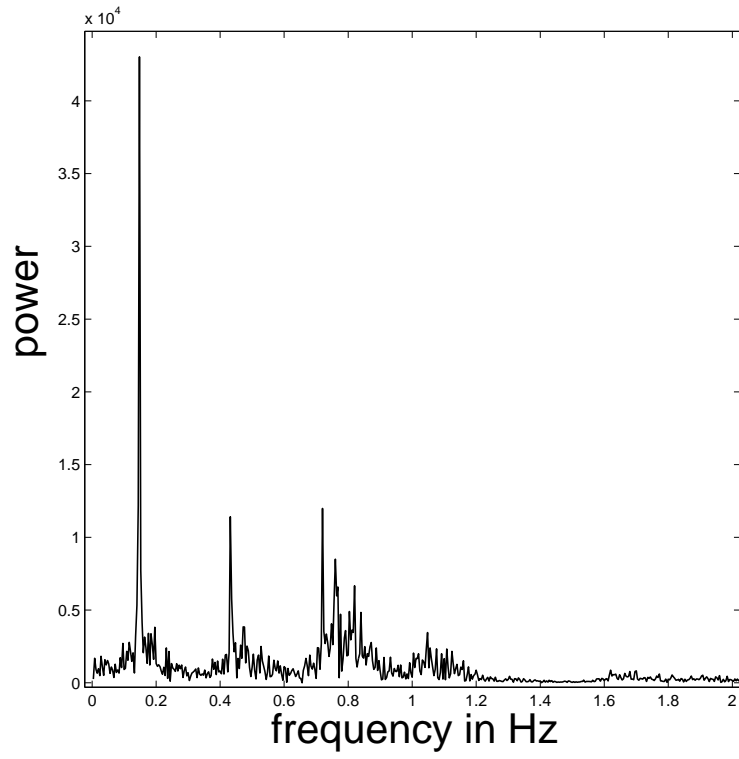


FIG. 5: Power spectrum of the time series  $x(t)$ .

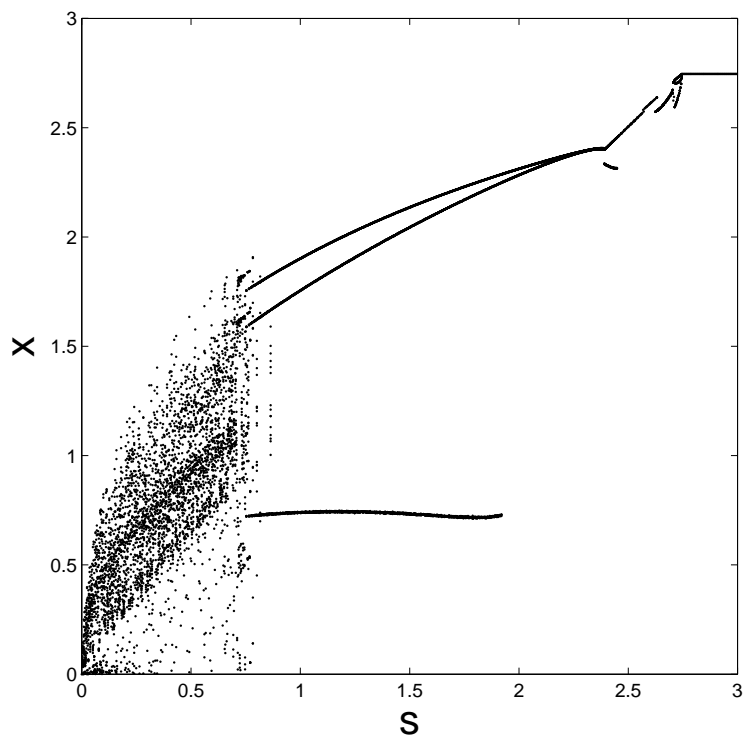


FIG. 6: Bifurcation diagram obtained by varying the strip width  $S$ . Chaotic behavior disappears as the width of the strip is increased.

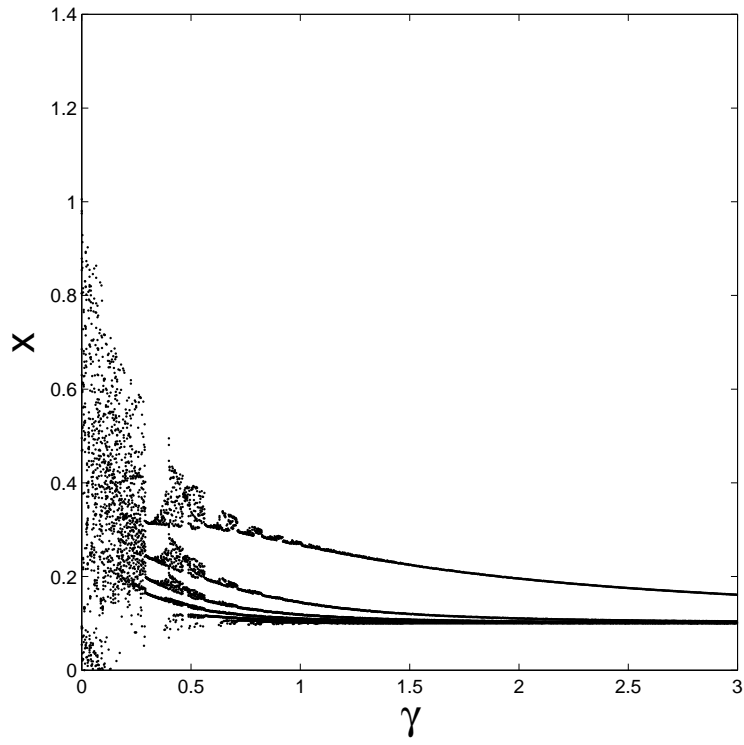


FIG. 7: Bifurcation diagram obtained by varying the damping coefficient  $\gamma$ . Chaotic behavior is suppressed as the damping is increased.

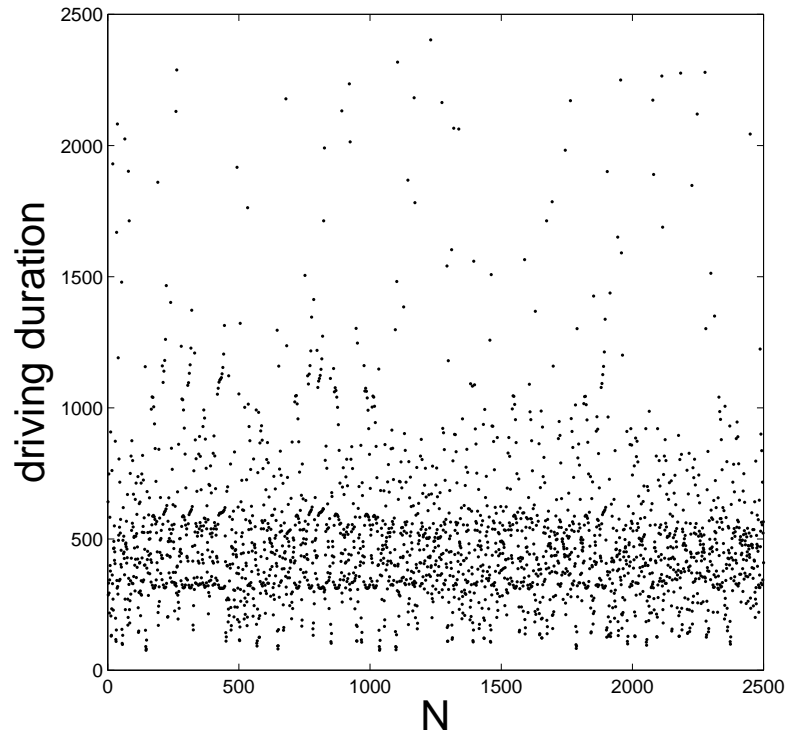


FIG. 8: Deterministic drive: the duration of the driving episodes.  $N$  represents  $N^{th}$  driving event.

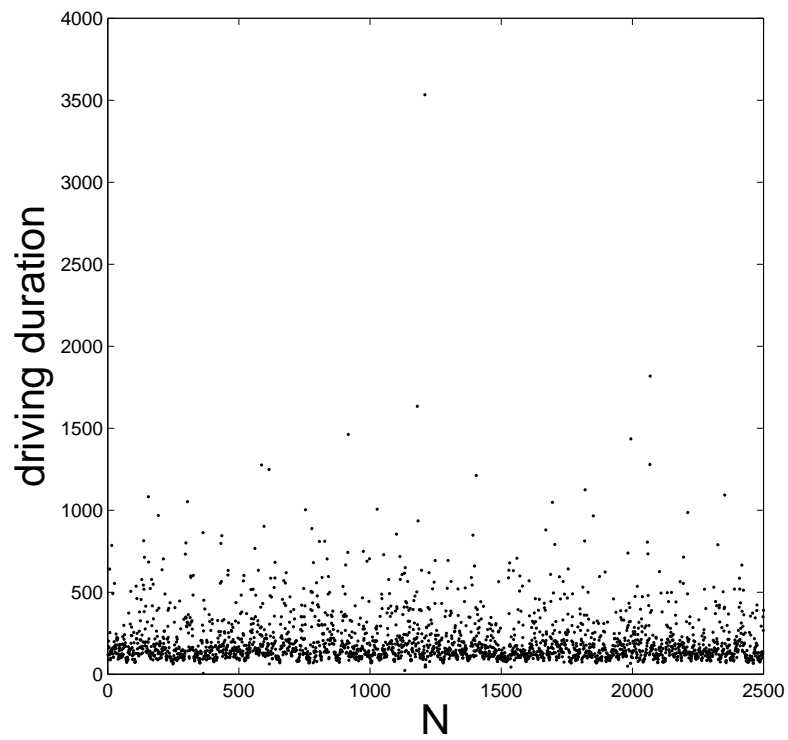


FIG. 9: Random forcing: the duration of the driving episodes.  
N represents  $N^{th}$  driving event.

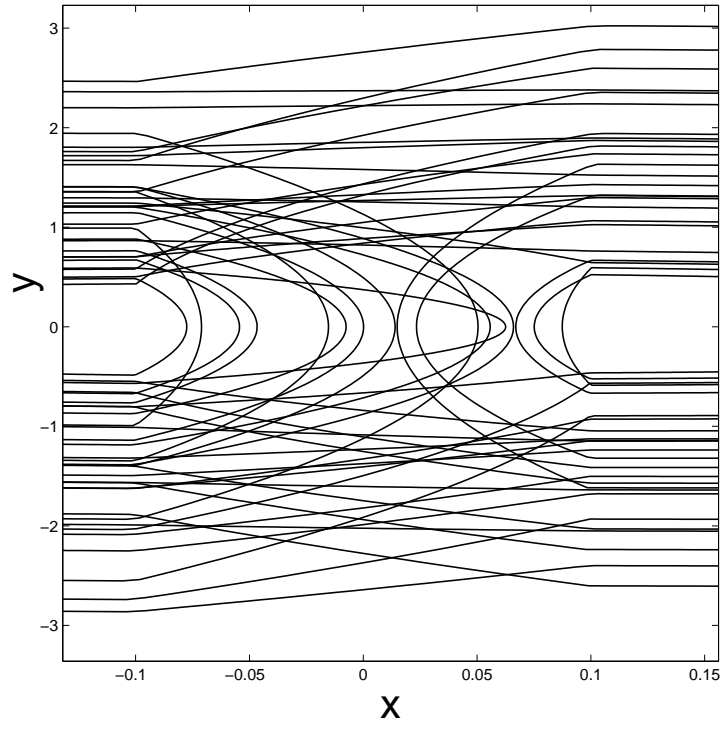


FIG. 10: Close view of the phase space strip of a randomly driven oscillator.

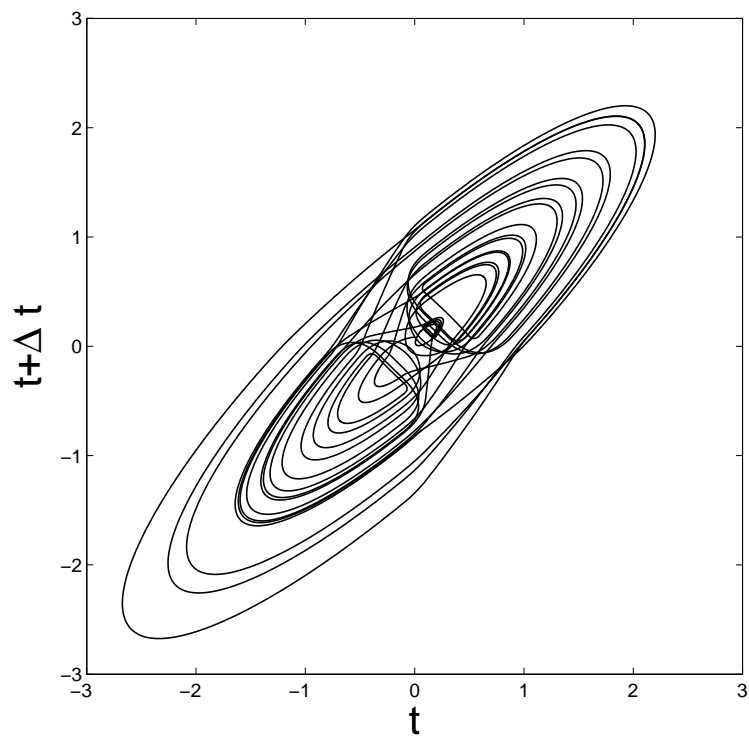


FIG. 11: The reconstructed attractor resulting from random driving.