

Phase transition and computational complexity in a stochastic prime number generator

L Lacasa, B Luque

Dpto. de Matemática Aplicada y Estadística
ETSI Aeronáuticos
Universidad Politécnica de Madrid.

E-mail: lucas@dmae.upm.es

O Miramontes

Dpto. de Sistemas Complejos, Instituto de Física
Universidad Nacional Autónoma de México
Mexico 01415 DF, Mexico.

Abstract. We introduce a prime number generator in the form of a stochastic algorithm. The character of such algorithm gives rise to a continuous phase transition which distinguishes a phase where the algorithm is able to reduce the whole system of numbers into primes and a phase where the system reaches a frozen state with low prime density. In this paper we firstly pretend to give a broad characterization of this phase transition, both in terms of analytical and numerical analysis. Critical exponents are calculated, and data collapse is provided. Further on we redefine the model as a search problem, fitting it in the hallmark of computational complexity theory. We suggest that the system belongs to the class NP . The computational cost is maximal around the threshold, as common in many algorithmic phase transitions, revealing the presence of an easy-hard-easy pattern. We finally relate the nature of the phase transition to an average-case classification of the problem.

PACS numbers: 05.70.Fh, 02.10.De, 64.60.-i, 89.20.Ff, 89.75.-k

1. Introduction

Computer science and physics, although different disciplines in essence, have been closely linked since the birth of the first one. More recently, computer science has met together with statistical physics in the so called combinatorial problems and their relation to phase transitions and computational complexity (see [1] for a compendium of recent works). More accurately, algorithmic phase transitions (threshold property in the computer science language), i.e. sharp changes in the behavior of some computer algorithms, have attracted the attention of both communities [2, 3, 4, 5, 6, 7, 8, 9]. It has been shown that phase transitions play an important role in the resource growing classification of random combinatorial problems [5]. The computational complexity theory is therefore nowadays experimenting a widespread growth, melting different ideas and approaches coming either from theoretical computation, discrete mathematics, and physics. For instance, there exist striking similarities between optimization problems and the study of the ground states of disordered models [10].

Problems related to random combinatorics appear typically in discrete mathematics (graph theory), computer science (search algorithms) or physics (disordered systems). The concept of sudden change in the behavior of some variables of the system is intimately linked to this hallmark. For instance, Erdős and Renyi, in their pioneering work on graph theory [11], found the existence of *zero-one* laws in their study of cluster generation. These laws have a clear interpretation in terms of phase transitions, which appear extensively in many physical systems. More recently, computer science community has detected this behavior in the context of algorithmic problems. The so called *threshold phenomenon* [1] distinguishes zones in the phase space of an algorithm where the problem is, computationally speaking, either tractable or intractable. It is straightforward that these three phenomena can be understood as a unique concept, in such a way that building bridges between each other is an appealing idea.

Related to the concept of a phase transition is the task of classifying combinatorial problems. The theory of computational complexity distinguishes problems which are tractable, that is to say, solvable in polynomial time by an efficient algorithm, from those which are not. The so-called *NP* class gathers problems that can be solved in polynomial time by a non-deterministic Turing machine [3]. This class generally includes many hard or eventually intractable problems, although this classification is denoted *worst-case*, that is to say, a rather pessimistic one, since the situations that involve long computations can be eventually rare. In the last years, numerical evidences suggest the presence of the threshold phenomenon in *NP* problems. These phase transitions may in turn characterize the *average-case* complexity of the associated problems, as pointed out recently [5].

In this paper we discuss a stochastic algorithm inspired on artificial chemistry models [12, 13] that has already been studied from a statistical physics point of view [14].

This algorithm generates prime numbers by means of a stochastic integer decomposition. A continuous phase transition has been detected and described in a previous work [14]: we can distinguish a stationary phase where the ability for producing primes is practically null and a stationary phase where the algorithm is able to reduce the whole system into primes. It is straightforward to reinterpret the model as a search problem [6] which undergoes an algorithmic phase transition related to a change in its computational complexity. In this paper we firstly pretend to make a broader characterization of the system; in this sense this work is a continuation of a previous one [14]. Further on, we will situate the model in the context of the computational complexity theory, in order to relate its computational complexity with the phase transition present in the system. The paper thus goes as follows: in section II we will describe the model, which stands as a stochastic prime number generator. In section III we will characterize the phase transition present in the system, following the steps depicted in a previous work [14] and providing some new data and additional information. Concretely, we will firstly outline the breaking of symmetry responsible for the order-disorder transition. After defining proper order and control parameters, critical exponents will be calculated numerically from extensive simulations and finite size scaling analysis. An analytical approach to the system will also be considered at this point, in terms of an annealed approximation. In section IV, we will reinterpret the model as a search problem. We will then show that the system belongs to the NP class in a worst-case classification. We will find an easy-hard-easy pattern in the algorithm, as common in many NP problems, related in turn to the critical slowing down near the the transition point. According to [5], we will finally relate the nature of the phase transition with the average-case complexity of the problem. We will show that while the problem is in NP , the resource growing is only polynomial. In section V we will conclude.

2. The model

The fundamental theorem of arithmetic [15] states that every integer greater than one can be expressed uniquely as a product of primes or powers of primes. In a certain manner, prime numbers act as atoms in chemistry, both are irreducible. This way, composite numbers can be understood as molecules. Following this resemblance, the next algorithm has been introduced [12]: suppose that we got a pool of positive integers $\{2, 3, \dots, M\}$, from which we randomly extract a certain number N of them (this will constitute the system under study). Note that the chosen numbers can be repeated, and that the integer 1 is not taken into account. Now, given two numbers n_i and n_j taken from the system of N numbers, the algorithm collision rules are the following:

- Rule 1: if $n_i = n_j$ there is no reaction (elastic shock), and the numbers are not modified.
- Rule 2: If the numbers are different (say $n_i > n_j$), a reaction will take place only if

n_j is a divisor of n_i , i.e. if $n_i \bmod n_j = 0$. The reaction will then stand for



where \oplus stands for the usual notation of a chemical reaction and $n_k = \frac{n_i}{n_j}$.

- Rule 3: if $n_i > n_j$ but $n_i \bmod n_j \neq 0$, no reaction takes place (elastic shock).

The result of a reaction will be the extinction of the composed number n_i and the introduction of a 'simpler' one, n_k .

The algorithm goes as follows: after randomly extracting from the pool $\{2, 3, \dots, M\}$ a set of N numbers, we pick at random two numbers n_i and n_j from the set: this is equivalent to the random encounter of two molecules. We then apply the reaction rules. In order to have a parallel updating, we will establish N repetitions of this process (N Monte Carlo steps) as a time step. Note that the reactions tend to separate numbers into its irreducible elements, as molecules can be separated into atoms. Hence, this dynamic when iterated may generate prime numbers in the system. We say that the system has reached stationarity when every collision is elastic (no more reaction can be achieved), whether because every number has become a prime or because rule 2 cannot be satisfied in any case -frozen state-. The algorithm then stops.

3. Phase transition

3.1. Preliminary insight

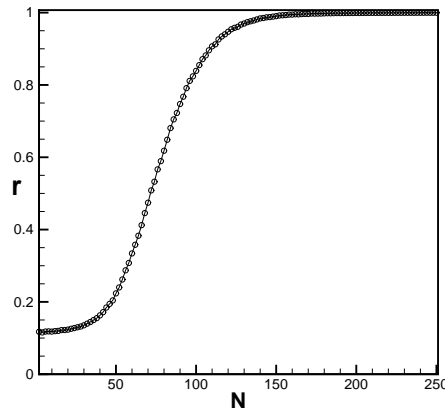


Figure 1. Numerical simulation of the steady values of r versus N , for a pool size $M = 2^{14}$. Each run is averaged over $2 \cdot 10^4$ realizations in order to avoid fluctuations. Note that the system exhibits a phase transition which distinguishes a phase where every element of the system becomes a prime in the steady state and a phase with low prime density.

As stated in the previous section, this algorithm clearly tends to generate primes as far as possible: when the algorithm stops, one may expect the system to have a large number of primes or at least have a frozen state of non-divisible pairs. A first indicator

that can evaluate properly this feature is the unit percentage or ratio of primes r , that a given system of N numbers reaches at stationarity [14]. In figure 1 we present the results of Monte Carlo simulations calculating, as a function of N and for a concrete pool size $M = 2^{14}$, the steady values of r . Every simulation is averaged over $2 \cdot 10^4$ realizations in order to avoid fluctuations. We can clearly distinguish in figure 1 two phases, a first one where r is small and a second one where the prime number concentration reaches the unity. This is the portrait of a phase transition, where N would stand as the control

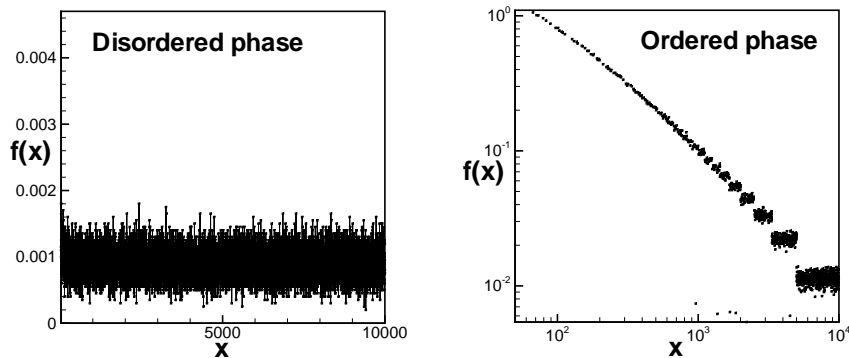


Figure 2. The left figure stands for the steady state distribution (averaged over $2 \cdot 10^4$ realizations) of the N elements, for $N = 10$ and $M = 10^4$ (phase with low r): this one is a uniform distribution $U(2,M)$ (note that the distribution is not normalized). The right figure stands for the same plot for $N = 110$ and $M = 10^4$ (phase where r reaches the unity): this one is a power law $P(x) \sim 1/x$.

parameter and r as the order parameter. In the phase with small r , the average steady state distribution of the N elements is plotted in the left side of figure (2): the distribution is uniform (note that the vertical scale is zoomed in such a way that if we scale it between $[0, 1]$ we would see a horizontal line), which is related to an homogeneous state. In this regime, every number has the same probability to appear in the steady state. In the other hand, the average steady state distribution of the N numbers in the phase of high r is plotted in the right side of figure (2): the distribution is now a power law, which is related to a biased, inhomogeneous state. In this regime, the probability of having -in the steady state- a composite number is practically null, and the probability of having the prime x is in turn proportional to $1/x$ [16]. The breaking of this symmetry between steady distributions leads us to assume an order-disorder phase transition, the phase with small proportion of primes being the disordered phase and the ordered phase being the one where r tends to one.

A second feature worth investigating is the size dependence of the transition. In figure 3 we plot r versus N , for a set of different pool sizes M . Note that the qualitative behavior is size invariant, however the transition point increases with M . This size dependence will be considered in a later section.

As a third preliminary insight, we shall study the temporal evolution of the system.

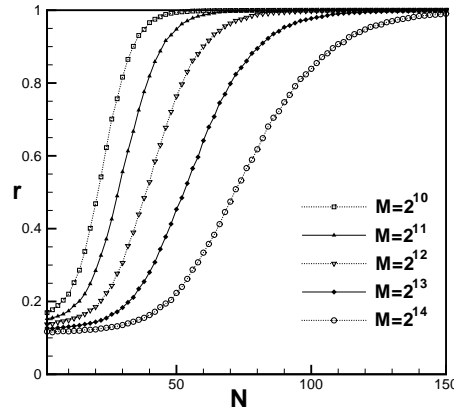


Figure 3. Plot of r versus N , for different pool sizes M (each simulation is averaged over $2 \cdot 10^4$ realizations).

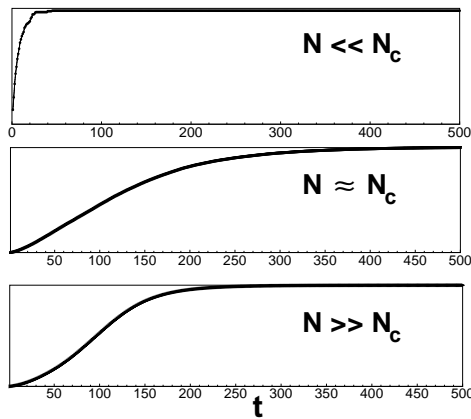


Figure 4. Number of cumulated positive reactions (rule 2 is satisfied) as a function of the time steps, for three different configurations: (up) disordered phase $N \ll N_c$, (middle) critical phase $N \sim N_c$, (bottom) ordered phase $N \gg N_c$.

In figure 4 we plot, for a given pool size $M = 10^4$, the cumulated number of reactions that a system of N numbers needs to make in order to reach stationarity. According to this, in figure 5 we plot, for the same (N, M) , the evolving value $r(t)$. In the disordered phase we can see that the system is rapidly frozen: the algorithm is not efficient in producing primes, and r is asymptotically small. In the ordered phase the system needs more time to reach stationarity: this is due to the fact that the algorithm is producing many primes, as the evolving value of r reaches the unity. It is however in a neighborhood of the transition where the system takes the higher times to reach the steady state: the system is producing many reactions, but not that many primes. This fact can be related to a critical slowing down phenomenon, and is studied further in the text.

It is worth noting in figures 1 and 3 that in the disordered phase the order parameter doesn't vanish, as it should. This is due to the fact that in a pool of M

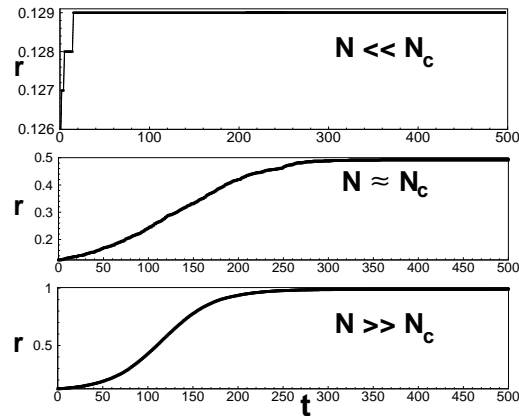


Figure 5. Ratio r as a function of the time steps for the same configurations as for figure 4.

numbers, following the prime number theorem, one finds on average $M/\log(M)$ primes [15]. Thus, there is always a residual contribution to the ratio $1/\log(M)$ not related to the system's dynamics which only becomes relevant for small values of N , when the algorithm is not able to produce primes. This feature can be understood according to figures (4, 5), where in the disordered phase the system rapidly reaches a frozen state. Note that the ratio in this case increases from 0.126 -residual ratio- to an asymptotic value of 0.129. It is clear that the system in this phase is not able to produce primes, and that the residual ratio takes practically the whole contribution.

Since an order parameter should vanish in the disordered phase and be non-null in the ordered phase, a new order parameter that should avoid these problems has to be defined.

3.2. New order parameter

The preliminary study suggests the presence of a phase transition that distinguishes a phase where the algorithm is able to reduce every element of the system into a prime from another where the system is frozen in a state of low prime concentration. It is straightforward that the algorithm searches stochastically the suitable combinations through which initial numbers can react and reduce into simpler ones. Let us now see how this phase transition can be understood as a dynamical process embedded in a catalytic network having integer numbers as the nodes. Consider two numbers of that network, say a and b ($a > b$). These numbers are connected ($a \rightarrow b$) if they are exactly divisible, that is to say, if $a/b = c$ with c being an integer. The topology of similar networks has been studied in [17, 18, 19], concretely in [19] it is shown that this network exhibits scale-free topology [20]: the degree distribution is $P(k) \sim k^{-\lambda}$ with $\lambda = 2$. In our system, fixing N is equivalent to selecting a random subset of nodes in this network. If a and b are selected they may react giving $a/b = c$; in terms of the network this means that the path between nodes a and b is travelled thanks to the catalytic presence of c . We may say that our network is indeed a catalytic one [21, 22] where there are no cycles

as attractors but two different stationary phases: (i) for large values of N all resulting paths sink into primes numbers, and (ii) if N is small only a few paths are travelled and no primes are reached. Notice that in this network representation, primes are the only nodes that have input links but no output links (by definition, a prime number is only divisible by the unit and by itself, acting as an absorbing node of the dynamics). When the temporal evolution of this algorithm is explored for small values of N , we have observed in figures 4,5 that the steady state is reached very fast. As a consequence, there are only few travelled paths over the network and since N is small the probability of catalysis is small as well, hence the paths ending in prime nodes are not travelled. We say in this case that the system freezes in a disordered state. In contrast when N is large enough, many reactions take place and the network is travelled at large. Under these circumstances, an arbitrary node may be catalyzed by a large $N - 1$ quantity of numbers, its probability of reaction being high. Thus, in average all numbers can follow network paths towards the prime nodes: we say that the system reaches an ordered state.

In the light of the preceding arguments, it is meaningful to define a new order parameter P as the probability that the system has for a given (N, M) to reduce every number from N into primes, that is to say, to reach an ordered state. In practice, P is calculated in the following way: given (N, M) , for each realization we check, once stationarity has been reached, whether the whole set of elements are primes or not. In the first case, P sums up one, in the second, it sums up zero. We then average P over every realization. In figure 6 we plot P versus N , for different pool sizes M . The phase transition that the system exhibits has now a clear meaning; when $P = 0$, the probability that the system has to be able to reduce the whole system into primes is null (disordered state), and viceversa when $P \neq 0$.

In each case, $N_c(M)$, the critical value separating the phases $P = 0$ and $P \neq 0$, can now be defined. Observe in figure 6 that N_c increases with the pool size M . In order to describe this size dependence, we need to find some analytical argument by means of which define a system's characteristic size. As we will see in a few lines, this one won't be M as one would expect in a first moment.

3.3. Annealed approximation

The system under hands shows highly complex dynamics: correlations take place between the N numbers of the system at each time step in a non trivial way. Find an analytical solution to the former problem is thus completely out of the focus of this paper. However, an annealed approximation can still be performed. The main idea is to obviate these two-time correlations, assuming that at each time step, the N elements are randomly generated. This way, we can calculate, given N and M , the probability q that at a single time step, no pair of molecules between N are divisible. Thus, $1 - q$ will be the probability that there exist at least one reacting pair. Note that $1 - q$ will

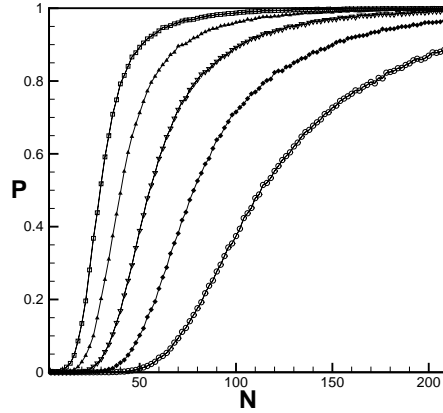


Figure 6. Order parameter P versus N , for the same pool sizes as figure (3) (averaged over $2 \cdot 10^4$ realizations). Note that P is now a well defined order parameter, as long as $P \in [0, 1]$. Again, N_c depends on the pool size M .

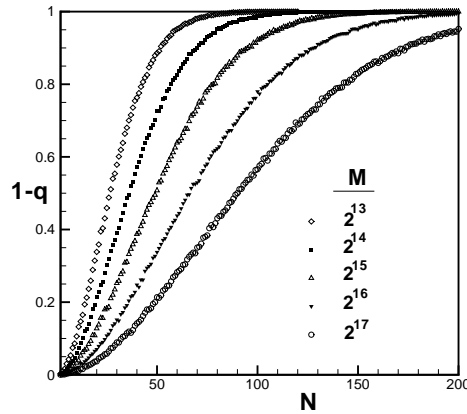


Figure 7. Numerical simulations calculating the probability $1 - q(N, M)$ (as explained in the text) versus N , for different values of pool size M , in the annealed approximation.

somehow play the role of the order parameter P , in this oversimplified system.

In a first step, we can calculate the probability $p(M)$ that two molecules randomly chosen from the pool M are divisible:

$$p(M) = \frac{2}{(M-1)^2} \sum_{x=2}^{\lfloor M/2 \rfloor} \left\lfloor \frac{M-x}{x} \right\rfloor \approx \frac{2 \log M}{M}, \quad (2)$$

where the floor brackets stand for the integer part function. Obviously, $1 - p(M)$ is the probability that two molecules randomly chosen are not divisible in any case. Now, in a system composed by N molecules, we can make $N(N-1)/2$ distinct pairs. However, these pairs are not independent in the present case, so that probability $q(N, M)$ isn't simply $(1 - p(M))^{N(N-1)/2}$. Correlations between pairs must be somehow taken into

account. At this point, we can make the following ansatz:

$$q(N, M) \approx \left(1 - \frac{2 \log M}{M}\right)^{N^{1/\alpha}} \quad (3)$$

where α characterizes the degree of independence of the pairs. The relation $1 - q(N, M)$ versus N is plotted in figure 7 for different values of the pool size M . Note that for a given M , the behavior of $1 - q(N, M)$ is qualitatively similar to P , the order parameter in the real system.

For convenience, in this annealed approximation we will define a threshold N_c as the one for which $q(N_c, M) = 0.5$. This value is the one for which half of the configurations reach an ordered state. This procedure is usual for instance in percolation processes, since the choice of the percolation threshold, related to the definition of a spanning cluster, is somewhat arbitrary in finite size systems [23]. Taking logarithms in equation (3) and expanding up to first order, we easily find an scaling relation between N_c and M , that reads

$$N_c \sim \left[\frac{M}{\log M}\right]^\alpha. \quad (4)$$

This relation suggests that the system's characteristic size is not M , as one would expect in a first moment, but $M/\log(M)$. In figure 8 we plot, in log-log, the scaling between N_c and the characteristic size $M/\log(M)$ that can be extracted from figure 7. The best fitting provides a relation of the shape (4) where $\alpha = 0.48 \pm 0.01$ (note that the scaling is quite good, what gives consistency to the leading order approximations assumed in equation 4).

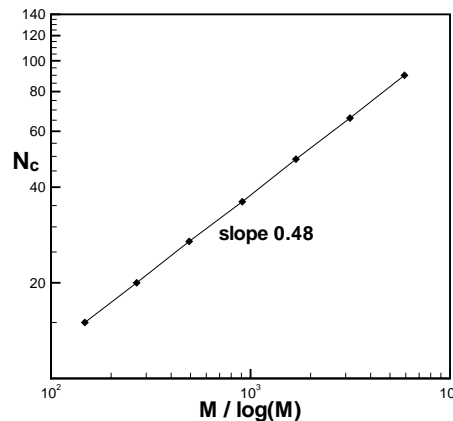


Figure 8. Scaling of N_c versus the system's characteristic size in the annealed approximation. The plot is log-log: the slope of the straight line provides the exponent $\alpha = 0.48$ of equation (4).

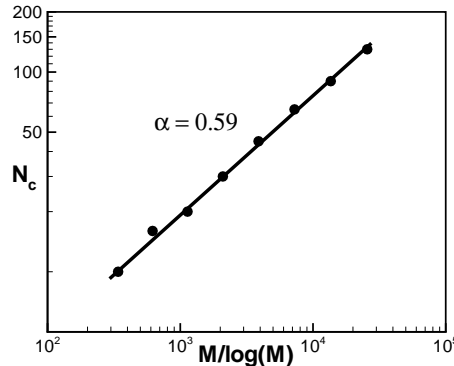


Figure 9. Scaling of the critical point N_c versus the characteristic system's size $M/\log(M)$ in the prime number generator, for pool size $M = \{2^{10} - 2^{18}\}$. The plot is log-log: the slope of the curve provides an exponent $\alpha = 0.59$.

3.4. Data collapse and critical exponents

The annealed approximation introduced in the preceding section suggests that the characteristic size of the system is not M as one would expect but rather $M/\log(M)$. This is quite reasonable if we have in mind that the number of primes that a pool of M integers has is on average $M/\log(M)$ [15]: the quantity of primes doesn't grow linearly with M . This is the so called prime number theorem, and states that the number of primes in the set of integers $\{1, 2..M\}$ is asymptotic with $M/\log(M)$ when M is large enough.

In order to test if this conjecture also applies to the prime number generator, in figure 9 we represent (in log-log) the values of N_c (obtained numerically from the values where $P(N, M)$ becomes non-null for the first time) as a function of $M/\log(M)$. We find the same scaling relation as for the annealed system (equation 4), but with a different value for $\alpha = 0.59 \pm 0.05$. This little disagreement is logical and comes from the fact that in the annealed approximation correlations are obviated.

Let us apply generic techniques of finite size scaling in order to calculate the critical exponents of this phase transition. Reducing the control parameter as $n = \frac{N}{M/\log(M)}$, the correlation exponent ν is defined as:

$$|n - n_c| \sim \left(\frac{M}{\log(M)} \right)^{-1/\nu}, \quad (5)$$

where we find $n_c(\infty) = 0$ and $\nu = 1.69 \pm 0.05$. Note that the transition tends to zero in the thermodynamical limit because its value increases more slowly than the system's size.

The critical exponent of the order parameter β can be deduced from the calculation of the correlation exponent ν and from the finite size scaling relation

$$P(n_c) \sim \left(\frac{M}{\log(M)} \right)^{-\beta/\nu}. \quad (6)$$

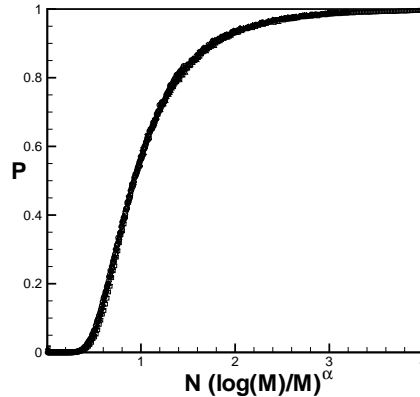


Figure 10. Data collapse of curves (N, P) for different values of M , assuming the scaling relation 4. The collapse is very good, the scaling relation seems to be consistent.

The best fitting provides a value of $\beta = 3.4 \pm 0.2$.

In figure 10 we have collapsed all curves $P(N, M)$ according to the preceding developments. Note that the collapse is excellent, something which provides consistency to the full development.

4. Computational complexity

Hitherto, we have seen that the dynamical process that the prime number generator shows gives rise to a continuous phase transition embedded in a direct catalytic network. As pointed out in [6], phase transitions quite similar to the former one as percolation processes for instance can be easily related to search problems. In the case under study we can redefine the percolation process as a decision problem in the following terms: one could ask when does the clause *every number of the system is prime when the algorithm reaches stationarity* is satisfied. It is clear that through this focus, the prime number generator can be understood as a SAT-like problem, as long as there is an evident parallelism between the satisfiability of the preceding clause and our order parameter P . Thereby, in order to study the system from the focus of computational complexity theory, we must tackle the following questions: what is the algorithmic complexity of the system? and how is related the observed phase transition to the problem's tractability?

4.1. Worst-case classification

The algorithm under study, which generates primes by stochastic decomposition of integers, is related to both primality test and integer decomposition problems. Although primality was believed to belong to the so-called NP problems [24] (solvable in non-deterministic polynomial time), it has recently been shown to be in P [25]: there exists at least an efficient deterministic algorithm that tests if a number is prime in polynomial time. The integer decomposition problem is in turn a harder problem, and to find an algorithm that would factorize numbers in polynomial time is an unsolved problem of

computer science. Furthermore, exploring the computational complexity of the problem under hands could eventually shed light into these aspects.

For that task, let us determine how does the search space grows when we increase N . In a given time step, the search space corresponds to the set of configurations that must be checked in order to solve the decision problem: this is nothing but the number of different pairs that can be formed using N numbers. Applying basic combinatorics, the set of different configurations G for N elements and $N/2$ pairs is:

$$G(N) = \frac{N!}{2^{N/2} \cdot (N/2)!} = (N-1)!! \quad (7)$$

We get that the search space increases with N as $(N-1)!!$. On the other hand, note that the decision problem is rapidly checked (in polynomial time) if we provide a candidate set of N numbers to the algorithm. These two features lead us to assume that the problem under hands belongs, in a worst-case classification [1], to the NP complexity class.

Note that this is not surprising: the preceding sections led us to the conclusion that the process is embedded in a (dynamical) scale-free catalytic network. As a matter of fact, the phase transition is related to a dynamical process embedded in a high dimensional catalytic network. In this hallmark, it is straightforward that this underlying network is non-planar [26]. Now, it has been shown that non-planarity in this kind of problems usually leaves to NP -completeness [27] (for instance, the Ising model in two-dimensions is, when the underlying network topology is non-planar, in NP).

4.2. Easy-hard-easy pattern

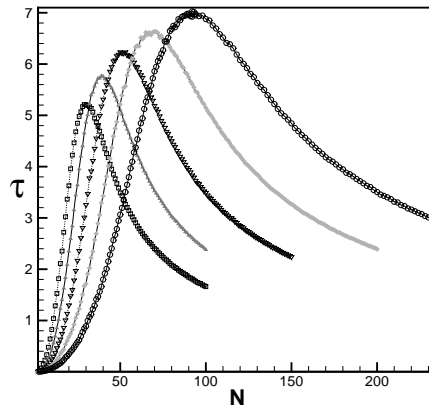


Figure 11. Characteristic time τ as defined in the text versus N , for different pool sizes, from left to right: $M = 2^{10}, 2^{11}, 2^{12}, 2^{13}, 2^{14}$. Every simulation is averaged over $2 \cdot 10^4$ realizations. Note that for each curve and within the finite size effects $\tau(N)$ reaches a maximum in a neighborhood of its transition point (this can be easily explored in figure 6).

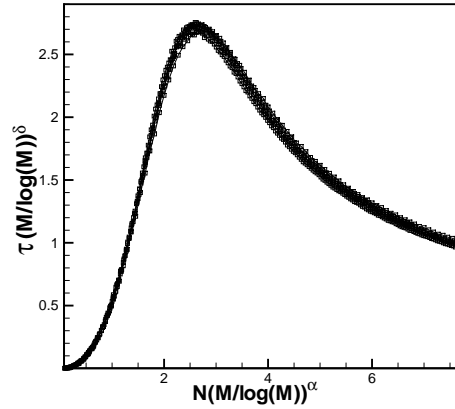


Figure 12. Data collapse of τ for the curves of figure 11. The goodness of the collapse validates the scaling relations.

An ingredient which is quite universal in the algorithmic phase transitions is the so called *easy-hard-easy pattern* [1]: in both phases, the computational cost of the algorithm (the time that the algorithm requires to find a solution, that is, to reach stationarity) is relatively small. However, in a neighborhood of the transition, this computational time reaches a peaked maximum. In terms of search or decision problems, this fact has a clear interpretation: the problem is relatively easy to solve as long as the input is clearly in one phase or the other, but not in between. In the system under study, the algorithm is relatively fast in reaching an absorbing state of low concentration of primes for small N because the probability of having reactions is small. In the other hand, the algorithm is also fast in reaching an absorbing state of high concentration of primes for high N , because the system has enough "catalytic candidates" at each time step to be able to reduce them, the probability of having reactions is high. In the transition's vicinity, the system is critical. Reactions can be achieved, however, the system needs to make an exhaustive search of the configuration space in order to find these reactions: the algorithm requires in this region much more time to reach stationarity. Note that this easy-hard-easy pattern is related, in second order phase transitions, to the the phenomenon of critical slowing down, where the relaxation time in the critical region diverges [1].

We have already seen in figure 4 that the system reaches the steady state in a different manner, depending on which phase is located the process. More properly, when $N \ll N_c$ (disordered phase), the system rapidly frozens, without practically achieving any reaction. When $N \gg N_c$ (ordered phase), the system takes more time to reach the steady state, but it is in the regime $N \sim N_c$ where this time is maximal. In order to be able to properly compare these three regimes, let us define a characteristic time in the system τ as the number of average time steps that the algorithm needs to take in order to reach stationarity. Remember that we defined a time step t as N Monte

Carlo steps (N operations). Thus, in order to normalize over the number of molecules, it is straightforward to define a characteristic time as:

$$\tau(N) = \frac{t}{N}. \quad (8)$$

Note that τ can be understood as a measure of the algorithm's time complexity [3]. In figure 11 we plot τ versus N for a set of different pools $M = 2^{10} \dots 2^{14}$ (simulations are averaged over $2 \cdot 10^4$ realizations). Note that given a pool size M , τ reaches a maximum in a neighborhood of its transition point $N_c(M)$, as can be checked according to figure 6. As expected, the system exhibits an easy-hard-easy pattern, as long as the characteristic time τ required by the algorithm to solve the problem has a clear maximum in a neighborhood of the phase transition. Moreover, the location of the maximum shifts with the system's size according to the critical point scaling found in equation 4. In the other hand, this maximum also scales as:

$$\tau_{max}\left(M/\log(M)\right) \sim \left(M/\log(M)\right)^\delta, \quad (9)$$

where the best fitting provides $\delta = 0.13 \pm 0.1$. Note that in the thermodynamic limit, the characteristic time would diverge in the neighborhood of the transition. It is straightforward to relate this parameter with the relaxation time of a physical phase transition. According to these relations, we can collapse the curves $\tau(N, M)$ of figure 11 into a single universal one. In figure 12 this collapse is provided: the goodness of the former one supports the validity of the scaling relations.

4.3. Average-case classification

The system under study is interpreted in terms of a search problem, belonging to the NP class in a worst-case classification. Now, an average-case behavior, which is likely to be more useful in order to classify combinatorial problems, turns out to be tough to describe. In [5], Monasson et al. showed that there where NP problems exhibit phase transitions (related to dramatic changes in the computational hardness of the problem), the order of the phase transition is in turn related to the average-case complexity of the problem. More specifically, that second order phase transitions are related to a polynomial growing of the resource requirements, instead of exponential growing, associated to first order phase transitions.

It has been shown that the system actually exhibits a second order phase transition and an easy-hard-easy pattern. Following Monasson et al. [5], while our prime generator is likely to belong to the NP class, it shows however only a polynomial growing in the resource requirements, in the average case. One may argue that one of the reasons of this hardness reduction is that the algorithm doesn't realize a direct search but on the contrary this search is stochastic: the search space is not exhaustively explored. Thereby, the average behavior of the system and thus the average decision problem can be easily solved by the algorithm, in detriment of the probable character of this solution.

5. Conclusions

In this paper a (stochastic) algorithmic model which stands for a prime number generator has been studied. This model exhibits a phase transition which distinguishes a phase where the algorithm has the ability to reduce every element into a prime, and a phase where the system is rapidly frozen. Analytical and numerical evidences suggest that the transition is continuous. On a second part, the model has been reinterpreted as a search problem. As long as the model searches paths to reduce integers into primes, the combinatorial problem is related to primality test and decomposition problem. It has been shown that this model belongs to the NP class in a worst-case classification, moreover, an easy-hard-easy pattern has been found, as common in many algorithmic phase transitions. According to the fact that the transition is continuous, and based on previous works, it has been put into relevance that the average-case complexity may be only polynomial. This hardness reduction is in turn related to the fact that the algorithm only yields probable states.

6. Acknowledgments

The authors wish to thank the Instituto de Fisica at UNAM for support and hospitality. The research was supported by UNAM-DGAPA grant IN-118306 (OM), grants FIS2006-26382-E and FIS2006-08607 (BL and LL) and the *Tomas Brody Lectureship 2007* awarded to BL.

References

- [1] A. Percus, G. Istrate, C. Moore (editors), Computational Complexity and Statistical Physics (Oxford University press, 2006).
- [2] P. Cheeseman, B. Kanefsky, W.M. Taylor, ISBN 0-8186-3420-0 (1992).
- [3] S. Mertens, Computational complexity for physicists, arxiv.org: cond-mat/0012185.
- [4] S. Kirkpatrick, B. Selman, *Science* **264**, 5163 (1994).
- [5] R. Monasson, R. Zecchina, S. Kirkpatrick, B. Selman, L. Troyansky, *Nature* **400** (1999)
- [6] T. Hogg, B.A. Huberman, C.P. Williams, *Artificial Intelligence* **81** (1996)
- [7] G. Istrate, Computational complexity and phase transitions, *15th Annual IEEE Conference on Computational Complexity*, (2000).
- [8] S. Mertens, *Phys. Rev. Lett.* **81**, 20 (1998)
- [9] G. Biroli, S. Cocco, R. Monasson, *Physica A* **306** (2002)
- [10] M. Mézard, G. Parisi, M. A. Virasoro, Spin Glass Theory and Beyond (World Scientific, Singapore, 1987).
- [11] P. Erdos, A. Renyi, *Pub. Math. Debrecen* **6** (1959)
- [12] P. Dittrich, W. Banzhaf, H. Rauhe, J. Ziegler, *Proceedings of the Second German Workshops on Artificial Life* 19-22 (1998)
- [13] P. Dittrich, *Artificial Life* **7**, (3)(2001)
- [14] B. Luque, L. Lacasa, O. Miramontes, *Phys. Rev. E* **76**, 010103 (R) (2007).
- [15] M.R. Schroeder, Number theory in Science and Communications (Springer, Berlin,1997).
- [16] This is something quite intuitive if we take into account that there are typically $N/2$ multiples of two, $N/3$ multiples of three, and so on: the probability that the prime x appears in a random composite number is in average $1/x$.

- [17] G. Corso, *Phys. Rev. E* **69**, 036106 (2004).
- [18] J.D. Achter, *Phys. Rev. E* **70**, 058103 (2004).
- [19] T. Zhou, B.H. Wang, P.M. Hui, K.P. Chan, *Physica A* **367**, (2006).
- [20] R. Albert, A.L. Barabasi, *Rev. Mod. Phys.* **74** (2002).
- [21] S.A. Kauffman, *The origins of order*. Oxford University Press (1993).
- [22] S. Jain, S. Krishna, *Phys. Rev. Lett.* **81**, 25 (1998)
- [23] H. Gould, J. Tobochnik, *An Introduction to Computer Simulation Methods* (Addison-Wesley, 1996).
- [24] V.R. Pratt, *SIAM J. Comput.*, **4** 214-220 (1975)
- [25] M. Agrawal, N. Kayal, N. Saxena, *Annals of Mathematics*, **160** 2 (2004)
- [26] B. Bollobas, *Modern graph theory* (Springer, Berlin, 2002).
- [27] S. Istrail, *Proceedings of the 32nd ACM Symposium on the Theory of Computing*, ACM Press, pp. 87-79 (2000).