

Data Access Optimizations for Highly Threaded Multi-Core CPUs with Multiple Memory Controllers

Georg Hager* Thomas Zeiser† Gerhard Wellein‡
Regionales Rechenzentrum Erlangen
91058 Erlangen, Germany

January 28, 2008

Abstract

Processor and system architectures that feature multiple memory controllers are prone to show bottlenecks and erratic performance numbers on codes with regular access patterns. Although such effects are well known in the form of cache thrashing and aliasing conflicts, they become more severe when memory access is involved. Using the new Sun UltraSPARC T2 processor as a prototypical multi-core design, we analyze performance patterns in low-level and application benchmarks and show ways to circumvent bottlenecks by careful data layout and padding.

1 The Sun UltraSPARC T2 processor

Trading high single core performance for a highly parallel single chip architecture is the basic idea of T2 as can be seen in Fig. 1: Eight simple in-order SPARC cores (running at 1.2 or 1.4 GHz) are connected to a shared, banked L2 cache and four independently operating dual channel FB-DIMM memory controllers through a non-blocking switch, thereby providing UMA access characteristics with scalable bandwidth. Such features were previously only available in shared-memory vector computers like the NEC SX series. To overcome the restrictions of in-order architectures and long memory latencies, each core is able to support up to eight threads, i.e. there are register sets, instruction pointers etc. to accommodate eight different machine states. There are two integer, two memory and one floating point pipeline per core. Although all eight threads can be interleaved across the floating point and memory pipes, each integer pipe is hardwired to a group of four threads. The CPU can switch between the threads in a group on a cycle-by-cycle basis, but only one thread per group is simultaneously active at any time. If a thread has to wait for resources like, e.g., memory references, it will be put in an inactive state until the resources become available which allows for effective latency hiding [1] but restricts each thread to a single outstanding cache miss. Running more than a single thread per core is therefore mandatory for most applications, and thread placement (“pinning”) must be implemented. This can be done with the standard Solaris `processor_bind()` system call or, more conveniently but only available for OpenMP, using the `SUNW_MP_PROCBIND` environment variable.

Each memory controller is associated with two L2 banks. A very simple scheme is employed to map addresses to controllers and banks: Bits 8 and 7 of the physical memory address select the memory controller to use, while bit 6 determines the L2 bank [1, 2]. Consecutive 64-byte cache lines are thus served in turn by consecutive cache banks and memory controllers. Due to the fact that typical page sizes are at least 4 kB the distinction between physical and virtual addresses is of no importance here.

*georg.hager@rrze.uni-erlangen.de

†thomas.zeiser@rrze.uni-erlangen.de

‡gerhard.wellein@rrze.uni-erlangen.de

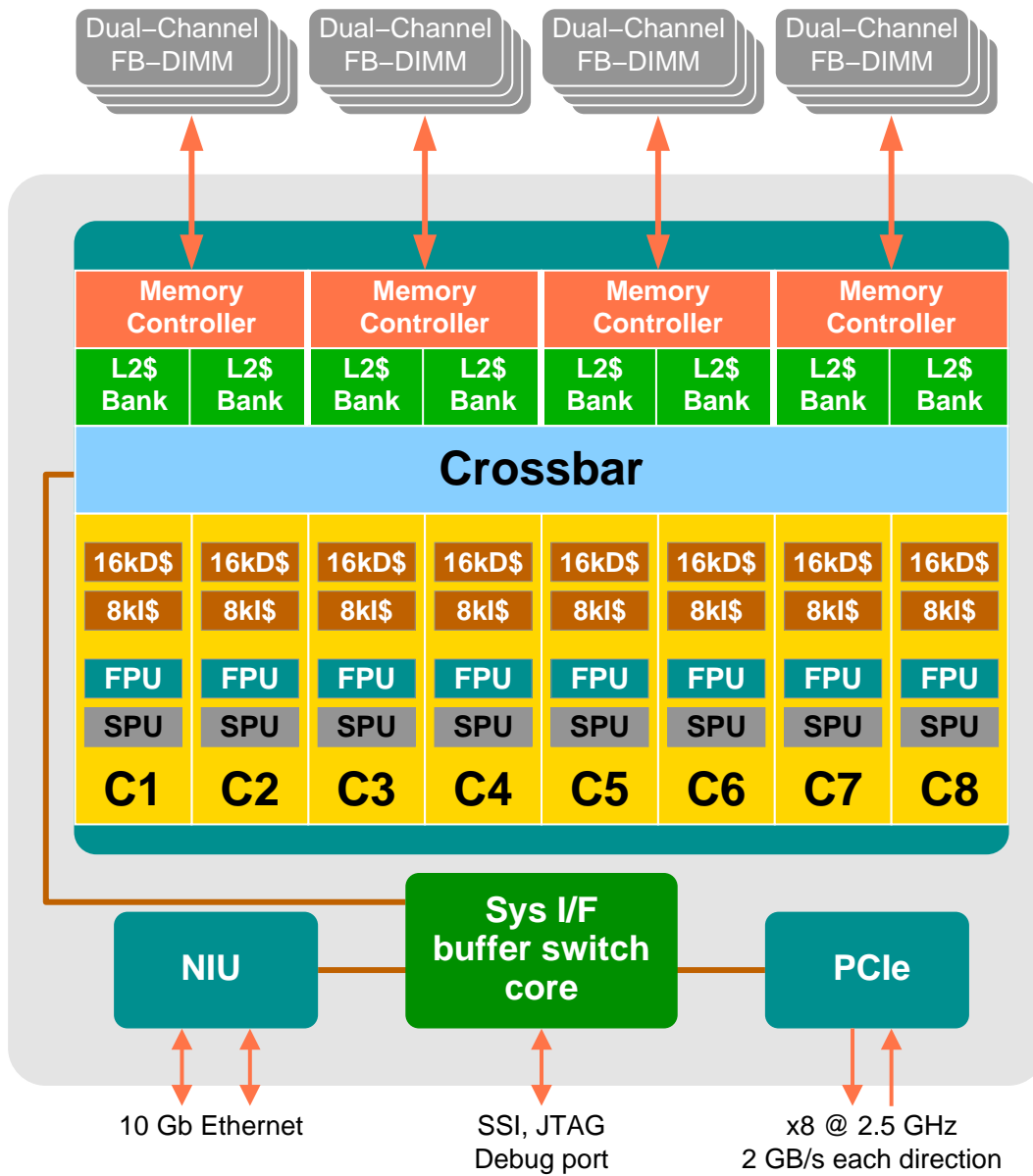


Figure 1: Block diagram of the Sun UltraSPARC T2 processor (see text for details). Picture by courtesy of Sun Microsystems.

The aggregated nominal main memory bandwidth of 42 GB/s (read) and 21 GB/s (write) for a single socket is far ahead of most other general purpose CPUs and topped only by the NEC SX-8 vector series. Since there is only a single floating point unit (performing MULT or ADD operations) per core, the system balance of approximately 4 bytes/flop (assuming read) is the same as for the NEC SX-8 vector processor. In our experience, as shown in Sect. 2.1, only about one third of the theoretical bandwidth can actually be measured.

Beyond the requirements of the tests presented here one should be aware that the T2 chip also comprises on-chip PCIe-x8 and 10 Gb Ethernet connections as well as a cryptographic coprocessor. These features are reminiscent of the actual concept of the chip: It is geared towards commercial, database and typical server workloads. Consequently, one should not expect future versions to improve on HPC-relevant weaknesses of its design.

2 Benchmarks and optimizations

This section describes the benchmarks that were used to pinpoint aliasing effects, performance results and optimization techniques. All measurements were performed on a Sun SPARC Enterprise T5120 system running at 1.2 GHz.

2.1 McCalpin STREAM

The STREAM benchmark [3] is a widely used code to assess the memory bandwidth capabilities of a single processor or shared memory computer system. It performs the OpenMP-parallel operations

- copy: $C(:) = A(:)$
- scale: $B(:) = s * C(:)$
- add: $C(:) = A(:) + B(:)$
- triad: $A(:) = B(:) + s * C(:)$

on double precision (DP) vectors A , B , and C at an array length that is large compared to all cache sizes. The standard Fortran code allows some variations as to how the data is allocated. If the arrays are put into a COMMON block, a configurable offset (“padding”) can be inserted so that their base addresses vary with the offset in a defined way:

```
PARAMETER (N=20000000,offset=0, &
           ndim=N+offset,ntimes=10)
DOUBLE PRECISION a(ndim),b(ndim),c(ndim)
COMMON a,b,c
```

Performance results are reported as bandwidth numbers (GB/s). The required cache line read for ownership (RFO) on the store stream is not counted, so the actual data transfer bandwidth for, e.g., STREAM triad is a factor of 4/3 larger than the reported number (some architectures provide means to bypass the cache on write misses or claim ownership of a cache line without a prior read).

Fig. 2 (lower panel) shows STREAM triad performance on 8, 16, 32 and 64 threads at an array size of $N = 2^{25}$. There is a striking periodicity of 64 for 16 threads and above, and the 32 and 64 thread data shows an additional, albeit weaker variation with a period of 32. For this simple bandwidth-bound benchmark it does not seem possible to draw advantage from the T2’s large memory bandwidth. The reasons for this shortcoming are as yet unclear; the processor does definitely not suffer from a lack of outstanding references as peak bandwidth does not change when going from 32 to 64 threads. It has been shown, however, that kernels which are almost exclusively dominated by loads can achieve somewhat larger bandwidths [4], which leads to the conclusion that at least part of the problem is caused by overhead for bidirectional transfers. This conjecture is substantiated by the significantly lower STREAM copy performance (upper panel in Fig. 2).

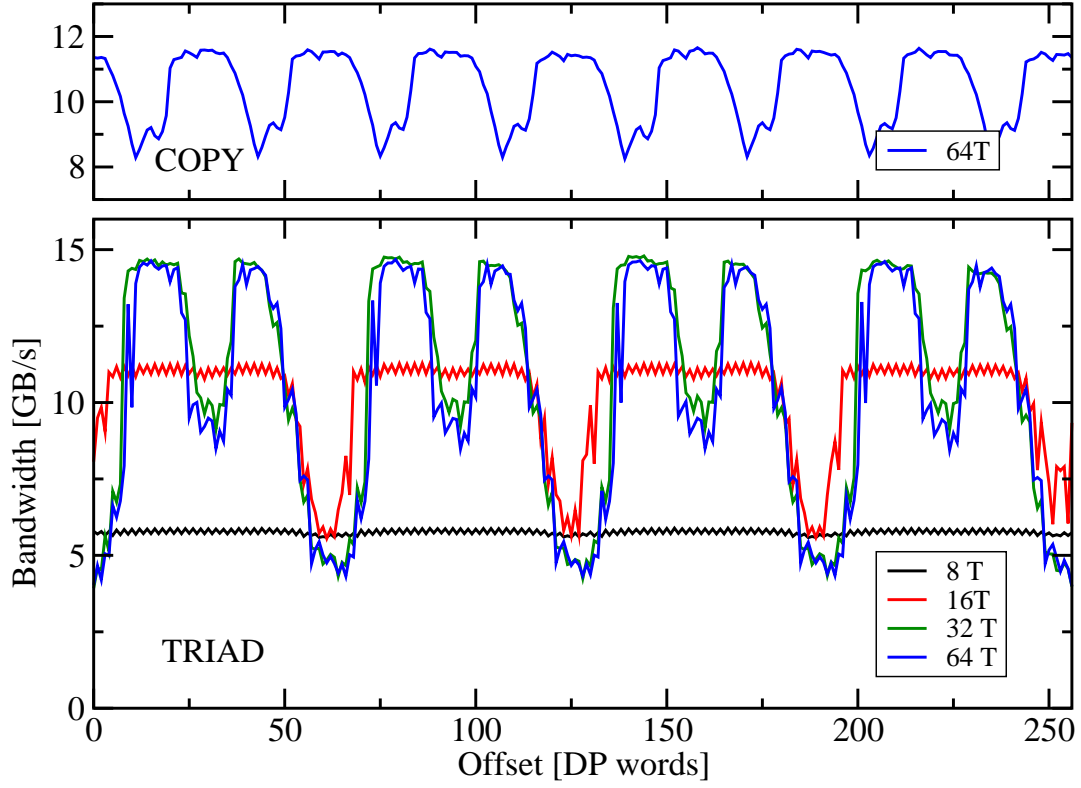


Figure 2: Lower panel: Parallel STREAM triad bandwidth at $N = 2^{25}$ and static OpenMP scheduling (no chunksize) for thread counts between 8 and 64 versus array offset on T2. Upper panel: STREAM copy bandwidth for 64 threads. Threads were distributed equidistantly across cores.

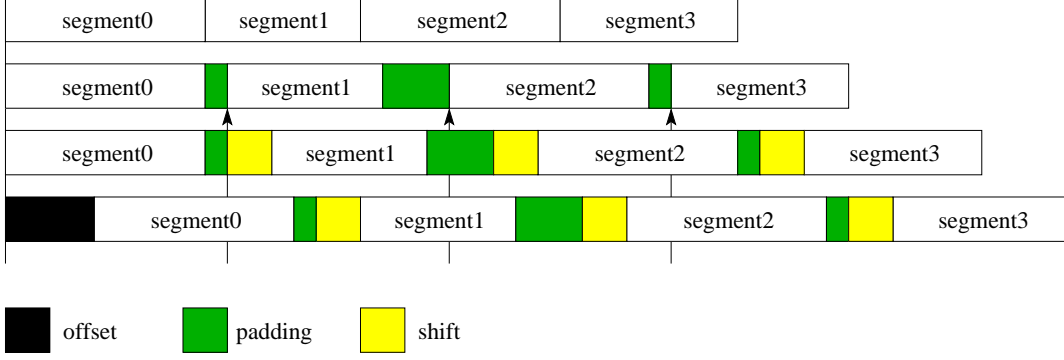


Figure 3: Parameters for alignments and offsets of array segments in the `seg_array` data structure.

Performance starts off on a very low level at zero offset and returns to the same level at an offset of 64 which corresponds to 512 bytes. Considering that the array length is a power of two, the 512-byte periodicity reflects perfectly the mapping between memory addresses and memory controllers which is based on bits 8 and 7. Therefore, the starting addresses of arrays A, B, and C are mapped to the same memory controller if the offset is zero or a multiple of 64 DP words. This is even true for each single OpenMP chunk, which means that all threads hit exactly one memory controller at a time. As the loop count proceeds, successive controllers are of course used in turn, but not concurrently. At odd multiples of 32, the situation is improved because bit 8 is different for array B’s base and thus two controllers are addressed, leading to an expected performance improvement of 100%. The fact that 16 threads seem to suffer less under such conditions might be attributed to congestion effects.

Finally, at “skewed” offsets the addresses of different streams in one thread and also between threads ensure a rather uniform utilization of all four memory controllers. Surprisingly, this condition seems to hold in an optimal way for only about half of all offsets. On the other hand one could argue that using an array length of 2^{25} and powers of two for thread counts are choices bound to provoke aliasing conflicts. In order to show that aliasing must be taken into account also in the general case, we turn to a more flexible framework for bandwidth assessment using a self-developed vector triad code, a 2D relaxation solver and finally an implementation of the lattice-Boltzmann algorithm.

2.2 Vector triad

The vector triad is quite similar to the STREAM triad benchmark but features three instead of two read streams ($A(:)=B(:)+C(:)*D(:)$)[5]. We have developed a flexible C++ framework in which all arrays and also OpenMP chunks can be aligned on definite address boundaries and then shifted by configurable amounts (see Fig. 3). The array base is aligned to some boundary by allocating memory using the standard `posix_memalign()` libc function (leftmost border in Fig. 3). The data is then divided into segments, not necessarily of equal size, and padding is inserted in order to align each segment except the first to another specific boundary (arrows in Fig. 3). After that, a constant amount of additional padding (“shift”) is added before each segment and finally the whole data block is shifted by some offset. Thereby it is, e.g., possible to align an array to a memory page and then shift a segment that would be assigned to thread t by $t \cdot 128$ bytes.

Although the segmented data structure can be equipped with a standard bidirectional iterator, its use is discouraged in loop kernels because of the required conditional branches in, e.g., `operator++()`. Instead, low-level loops are handled by a C++ programming technique called *segmented iterators* [6, 7] which enables the design of STL-style generic algorithms with performance characteristics equivalent to standard C or Fortran versions. OpenMP parallelization directives are applied to the loop over all segments, and a separate function

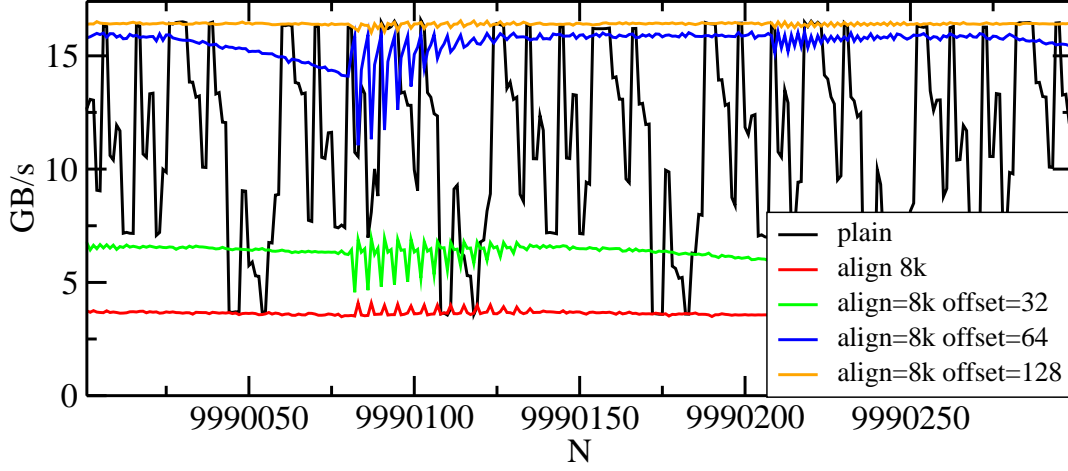


Figure 4: Vector triad performance (64 threads) vs. array length for plain arrays with no restrictions, 8 kB alignment for all arrays and different byte offsets for array base addresses (arrays B, C and D are shifted by one, two, and three times the indicated offset, respectively).

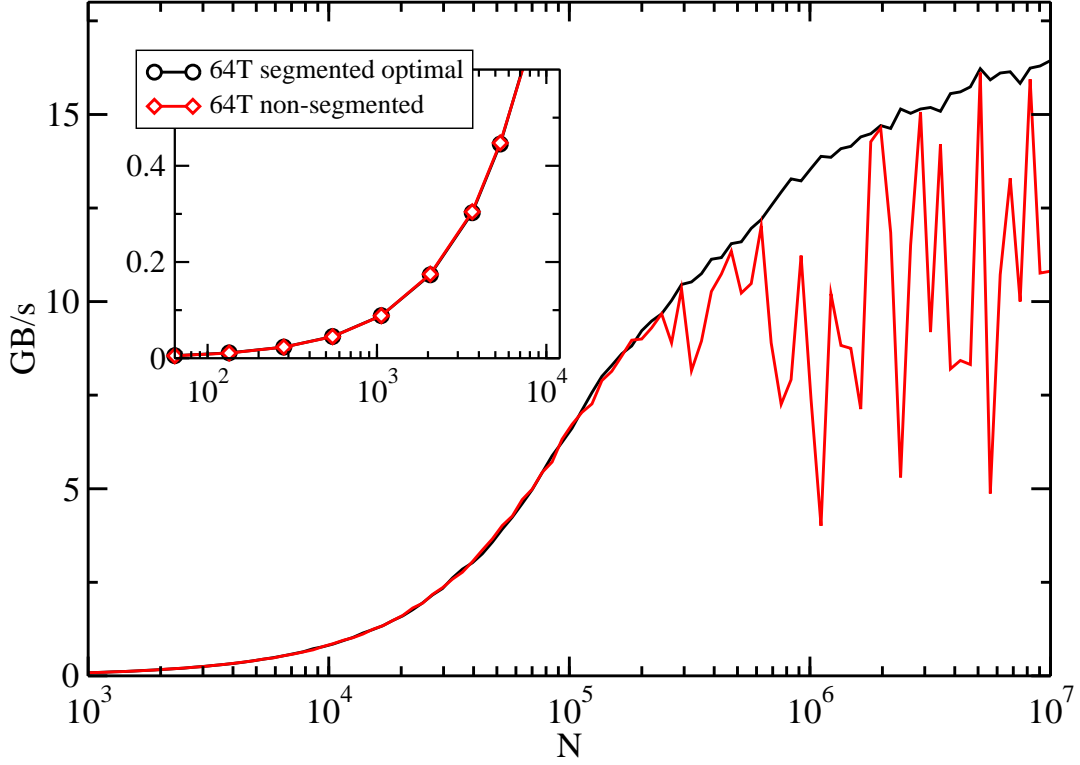


Figure 5: Performance overhead of segmented iterators vs. plain OpenMP (64 threads). For clarity, not all values of N were scanned. Inset: Enlarged small- N region.

is called to handle a single segment:

```
seg_array a,b,c,d; // parameters omitted
...
typedef seg_array::iterator it;
typedef seg_array::local_iterator lit;
typedef seg_array::segment_iterator sit;
sit ai = a.begin().segment();
// ... same for bi, ci, di
```

```

#pragma omp parallel for schedule(...)
for(int s=0; s < N_SEGMENTS; s++) {
    lit alb = (ai+s)->begin();
    lit ale = (ai+s)->end();
    lit blb = (bi+s)->begin();
    ...
    triad(alb, blb, clb, dlb, ale);
}

```

The `triad()` function performs the actual low-level array operations and is actually a generic dispatching algorithm that can handle both segmented and local iterators. Details about the template mechanism and its general use for high performance kernels are omitted for brevity and will be published elsewhere [8].

Although C++ is used for administrative purposes, the (purely serial) inner benchmark kernel can be written in C or Fortran and even compiled separately without OpenMP, so as to produce the possibly most efficient machine code. In our implementation of the segmented triad we choose the number of segments equal to the number of OpenMP threads and do manual scheduling with segment sizes of $\lfloor N/t \rfloor + 1$ and $\lfloor N/t \rfloor$, respectively. Fig. 4 shows vector triad performance in GB/s versus array length, using different alignment constraints. The interval on the N axis was chosen to clearly show essential features without superimposed small- N startup effects. In the “plain” case, no special arrangements were made and arrays were allocated as continuous blocks using `malloc()`. This results in very erratic performance behaviour with a periodicity of 64 DP words, showing “hard” upper and lower limits at roughly 16 and 3.7 GB/s, respectively. Aligning all arrays to page boundaries (8 kB), one can force an especially bad situation that corresponds to the zero offset case for the STREAM triad (bottom line). On the other hand, by choosing suitable offsets for B, C, and D (128, 256 and 384 bytes, respectively, in the optimal case), one can achieve a nearly perfectly balanced utilization of all four memory controllers that causes no breakdowns at all (top line). In this case it is not even required to use padding and shifts (see Fig. 3) for the segments as the large number of streams (three for reading, one for writing) ensures that even the single thread features optimal access patterns if the offset is chosen correctly.¹

The performance overhead incurred by segmented iterators is negligible even for tight loops like the vector triad. Fig. 5 shows a comparison between plain OpenMP and segmented triad performance with 64 threads. Optimal alignment was chosen in the latter case.

2.3 2D relaxation solver

There are cases, however, where the right choice of offset will not suffice. This happens, e.g., when the number of concurrent load/store streams is not large enough to address all memory controllers concurrently with a single thread. As an example and an intermediate step towards more complex applications we consider a simple 2D Jacobian heat equation solver using a five-point stencil on a quadratic $N \times N$ domain:

```

#pragma omp parallel for schedule(...)
for(int i=1; i < N-1; i++) {
    for(int j=1; j < N-1; j++)
        dest[i][j] = (source[i-1][j]
                      + source[i+1][j]
                      + source[i][j-1]
                      + source[i][j+1])*0.25;
}

```

With four loads, one store and four floating-point operations, this kernel has an application balance (ratio of bytes loaded or stored vs. flops) of 10 bytes/flop, much smaller than the vector triad from the previous section (16 bytes/flop). However, three of the four source operands needed at the current index can be obtained from cache or registers, given that the

¹Although of minor importance here, padding to 16-byte boundaries can greatly improve performance of memory-bound kernels on x86 architectures due to the possible use of non-temporal stores that bypass the cache on a write miss.

amount of cache available per thread is large enough to accommodate at least two successive rows. If this condition is fulfilled, the actual data transfer to and from memory amounts to only 4 bytes/flop (6 bytes/flop with RFO). Comparing with the achievable STREAM copy bandwidth (Fig. 2) of roughly 18 GB/s (including RFO) one should expect a performance of about 3 GF/s, which corresponds to 750 million lattice site updates per second (MLUPs/s).

Implementing the segmented iterator technique is straightforward. Each source and destination row is a separate segment which is subject to the alignment options described in Sect. 2.2. The parallel OpenMP loop runs over rows so that scheduling can be done in the standard way. The low-level kernel is parametrized with iterators pointing to the three current source rows and the destination row (any template syntax is again omitted):

```
typedef seg_array::iterator it;
typedef seg_array::local_iterator lit;
typedef seg_array::segment_iterator sit;
sit si = source.begin().segment();
sit di = dest.begin().segment();
#pragma omp parallel for schedule(...)
for(int i=1; i < N-1; i++) {
    lit dl = (di + i)->begin();
    lit sa = (si+i-1)->begin();
    lit sb = (si+i-1)->begin();
    lit sl = (si + i)->begin();
    relax_line(dl, sa, sb, sl, N);
}
```

The `relax_line()` function is again purely serial:

```
void relax_line(lit &dl, lit &sa,
               lit &sb, lit &sl, int N){
    for(int j=1; j < N-1; j++){
        dl[j] = (sa[j] + sb[j]
                + sl[j-1] + sl[j+1])*0.25;
    }
}
```

In a 3D formulation, two additional arguments (rows) to `relax_line()` would be required. The number of segments equals the number of rows N and is hence not directly connected to the number of threads t .

Fig. 6 shows performance results in MLUPs/s for up to 64 threads using the most optimal set of alignment parameters:

- Each segment, i.e. each row, is aligned to a 512 byte boundary using appropriate padding.
- By using `shift=128`, the base addresses of successive segments are shifted versus each other so as to address different controllers.
- As destination row i can only be updated by reading source row $i + 1$ first, there is a natural offset between read and write streams and no further provisions are required to make sure that they address different controllers if `shift=128`.
- An OpenMP schedule of “static,1” has to be used for optimal performance. This is because the 4MB L2 cache of the processor is too small to accommodate a sufficient number of rows when using 64 threads if the addresses are too far apart, i.e. if the domain is too large.

Note that these parameters are the same for all problem sizes and can be obtained by analyzing the data access properties of the loop kernel, together with some knowledge about the mapping between addresses and memory controllers. No “trial and error” is required. The maximum performance of about 600 MLUPs/s is just 20 % below expectations from STREAM copy bandwidth.

For reference, 64-thread data with no optimizations is included. The typical periodicity of 64 or 32 versus N is clearly visible in the latter case. The residual “jitter” on the optimized data, especially for large thread counts, is due to the number of rows not being a multiple of

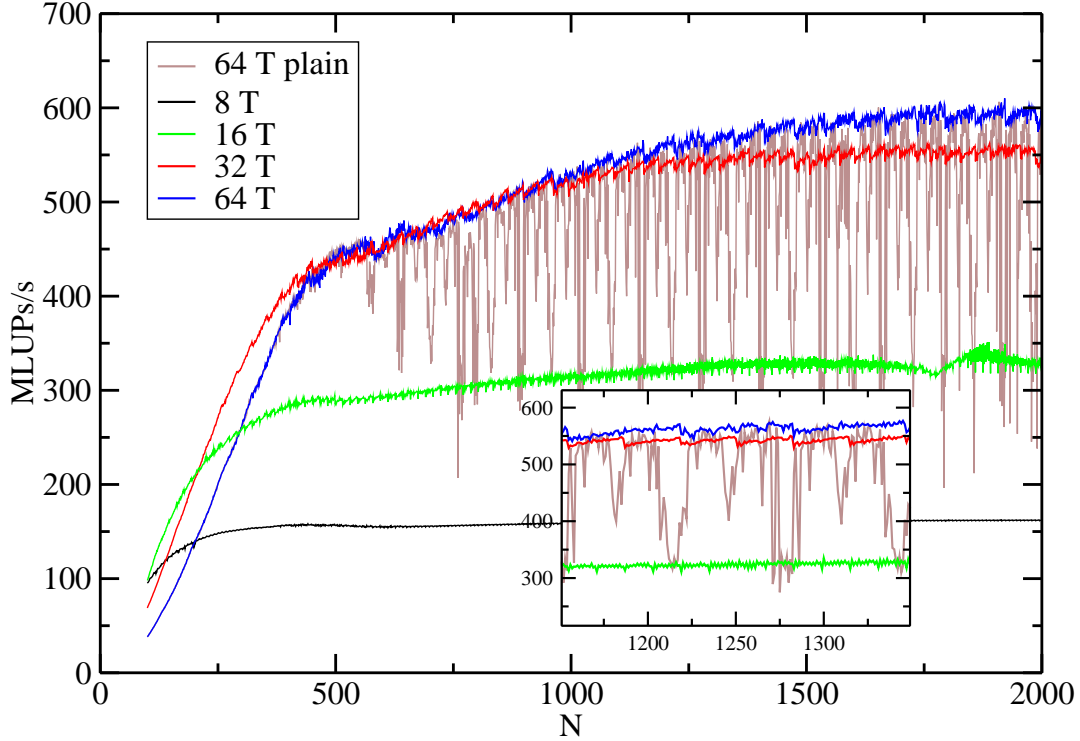


Figure 6: Performance and scaling of 2D heat equation relaxation solver versus problem size with optimal alignment and “static,1” scheduling. See text for parameters. “Plain” data with no alignment optimizations is shown for reference.

the number of threads. This effect can be expected to become more pronounced in the 3D case and will be discussed in the next section on lattice-Boltzmann.

2.4 Lattice-Boltzmann algorithm (LBM)

The advantage of using a special data structure to address alignment problems is its generality and applicability to non-regular problems (e.g., segments of different size). It is, however, in some cases possible to circumvent aliasing effects just by choosing the right data layout. As an example we consider a lattice-Boltzmann benchmark that has been developed out of a production code in order to study various optimizations [9]. For these tests we use a 3D model with 19 distribution functions (D3Q19) on a cubic domain with two disjoint grids (or “toggle arrays”). There is a choice as to which data layout to employ for the cartesian array holding the distribution functions. On cache-based architectures the propagation-optimized “IJKv” data layout, often referred to as “structure of arrays”, is usually the best choice where I, J and K are cartesian coordinates and v denotes the distribution function index. The computational kernel using this layout is sketched in Listing 1. Evidently, the 19 read and 19 write streams are traversed with unit stride in this case.

Judging from the achievable STREAM copy memory bandwidth (≈ 18 GB/s including RFO) and the required load/store traffic for a single lattice site update (456 bytes including RFO), one would expect an LBM performance of roughly 40 MLUPs/s. These kinds of estimates usually give good approximations for standard multi-core architectures [10] if the kernel is really memory-bound.

Fig. 7 shows performance results in MLUPs/s for LBM on a cubic domain of extent N^3 for the standard IJKv layout as well as for an alternative IvJK layout. Obviously the latter choice yields twice the performance than IJKv and also smoother behaviour over a wide range of domain sizes. As the loop nest is parallelized on the outer level, the fortunate number

Listing 1: Computational kernel for the IJKv layout D3Q19 LBM.

```

real*8 f(0:N+1,0:N+1,0:N+1,0:18,0:1)
logical fluidCell(1:N,1:N,1:N)
real*8 dens, ne, ...
!$OMP PARALLEL DO PRIVATE(...)
do z=1,N
do y=1,N; do x=1,N
if ( fluidCell(x,y,z) ) then
! read distributions from local cell
! and calculate moments
dens=f(x,y,z,0,t)+f(x,y,z,1,t)+ &
f(x,y,z,2,t)+...
...
! compute non-equilibrium parts
ne0=...
...
! write updates to neighbouring cells
f(x ,y ,z , 0,tN)=f(x,y,z, 0,t)*...
f(x+1,y+1,z , 1,tN)=f(x,y,z, 1,t)*...
...
f(x ,y-1,z-1,18,tN)=f(x,y,z,18,t)*...
endif
enddo; enddo
enddo
!$OMP END PARALLEL DO

```

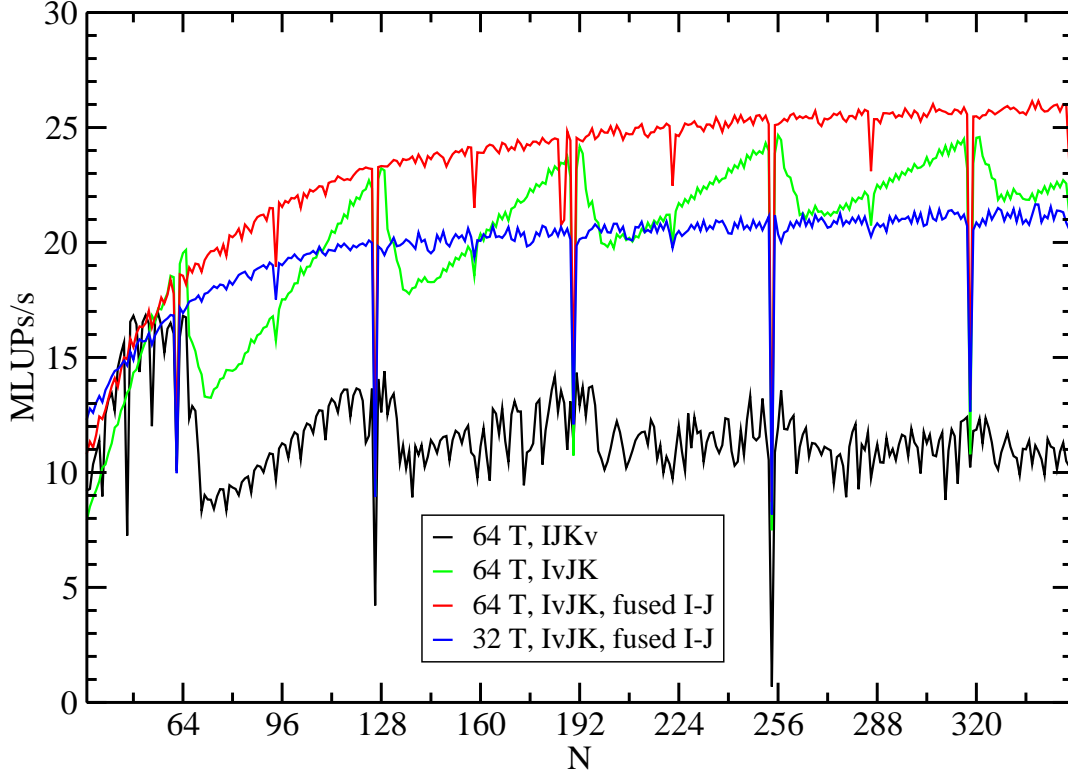


Figure 7: LBM performance versus domain size (cubic) at up to 64 threads using different data layouts and scheduling methodologies. The “modulo variation” can be eliminated by coalescing the outer loop pair (top curve).

of 19 distribution functions leads to an automatic skew between streams when doing the 19 neighbour updates. The large number of concurrent stride-1 write streams is of course instrumental in achieving this effect.

There are two residual peculiarities worth noting. First, if the 1D domain size is a multiple of 64 (minus two boundary layers), the well-known cache thrashing effects are ruinous. This could be eliminated by padding the first array dimension. Second, the sawtooth-like performance pattern is a “modulo effect” which emerges from N not being a multiple of the number of threads. A simple way to remove the pattern is to coalesce several outer loop levels in order to lengthen the OpenMP parallel loop. Results for up to 64 threads and two-way coalescing are also shown in Fig. 7 and corroborate the call for extensions of the OpenMP standard towards more flexible options for parallel execution of loop nests.

However, even when these optimizations are employed, the system falls short of the performance expectations derived from STREAM by a factor of 1.5. As for the reason one may speculate that the T2’s arithmetic units are a limiting factor due to the rather low code balance of LBM of ≈ 2.5 bytes/flop, so that the code is not memory-bound on this processor. This conclusion is supported by the observation that LBM performance does not change if the benchmark is carried out in single precision (the SPARC core’s peak performance is identical for single and double precision). More cores or a larger peak performance per core should thus improve the results.

Interestingly, comparing 32- and 64-thread performance in Figs. 2, 6 and 7 we conclude that the smaller the application balance in bytes/flop the larger the gain when using 64 instead of 32 threads. This is contrary to expectations as strongly memory-bound kernels should benefit from a larger number of outstanding references.

3 Conclusions

We have pinpointed aliasing conflicts when accessing memory on Sun’s UltraSPARC T2 multi-core processor. Due to the simple mapping of memory controllers to physical addresses, bandwidth-intensive code tends to show large performance fluctuations with respect to problem size. Using explicit alignment and padding techniques we were able to remedy aliasing conflicts for a simple vector triad benchmark and a 2D Jacobi heat equation solver. For a D3Q19 lattice-Boltzmann algorithm we could show that an appropriate choice of data layout removes most of the aliasing. We believe these optimizations to be very relevant on large-scale systems because predictable one-node performance is essential for getting good parallel efficiency.

Finally one must emphasize that in the light of upcoming massively multi-core, multi-threaded designs, the rigid OpenMP programming model might not be the ultimate solution for shared-memory parallel programming in the future.

Acknowledgements

We wish to thank Rick Hetherington, Denis Sheahan and Ram Kunda from Sun Microsystems, and Samuel Williams from UCB for valuable discussions.

References

- [1] Sun Microsystems: *OpenSPARC T2 Core Microarchitecture Specification*. http://opensparc-t2.sunsource.net/specs/OpenSPARCT2_Core_Micro_Arch.pdf
- [2] Sun Microsystems, private communication.
- [3] <http://www.cs.virginia.edu/stream/>
- [4] S. W. Williams, L. Oliker, R. Vuduc, K. Yelick, J. Demmel and J. Shalf: *Optimization of Sparse Matrix-vector Multiplication on Emerging Multicore Platforms*. Proceedings of SC07, Reno, Nevada, Nov. 10–16, 2007.

- [5] W. Schönauer: *Scientific Supercomputing: Architecture and Use of Shared and Distributed Memory Parallel Computers*. Self-edition, Karlsruhe (2000), <http://www.rz.uni-karlsruhe.de/~rx03/book>
- [6] M. H. Austern: *Segmented Iterators and Hierarchical Algorithms*. In M. Jazayeri, R. G. K. Loos, and D. R. Musser (ed.), *Generic programming: International Seminar on Generic Programming*, Dagstuhl Castle, Germany, Apr 28 – May 1, 1998, Selected Papers, Springer, 2000. Series: Lecture Notes in Computer Science, Vol. 1766. ISBN: 978-3-540-41090-4
- [7] H. Stengel: *C++ programming techniques for High Performance Computing on systems with non-uniform memory access using OpenMP*. Diploma thesis, University of Applied Sciences Nuremberg, 2007 (in German). <http://www.hpc.rrze.uni-erlangen.de/Projekte/numa.shtml>
- [8] G. Hager et al.: *Using segmented iterators for locality and alignment optimizations on current cache-based architectures*. In preparation.
- [9] G. Wellein, T. Zeiser, S. Donath and G. Hager: *On the Single Processor Performance of Simple Lattice Boltzmann Kernels*. *Computers & Fluids* **35**, 910–919, 2006.
- [10] S. Donath, K. Iglberger, G. Wellein, T. Zeiser, A. Nitsure, U. Rüde: *Performance comparison of different parallel lattice Boltzmann implementations on multi-core multi-socket systems*. Accepted for publication in *Int. J. Comp. Sci. Eng.*, 2007.