

Direct Measurements of the Branching Fractions for Inclusive K^\pm and Inclusive Semileptonic Decays of D^+ and D^0 Mesons

BES Collaboration

M. Ablikim¹, J. Z. Bai¹, Y. Ban¹², X. Cai¹, H. F. Chen¹⁶, H. S. Chen¹, H. X. Chen¹, J. C. Chen¹, Jin Chen¹, Y. B. Chen¹, Y. P. Chu¹, Y. S. Dai¹⁸, L. Y. Diao⁹, Z. Y. Deng¹, Q. F. Dong¹⁵, S. X. Du¹, J. Fang¹, S. S. Fang^{1a}, C. D. Fu¹⁵, C. S. Gao¹, Y. N. Gao¹⁵, S. D. Gu¹, Y. T. Gu⁴, Y. N. Guo¹, K. L. He¹, M. He¹³, Y. K. Heng¹, J. Hou¹¹, H. M. Hu¹, J. H. Hu³, T. Hu¹, X. T. Huang¹³, X. B. Ji¹, X. S. Jiang¹, X. Y. Jiang⁵, J. B. Jiao¹³, D. P. Jin¹, S. Jin¹, Y. F. Lai¹, G. Li^{1b}, H. B. Li¹, J. Li¹, R. Y. Li¹, S. M. Li¹, W. D. Li¹, W. G. Li¹, X. L. Li¹, X. N. Li¹, X. Q. Li¹¹, Y. F. Liang¹⁴, H. B. Liao¹, B. J. Liu¹, C. X. Liu¹, F. Liu⁶, Fang Liu¹, H. H. Liu¹, H. M. Liu¹, J. Liu^{1c}, J. B. Liu¹, J. P. Liu¹⁷, Jian Liu¹, Q. Liu¹, R. G. Liu¹, Z. A. Liu¹, Y. C. Lou⁵, F. Lu¹, G. R. Lu⁵, J. G. Lu¹, C. L. Luo¹⁰, F. C. Ma⁹, H. L. Ma², L. L. Ma^{1d}, Q. M. Ma¹, Z. P. Mao¹, X. H. Mo¹, J. Nie¹, R. G. Ping¹, N. D. Qi¹, H. Qin¹, J. F. Qiu¹, Z. Y. Ren¹, G. Rong¹, X. D. Ruan⁴, L. Y. Shan¹, L. Shang¹, D. L. Shen¹, X. Y. Shen¹, H. Y. Sheng¹, H. S. Sun¹, S. S. Sun¹, Y. Z. Sun¹, Z. J. Sun¹, X. Tang¹, G. L. Tong¹, D. Y. Wang^{1e}, L. Wang¹, L. L. Wang¹, L. S. Wang¹, M. Wang¹, P. Wang¹, P. L. Wang¹, Y. F. Wang¹, Z. Wang¹, Z. Y. Wang¹, Zheng Wang¹, C. L. Wei¹, D. H. Wei¹, Y. Weng¹, N. Wu¹, X. M. Xia¹, X. X. Xie¹, G. F. Xu¹, X. P. Xu⁶, Y. Xu¹¹, M. L. Yan¹⁶, H. X. Yang¹, Y. X. Yang³, M. H. Ye², Y. X. Ye¹⁶, G. W. Yu¹, C. Z. Yuan¹, Y. Yuan¹, S. L. Zang¹, Y. Zeng⁷, B. X. Zhang¹, B. Y. Zhang¹, C. C. Zhang¹, D. H. Zhang¹, H. Q. Zhang¹, H. Y. Zhang¹, J. W. Zhang¹, J. Y. Zhang¹, S. H. Zhang¹, X. Y. Zhang¹³, Yiyun Zhang¹⁴, Z. X. Zhang¹², Z. P. Zhang¹⁶, D. X. Zhao¹, J. W. Zhao¹, M. G. Zhao¹, P. P. Zhao¹, W. R. Zhao¹, Z. G. Zhao^{1f}, H. Q. Zheng¹², J. P. Zheng¹, Z. P. Zheng¹, L. Zhou¹, K. J. Zhu¹, Q. M. Zhu¹, Y. C. Zhu¹, Y. S. Zhu¹, Z. A. Zhu¹, B. A. Zhuang¹, X. A. Zhuang¹, B. S. Zou¹

¹ *Institute of High Energy Physics, Beijing 100049, People's Republic of China*

² *China Center for Advanced Science and Technology (CCAST), Beijing 100080, People's Republic of China*

³ *Guangxi Normal University, Guilin 541004, People's Republic of China*

⁴ *Guangxi University, Nanning 530004, People's Republic of China*

⁵ *Henan Normal University, Xinxiang 453002, People's Republic of China*

⁶ *Huazhong Normal University, Wuhan 430079, People's Republic of China*

⁷ *Hunan University, Changsha 410082, People's Republic of China*

⁸ *Jinan University, Jinan 250022, People's Republic of China*

⁹ *Liaoning University, Shenyang 110036, People's Republic of China*

¹⁰ *Nanjing Normal University, Nanjing 210097, People's Republic of China*

¹¹ *Nankai University, Tianjin 300071, People's Republic of China*

¹² *Peking University, Beijing 100871, People's Republic of China*

¹³ *Shandong University, Jinan 250100, People's Republic of China*

¹⁴ *Sichuan University, Chengdu 610064, People's Republic of China*

¹⁵ *Tsinghua University, Beijing 100084, People's Republic of China*

¹⁶ *University of Science and Technology of China, Hefei 230026, People's Republic of China*

¹⁷ *Wuhan University, Wuhan 430072, People's Republic of China*

¹⁸ *Zhejiang University, Hangzhou 310028, People's Republic of China*

^a *Current address: DESY, D-22607, Hamburg, Germany*

^b *Current address: Universite Paris XI, LAL-Bat. 208-BP34, 91898-ORSAY Cedex, France*

^c *Current address: Max-Planck-Institut fuer Physik, Foehringer Ring 6, 80805 Munich, Germany*

^d *Current address: University of Toronto, Toronto M5S 1A7, Canada*

^e *Current address: CERN, CH-1211 Geneva 23, Switzerland*

^f *Current address: University of Michigan, Ann Arbor, MI 48109, USA*

With singly-tagged \bar{D} samples selected from the data collected at and around 3.773 GeV with the BESII detector at the BEPC collider, we have measured the branching fractions for the inclusive K^\pm decays of D^+ and D^0 mesons, which are $BF(D^+ \rightarrow K^- X) = (24.7 \pm 1.3 \pm 1.2)\%$, $BF(D^+ \rightarrow K^+ X) = (6.1 \pm 0.9 \pm 0.4)\%$, $BF(D^0 \rightarrow K^- X) = (57.8 \pm 1.6 \pm 3.2)\%$ and $BF(D^0 \rightarrow K^+ X) = (3.5 \pm 0.7 \pm 0.3)\%$, respectively. We have also measured the branching fractions for the inclusive semileptonic decays of D^+ and D^0 mesons to be $BF(D^+ \rightarrow e^+ X) = (15.2 \pm 0.9 \pm 0.8)\%$ and $BF(D^0 \rightarrow e^+ X) = (6.3 \pm 0.7 \pm 0.4)\%$. These yield the ratio of their partial widths to be $\Gamma(D^+ \rightarrow e^+ X)/\Gamma(D^0 \rightarrow e^+ X) = 0.95 \pm 0.12 \pm 0.07$.

I. INTRODUCTION

Measurements of the branching fractions for inclusive K^\pm decays of charged and neutral D mesons give us some useful information about the relative strengths of the inclusive decay processes. Measurements of the branching fractions for inclusive semileptonic decays of D^+ and D^0 mesons provide some tests of the contributions from different decay diagrams and provide some information for understanding the origin of the lifetime difference of D^+ and D^0 mesons. These measurements can serve as a check on the sum of the measured branching fractions [1] for the exclusive decay modes of D mesons, which can guide one to search for some new decay modes. Moreover, these measurements can also provide helpful information for the studies of the B meson decays.

In this Letter, we report direct measurements of the branching fractions for the inclusive decays $D^+ \rightarrow K^- X$ ($X = \text{any particles}$) and $D^0 \rightarrow K^- X$, as well as the inclusive decays $D^+ \rightarrow K^+ X$ and $D^0 \rightarrow K^+ X$. We also report direct measurements of the branching fractions for the inclusive semileptonic decays $D^+ \rightarrow e^+ X$ and $D^0 \rightarrow e^+ X$. Then, we determine the ratio of their partial widths, $\Gamma(D^+ \rightarrow e^+ X)/\Gamma(D^0 \rightarrow e^+ X)$. These measurements are made by analyzing the data of about 33 pb^{-1} collected at and around 3.773 GeV with the BESII detector at the BEPC collider.

II. BESII DETECTOR

The BESII is a conventional cylindrical magnetic detector [2] operated at the Beijing Electron-Positron Collider (BEPC) [3]. A 12-layer Vertex Chamber (VC) surrounding the beryllium beam pipe provides input to the event trigger, as well as coordinate information. A forty-layer main drift chamber (MDC) located just outside the VC yields precise measurements of charged particle trajectories with a solid angle coverage of 85% of 4π ; it also provides ionization energy loss (dE/dx) measurements which are used for particle identification. Momentum resolution of $1.7\% \sqrt{1+p^2}$ (p in GeV/ c) and dE/dx resolution of 8.5% for Bhabha scattering electrons are obtained for the data taken at $\sqrt{s} = 3.773$ GeV. An array of 48 scintillation counters surrounding the MDC measures the time of flight (TOF) of charged particles with a resolution of about 180 ps for electrons. Outside the TOF, a 12 radiation length, lead-gas barrel shower counter (BSC), operating in limited streamer mode, measures the energies of electrons and photons over 80% of the total solid angle with an energy resolution of $\sigma_E/E = 0.22/\sqrt{E}$ (E in GeV) and spatial resolutions of $\sigma_\phi = 7.9$ mrad and $\sigma_Z = 2.3$ cm for electrons. A solenoidal magnet outside the BSC provides a 0.4 T magnetic field in the central tracking region of the detector. Three double-layer muon counters instrument the magnet flux return and serve to identify muons with momentum greater than 500 MeV/ c . They cover 68% of the total solid angle.

III. DATA ANALYSIS

The $\psi(3770)$ resonance is produced in electron-positron (e^+e^-) annihilation at the center-of-mass energy of about 3.773 GeV. It decays to $D\bar{D}$ pairs ($D^0\bar{D}^0$ and D^+D^-) with a large branching fraction [4, 5]. If one D meson is fully reconstructed (called singly-tagged \bar{D} event), there must be another D meson in the system recoiling against the singly-tagged \bar{D} meson. This makes it possible to directly measure the branching fractions for the inclusive decays of D^+ and D^0 mesons. To do so, we first reconstruct the singly-tagged \bar{D} mesons [6, 7, 8, 9] from the data. In the system recoiling against the singly-tagged \bar{D} mesons, we select the candidates for the inclusive decays of D^+ and D^0 mesons, and measure the branching fractions for these decays directly. Throughout the Letter, charge conjugates are implied.

A. Event selection

All charged tracks used in data analysis are required to be well reconstructed in the MDC with good helix fits, and to satisfy $|\cos\theta| < 0.85$, where θ is the polar angle of the charged track. Each track, except for those from K_S^0 , must originate from the interaction region, which requires that the closest approach to the interaction point of a charged track in the xy -plane is less than 2.0 cm and in the z direction is less than 20.0 cm.

The charged kaons, pions and electrons are identified with the dE/dx , TOF and BSC measurements. With these measurements, we calculate the confidence levels (CL_K , CL_π and CL_e) for a kaon, a pion and an electron hypotheses. The pion candidate is required to have $CL_\pi > 0.001$. The kaon candidate is required to satisfy $CL_K > CL_\pi$ and $CL_K > 0.001$. The electron candidate is required to satisfy $CL_e > 0.01$ and $CL_e/(CL_e + CL_K + CL_\pi) > 0.8$.

The neutral kaons are reconstructed through the decay $K_S^0 \rightarrow \pi^+\pi^-$. The candidate tracks used for the K_S^0 reconstruction are required to originate from the interaction region $V_{xy} < 8.0$ cm and $|V_z| < 20.0$ cm, where V_{xy} and $|V_z|$ are the closet approaches of the charged track in the xy -plane and z direction.

The neutral pions are reconstructed through the decay $\pi^0 \rightarrow \gamma\gamma$. In order to reduce background, we require that the good photon candidates satisfy the following criteria: the energy deposited in the BSC of each photon is greater than 70 MeV, the electromagnetic shower starts in the first five readout layers, the angle between the photon and the nearest charged track is greater than 22° [6, 8, 9], the angle between the cluster development direction and the photon emission direction is less than 37° [6, 8, 9].

B. Singly-tagged \bar{D} samples

The singly-tagged D^- mesons are reconstructed in nine hadronic decays of $K^+\pi^-\pi^-$, $K^0\pi^-$, K^0K^- , $K^+K^-\pi^-$, $K^0\pi^-\pi^-\pi^+$, $K^0\pi^-\pi^0$, $K^+\pi^-\pi^-\pi^0$, $K^+\pi^-\pi^-\pi^-\pi^+$ and $\pi^-\pi^-\pi^+$. The singly-tagged \bar{D}^0 mesons are reconstructed in three hadronic decays of $K^+\pi^-$, $K^+\pi^-\pi^0$ and $K^+\pi^-\pi^-\pi^+$. Total $5321 \pm 149(\text{stat.}) \pm 160(\text{sys.})$ singly-tagged D^- mesons and $7033 \pm 193(\text{stat.}) \pm 316(\text{sys.})$ singly-tagged \bar{D}^0 mesons are reconstructed from the data by examining the invariant masses of the $mKn\pi(m = 0, 1, 2; n = 0, 1, 2, 3, 4)$ combinations. Refs. [6, 7, 8, 9] described the details about the selection of the singly-tagged D^- and \bar{D}^0 mesons.

C. Candidates for $D^+ \rightarrow e^+X$ and $D^0 \rightarrow e^+X$

The electron candidates are selected from the surviving charged tracks in the system recoiling against the singly-tagged \bar{D} mesons. The selected candidate tracks are required to originate from the same vertex as those decay from the singly-tagged \bar{D} mesons by requiring $\delta z < 2\sigma_{\delta z}$ (2.0 cm), where δz is the minimum distance in the z direction between the candidate track and those decay from the singly-tagged \bar{D} mesons, $\sigma_{\delta z}$ is the standard deviation of the δz distribution.

Electrons with the charge opposite to the charm of the singly-tagged \bar{D} meson are defined as the right-sign electrons; on the contrary, they are defined as the wrong-sign electrons. The wrong-sign electrons accounting for the decay $\pi^0 \rightarrow \gamma e^+e^-$ and γ conversions, etc. are used to estimate the charge-symmetric background in the selected right-sign electrons.

The electron, kaon and pion may be misidentified to each other with different probabilities in different momentum ranges. In order to remove such background from the electron samples, we need to know the yield $N_{\pi,i}^{\text{obs}}$ (throughout the Letter, the i denotes the i th momentum range) of pions and the yield $N_{K,i}^{\text{obs}}$ of kaons besides the yield $N_{e,i}^{\text{obs}}$ of electrons. They are also selected in the system recoiling against the singly-tagged \bar{D} mesons, and similarly separated into the right-sign and wrong-sign pions or kaons. In addition, we also need to know the efficiencies $\epsilon_{e,i}$, $\epsilon_{\pi,i}$ and $\epsilon_{K,i}$ of identifying electron, pion and kaon, as well as the probability $f_{b \rightarrow a,i}$ of misidentifying the particle b as a . Here, a and $b = e, \pi, K$, but $b \neq a$. These efficiencies and misidentified probabilities in each momentum range are shown in Fig. 1. In Fig. 1(a), the dots with error bars show the efficiencies of identifying electron, and the squares (circles) with error bars show the probabilities of misidentifying electron as pion (kaon). In Fig. 1(b), the squares with error bars show the efficiencies of identifying pion, and the dots (circles) with error bars show the probabilities of misidentifying pion as electron (kaon). In Fig. 1(c), the circles with error bars show the efficiencies of identifying kaon,

and the dots (squares) with error bars show the probabilities of misidentifying kaon as electron (pion). The efficiencies and misidentified probabilities are estimated by analyzing pure electron, pion and kaon samples. The electron sample is selected from the radiative Bhabha events. The pion and kaon samples are selected from the $J/\psi \rightarrow \omega\pi^+\pi^-$ and $J/\psi \rightarrow \phi K^+K^-$ events, respectively.

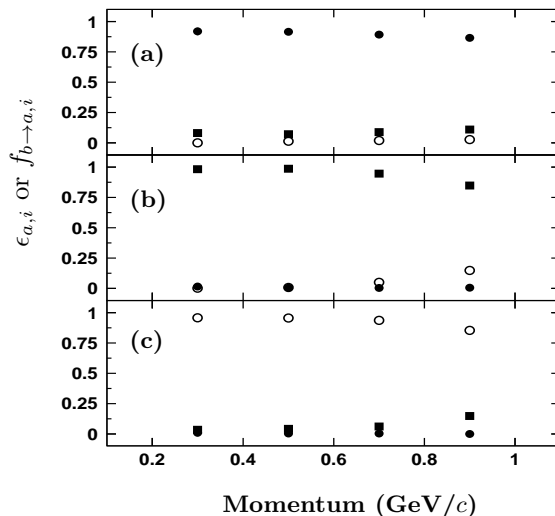


Fig. 1: The efficiencies $\epsilon_{a,i}$ and misidentified probabilities $f_{b \rightarrow a,i}$ (see text).

Figures 2, 3, 4 and 5 show the resulting distributions of the invariant masses of the $mKn\pi$ combinations for the events in which the candidates for the right-sign and wrong-sign electrons and kaons are observed in the system recoiling against the $mKn\pi$ combinations. Fitting to these mass spectra with a Gaussian function for the \bar{D} signal and a special function [6, 7, 8, 9] for the background, we obtain the numbers $N_{e,i}^{\text{obs}}(R)$, $N_{K,i}^{\text{obs}}(R)$ of the right-sign electrons and kaons, and the numbers $N_{e,i}^{\text{obs}}(W)$, $N_{K,i}^{\text{obs}}(W)$ of the wrong-sign electrons and kaons observed from the data. In the fits, the masses of the D^- and \bar{D}^0 mesons are fixed at $1.8693 \text{ GeV}/c^2$ and $1.8650 \text{ GeV}/c^2$, and their mass resolutions are fixed at $2.75 \text{ MeV}/c^2$ and $2.90 \text{ MeV}/c^2$, respectively, which are determined from fitting the average $mKn\pi$ mass spectra. The numbers $N_{\pi,i}^{\text{obs}}(R)$ and $N_{\pi,i}^{\text{obs}}(W)$ of the right-sign and wrong-sign pions observed from the data are obtained through a similar analysis.

The real yields $N_{e,i}^{\text{real}}$, $N_{\pi,i}^{\text{real}}$, $N_{K,i}^{\text{real}}$ of the right-sign or wrong-sign electrons, pions and kaons are obtained through an unfolding procedure by the matrix equation,

$$\begin{pmatrix} N_{e,i}^{\text{obs}} \\ N_{\pi,i}^{\text{obs}} \\ N_{K,i}^{\text{obs}} \end{pmatrix} = \begin{pmatrix} \epsilon_{e,i} & f_{\pi \rightarrow e,i} & f_{K \rightarrow e,i} \\ f_{e \rightarrow \pi,i} & \epsilon_{\pi,i} & f_{K \rightarrow \pi,i} \\ f_{e \rightarrow K,i} & f_{\pi \rightarrow K,i} & \epsilon_{K,i} \end{pmatrix} \begin{pmatrix} N_{e,i}^{\text{real}} \\ N_{\pi,i}^{\text{real}} \\ N_{K,i}^{\text{real}} \end{pmatrix}.$$

Inserting $N_{a,i}^{\text{obs}}(R)$, $\epsilon_{a,i}$ and $f_{b \rightarrow a,i}$ in the matrix equation for the unfolding procedure, we obtain the real yield

$N_{e,i}^{\text{real}}(R)$ of the right-sign electrons in the i th momentum range. Similarly, using $N_{a,i}^{\text{obs}}(W)$, $\epsilon_{a,i}$ and $f_{b \rightarrow a,i}$, we obtain the real yield $N_{e,i}^{\text{real}}(W)$ of the wrong-sign electrons in the i th momentum range. Subtracting $N_{e,i}^{\text{real}}(W)$ from $N_{e,i}^{\text{real}}(R)$, yields the number $N_{D \rightarrow e^+ X, i}^{\text{real}}$ of the inclusive semileptonic decay $D \rightarrow e^+ X$ in the i th momentum range. Adding the numbers of $N_{D \rightarrow e^+ X, i}^{\text{real}}$ in all momentum ranges, we obtain the total number $N_{D \rightarrow e^+ X}^{\text{real}}$ of the inclusive semileptonic decay $D \rightarrow e^+ X$, as summarized in Tab. I.

D. Candidates for $D \rightarrow K^- X$ and $D \rightarrow K^+ X$

In fact, the wrong-sign and right-sign kaons observed in the system recoiling against the singly-tagged \bar{D} mesons correspond to the decay $D \rightarrow K^- X$ and the decay $D \rightarrow K^+ X$, respectively. The above unfolding procedure can also give the real numbers $N_{K,i}^{\text{real}}(W)$ and $N_{K,i}^{\text{real}}(R)$ of the wrong-sign and right-sign kaons in the i th momentum range. Adding these unfolded yields of the wrong-sign and right-sign kaons in all momentum ranges yields the total numbers $N_{D \rightarrow K^-, +X}^{\text{real}}$ of the inclusive decays $D \rightarrow K^- X$ and $D \rightarrow K^+ X$, respectively. These numbers are summarized in Tabs. II and III.

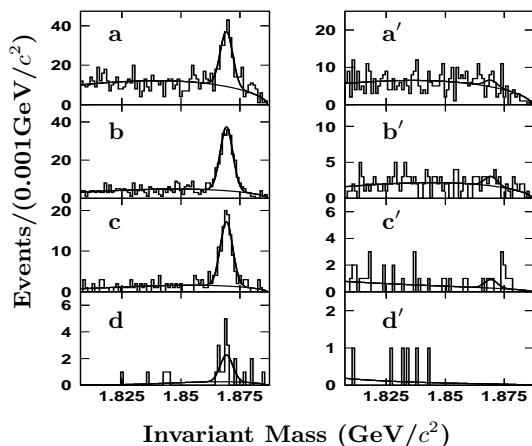


Fig. 2: The distributions of the invariant masses of the $mK\eta\pi$ combinations for the events in which the candidates for the right-sign (left) and wrong-sign (right) electrons with the momentum within (a) 0.2-0.4 GeV/c, (b) 0.4-0.6 GeV/c, (c) 0.6-0.8 GeV/c and (d) 0.8-1.0 GeV/c ranges are observed in the system recoiling against the $mK\eta\pi$ combinations (for the singly-tagged D^- mesons).

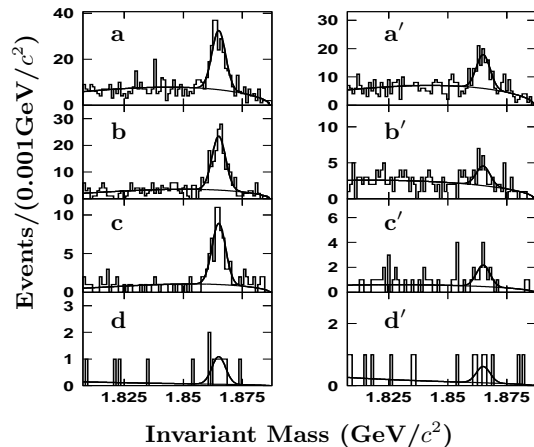


Fig. 3: The distributions of the invariant masses of the $mK\eta\pi$ combinations for the events in which the candidates for the right-sign (left) and wrong-sign (right) electrons with the momentum within (a) 0.2-0.4 GeV/c, (b) 0.4-0.6 GeV/c, (c) 0.6-0.8 GeV/c and (d) 0.8-1.0 GeV/c ranges are observed in the system recoiling against the $mK\eta\pi$ combinations (for the singly-tagged \bar{D}^0 mesons).

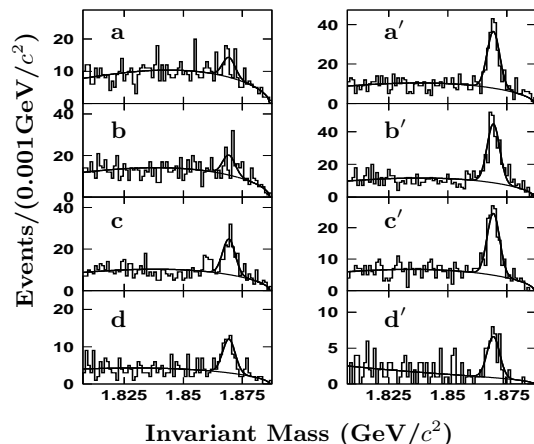


Fig. 4: The distributions of the invariant masses of the $mK\eta\pi$ combinations for the events in which the candidates for the right-sign (left) and wrong-sign (right) kaons with the momentum within (a) 0.2-0.4 GeV/c, (b) 0.4-0.6 GeV/c, (c) 0.6-0.8 GeV/c and (d) 0.8-1.0 GeV/c ranges are observed in the system recoiling against the $mK\eta\pi$ combinations (for the singly-tagged D^- mesons).

IV. RESULTS

A. Monte Carlo efficiency

The efficiencies for reconstruction of the inclusive decays $D^{+,0} \rightarrow K^{\cdot,+} X$ and $D^{+,0} \rightarrow e^+ X$ are estimated by Monte Carlo simulation. The Monte Carlo events are generated as $e^+ e^- \rightarrow D \bar{D}$, where \bar{D} decays to the singly-

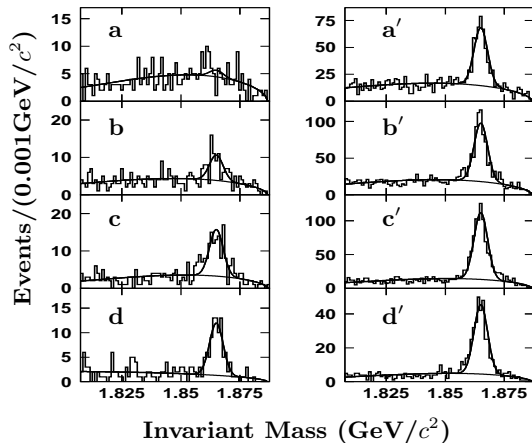


Fig. 5: The distributions of the invariant masses of the $mK\pi\pi$ combinations for the events in which the candidates for the right-sign (left) and wrong-sign (right) kaons with the momentum within (a) 0.2-0.4 GeV/c, (b) 0.4-0.6 GeV/c, (c) 0.6-0.8 GeV/c and (d) 0.8-1.0 GeV/c ranges are observed in the system recoiling against the $mK\pi\pi$ combinations (for the singly-tagged \bar{D}^0 mesons).

Tab. I: The real numbers of the inclusive semileptonic decays $D^+ \rightarrow e^+X$ and $D^0 \rightarrow e^+X$.

$p_e(\text{GeV}/c)$	$D^+ \rightarrow e^+X$	$D^0 \rightarrow e^+X$
0.2~0.4	171.7 ± 21.3	97.9 ± 24.0
0.4~0.6	227.2 ± 19.4	131.0 ± 17.2
0.6~0.8	107.9 ± 13.2	57.4 ± 11.4
0.8~1.0	14.2 ± 4.8	3.3 ± 4.3
Total	520.9 ± 32.1	289.6 ± 31.9

tagged \bar{D} modes and D decays to the $K^{-,+}(e^+)X$. The efficiencies are obtained by weighting the branching fractions quoted from PDG06 [1] and the numbers of singly-tagged \bar{D} events. These are $\epsilon_{D^+ \rightarrow K^-X} = (48.1 \pm 0.9)\%$, $\epsilon_{D^+ \rightarrow K^+X} = (57.8 \pm 2.8)\%$, $\epsilon_{D^0 \rightarrow K^-X} = (51.6 \pm 0.4)\%$, $\epsilon_{D^0 \rightarrow K^+X} = (48.4 \pm 2.4)\%$, $\epsilon_{D^+ \rightarrow e^+X} = (64.4 \pm 1.0)\%$ and $\epsilon_{D^0 \rightarrow e^+X} = (65.2 \pm 1.0)\%$, where the error is statistical.

Tab. II: The real numbers of the inclusive decays $D^+ \rightarrow K^-X$ and $D^+ \rightarrow K^+X$.

$p_K(\text{GeV}/c)$	$D^+ \rightarrow K^-X$	$D^+ \rightarrow K^+X$
0.2~0.4	198.7 ± 18.6	44.4 ± 11.9
0.4~0.6	259.3 ± 20.8	44.7 ± 13.8
0.6~0.8	132.4 ± 15.6	72.9 ± 15.4
0.8~1.0	40.8 ± 8.6	26.7 ± 12.8
Total	631.2 ± 33.1	188.7 ± 27.0

Tab. III: The real numbers of the inclusive decays $D^0 \rightarrow K^-X$ and $D^0 \rightarrow K^+X$.

$p_K(\text{GeV}/c)$	$D^0 \rightarrow K^-X$	$D^0 \rightarrow K^+X$
0.2~0.4	406.5 ± 27.2	12.3 ± 8.9
0.4~0.6	603.6 ± 32.4	36.7 ± 10.7
0.6~0.8	758.9 ± 34.3	52.9 ± 13.9
0.8~1.0	328.9 ± 23.6	17.1 ± 12.7
Total	2097.9 ± 59.3	118.9 ± 23.4

B. Branching fractions

The branching fractions for the inclusive decay $D^{+,0} \rightarrow K^{-,+}(e^+)X$ is determined by

$$BF(D^{+,0} \rightarrow K^{-,+}(e^+)X) = \frac{N_{D^{+,0} \rightarrow K^{-,+}(e^+)X}^{\text{real}}}{N_{\bar{D}_{\text{tag}}} \times \epsilon_{D^{+,0} \rightarrow K^{-,+}(e^+)X}}, \quad (1)$$

where $N_{D^{+,0} \rightarrow K^{-,+}(e^+)X}^{\text{real}}$ is the real number of the inclusive decay $D^{+,0} \rightarrow K^{-,+}(e^+)X$, $N_{\bar{D}_{\text{tag}}}$ is the total number of the singly-tagged D^- or \bar{D}^0 mesons, $\epsilon_{D^{+,0} \rightarrow K^{-,+}(e^+)X}$ is the detection efficiency for $D^{+,0} \rightarrow K^{-,+}(e^+)X$. Inserting these numbers in Eq. (1), we obtain the branching fractions for these inclusive decays to be

$$BF(D^+ \rightarrow K^-X) = (24.7 \pm 1.3 \pm 1.2)\%,$$

$$BF(D^+ \rightarrow K^+X) = (6.1 \pm 0.9 \pm 0.4)\%,$$

$$BF(D^0 \rightarrow K^-X) = (57.8 \pm 1.6 \pm 3.2)\%,$$

$$BF(D^0 \rightarrow K^+X) = (3.5 \pm 0.7 \pm 0.3)\%,$$

$$BF(D^+ \rightarrow e^+X) = (15.2 \pm 0.9 \pm 0.8)\%$$

and

$$BF(D^0 \rightarrow e^+X) = (6.3 \pm 0.7 \pm 0.4)\%,$$

where the first errors are statistical and the second systematic. The systematic errors arise mainly from the uncertainties in the tracking efficiency (2.0% per track [6, 7, 8, 9]), the particle identification (0.5% per track for kaon and pion, 1.0% per track for electron [6, 7, 8, 9]), the δz selection criterion (1.8% for the D^+ decays and 1.7% for the D^0 decays), the Monte Carlo statistics of the detection efficiencies ((0.8 ~ 5.0)%), the number of the singly-tagged \bar{D} mesons (3.0% for D^- and 4.5% for \bar{D}^0 [6, 8, 9]) and the statistics of the $\epsilon_{a,i}$ and $f_{b \rightarrow a,i}$ ((1.5 ~ 3.8)%). In addition, there is the uncertainty in the efficiency for identifying electron and the

probability for misidentifying electron as kaon or pion due to the difference of event topologies between radiative Bhabha and $D\bar{D}$ events. This uncertainty is estimated to be about 2.1% by analyzing radiative Bhabha and $D\bar{D}$ Monte Carlo events. Adding these uncertainties in quadrature yields the total systematic errors 4.9%, 6.8%, 5.5%, 8.2%, 5.1% and 6.2% for $D^+ \rightarrow K^- X$, $D^+ \rightarrow K^+ X$, $D^0 \rightarrow K^- X$, $D^0 \rightarrow K^+ X$, $D^+ \rightarrow e^+ X$ and $D^0 \rightarrow e^+ X$, respectively. The measured branching fractions are well consistent with the measurements [10, 11] from the MARKIII and CLEO Collaborations.

C. Ratios of $\frac{BF(D^+ \rightarrow e^+ X)}{BF(D^0 \rightarrow e^+ X)}$ and $\frac{\Gamma(D^+ \rightarrow e^+ X)}{\Gamma(D^0 \rightarrow e^+ X)}$

With the measured branching fractions for $D^+ \rightarrow e^+ X$ and $D^0 \rightarrow e^+ X$, we determine the ratio of the two branching fractions to be

$$\frac{BF(D^+ \rightarrow e^+ X)}{BF(D^0 \rightarrow e^+ X)} = 2.41 \pm 0.30 \pm 0.18, \quad (2)$$

where the first error is statistical and the second systematic arising from some uncanceled uncertainties in the measurements of the branching fractions.

Using the above ratio and the lifetimes of D^+ and D^0 mesons [1], we obtain the ratio of their partial widths to be

$$\frac{\Gamma(D^+ \rightarrow e^+ X)}{\Gamma(D^0 \rightarrow e^+ X)} = 0.95 \pm 0.12 \pm 0.07, \quad (3)$$

where the first error is statistical and the second systematic. The systematic error arises from the uncertainty in the measured ratio of $BF(D^+ \rightarrow e^+ X)/BF(D^0 \rightarrow e^+ X)$, and the uncertainties in the lifetimes of D^+ and D^0 mesons. This measured ratio is consistent within error with those [10, 11] measured by the MARKIII and CLEO Collaborations. This work and the previous works reported in Refs. [8, 12] confirm that the isospin conservation holds in the semileptonic decays of D^+ and D^0 mesons.

V. SUMMARY

In summary, by analyzing the data of about 33 pb^{-1} collected at and around 3.773 GeV with the BESII detector at the BEPC collider, we have measured the branching fractions for the inclusive K^\pm decays of D^+ and D^0 mesons to be $BF(D^+ \rightarrow K^- X) = (24.7 \pm 1.3 \pm 1.2)\%$, $BF(D^+ \rightarrow K^+ X) = (6.1 \pm 0.9 \pm 0.4)\%$, $BF(D^0 \rightarrow K^- X) = (57.8 \pm 1.6 \pm 3.2)\%$ and $BF(D^0 \rightarrow K^+ X) = (3.5 \pm 0.7 \pm 0.3)\%$ with improved precision compared to those listed in PDG06 [1]. We have also measured the branching fractions for the inclusive semileptonic decays of D^+ and D^0 mesons to be $BF(D^+ \rightarrow e^+ X) = (15.2 \pm 0.9 \pm 0.8)\%$ and $BF(D^0 \rightarrow e^+ X) = (6.3 \pm 0.7 \pm 0.4)\%$, respectively. These yield the ratio of their partial widths to be $\Gamma(D^+ \rightarrow e^+ X)/\Gamma(D^0 \rightarrow e^+ X) = 0.95 \pm 0.12 \pm 0.07$, which supports the spectator model of the D meson decays.

VI. ACKNOWLEDGMENTS

The BES collaboration thanks the staff of BEPC for their hard efforts. This work is supported in part by the National Natural Science Foundation of China under contracts Nos. 10491300, 10225524, 10225525, 10425523, the Chinese Academy of Sciences under contract No. KJ 95T-03, the 100 Talents Program of CAS under Contract Nos. U-11, U-24, U-25, the Knowledge Innovation Project of CAS under Contract Nos. U-602, U-34 (IHEP), the National Natural Science Foundation of China under Contract No. 10225522 (Tsinghua University).

-
- [1] W.-M. Yao *et al.*, Journal of Physics **G33**, 1 (2006).
 - [2] BES Collaboration, J. Z. Bai *et al.*, Nucl. Instrum. Methods. **A458**, 627 (2001).
 - [3] M. H. Ye and Z. P. Zheng, Proceeding of the XIV International Symposium on Lepton and Photon Interaction, Stanford, California, 1989 (World Scientific, Singapore, 1990).
 - [4] BES Collaboration, M. Ablikim, *et al.*, Phys. Lett. **B641**, 145 (2006); Phys. Rev. Lett. **97**, 121801 (2006).
 - [5] CLEO Collaboration, D. Besson *et al.*, Phys. Rev. Lett. **96**, 092002 (2006)
 - [6] BES Collaboration, M. Ablikim *et al.*, Phys. Lett. **B597**, 39 (2004).
 - [7] BES Collaboration, M. Ablikim *et al.*, Phys. Lett. **B603**, 130 (2004).
 - [8] BES Collaboration, M. Ablikim *et al.*, Phys. Lett. **B608**, 24 (2004).
 - [9] BES Collaboration, M. Ablikim *et al.*, Eur. Phys. J. **C47**, 31 (2006).
 - [10] MARKIII Collaboration, R. M. Baltrusaitis *et al.*, Phys. Rev. Lett. **54**, 1976 (1985).
 - [11] CLEO Collaboration, N. E. Adam *et al.*, Phys. Rev. Lett. **97**, 251801 (2006).
 - [12] BES Collaboration, M. Ablikim *et al.*, Phys. Lett. **B644**, 20 (2007).