

Characterization Of A Class Of Graphs Related To Pairs Of Disjoint Matchings *

Anush Tserunyan

Department of Informatics and Applied Mathematics, Yerevan State University,
Yerevan, 0025, Armenia

Email: anush@math.ucla.edu, anush_tserunyan@yahoo.com

The work on this paper was supported by a grant of Armenian National Science and Educational Fund.

Dedicated to my mother, father and sister Arevik

Abstract

For a given graph consider a pair of disjoint matchings the union of which contains as many edges as possible. Furthermore, consider the ratio of the cardinalities of a maximum matching and the largest matching in those pairs. It is known that for any graph $\frac{5}{4}$ is the tight upper bound for this ratio. We characterize the class of graphs for which it is precisely $\frac{5}{4}$. Our characterization implies that these graphs contain a spanning subgraph, every connected component of which is the minimal graph of this class.

Keywords: matching, pair of disjoint matchings, maximum matching.

1 Introduction

In this paper we consider finite undirected graphs without multiple edges, loops, or isolated vertices. Let $V(G)$ and $E(G)$ be the sets of vertices and edges of a graph G , respectively.

We denote by $\beta(G)$ the cardinality of a maximum matching of G .

Let $B_2(G)$ be the set of pairs of disjoint matchings of G . Set:

$$\lambda(G) \doteq \max\{|H| + |H'| : (H, H') \in B_2(G)\}.$$

*The current work is the main part of the author's Master's thesis defended in May 2007.

Furthermore, let us introduce another parameter:

$$\alpha(G) \doteq \max\{|H|, |H'| : (H, H') \in B_2(G) \text{ and } |H| + |H'| = \lambda(G)\},$$

and define a set:

$$M_2(G) \doteq \{(H, H') \in B_2(G) : |H| + |H'| = \lambda(G) \text{ and } |H| = \alpha(G)\}.$$

While working on the problems of constructing a maximum matching F of a graph G such that $\beta(G \setminus F)$ is maximized or minimized, Kamalian and Mkrtchyan designed polynomial algorithms for solving these problems for trees [5]. Unfortunately, the problems turned out to be NP-hard already for connected bipartite graphs with maximum degree three [6], thus there is no hope for the polynomial time calculation of $\beta_1(G)$ even for bipartite graphs G , where

$$\beta_1(G) = \max\{\beta(G \setminus F) : F \text{ is a maximum matching of } G\}.$$

Note that for any graph G

$$\lambda(G) = \beta(G) + \beta_1(G) \text{ if and only if } \alpha(G) = \beta(G).$$

Thus, $\beta_1(G)$ can be efficiently calculated for bipartite graphs G with $\beta(G) = \alpha(G)$ since $\lambda(G)$ can be calculated for that graphs by using a standard algorithm of finding a maximum flow in a network. Let us also note that the calculation of $\lambda(G)$ is NP-hard even for the class of cubic graphs since the chromatic class of a cubic graph G is three if and only if $\lambda(G) = |V(G)|$ (see [4]).

Being interested in the classification of graphs G , for which $\beta(G) = \alpha(G)$, Mkrtchyan in [8] proved a sufficient condition, which due to [2, 3], can be formulated as: if G is a matching covered tree then $\beta(G) = \alpha(G)$. Note that a graph is said to be matching covered (see [9]) if its every edge belongs to a maximum matching (not necessarily a perfect matching as it is usually defined, see e.g. [7]).

In contrast with the theory of 2-matchings, where every graph G admits a maximum 2-matching that includes a maximum matching [7], there are graphs (even trees) that do not have a “maximum” pair of disjoint matchings (a pair from $M_2(G)$) that includes a maximum matching.

The following is the best result that can be stated about the ratio $\frac{\beta(G)}{\alpha(G)}$ for any graph G (see [10]):

$$1 \leq \frac{\beta(G)}{\alpha(G)} \leq \frac{5}{4}.$$

The aim of the paper is the characterization of the class of graphs G , for which the ratio $\frac{\beta(G)}{\alpha(G)}$ obtains its upper bound, i.e. the equality $\frac{\beta(G)}{\alpha(G)} = \frac{5}{4}$ holds.

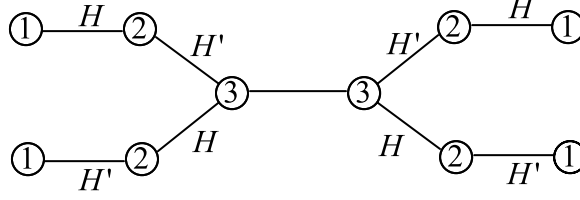


Figure 1: Spanner

Our characterization theorem is formulated in terms of a special graph called spanner (figure 1), which is the minimal graph for which $\beta \neq \alpha$ (what is remarkable is that the equality $\frac{\beta}{\alpha} = \frac{5}{4}$ also holds for spanner). This kind of theorems is common in graph theory: see [2] for characterization of planar or line graphs. Another example may be Tutte's Conjecture (now a beautiful theorem thanks to Robertson, Sanders, Seymour and Tomas) about the chromatic index of bridgeless cubic graphs, which do not contain Petersen graph as a minor.

On the other hand, let us note that in contrast with the examples given above, our theorem does not provide a forbidden/excluded graph characterization. Quite the contrary, the theorem implies that every graph satisfying the mentioned equality admits a spanning subgraph every connected component of which is a spanner.

2 Main Notations and Definitions

Let G be a graph and $d_G(v)$ be the degree of a vertex v of G .

Definition 2.1 A subset of $E(G)$ is called a matching if it does not contain adjacent edges.

Definition 2.2 A matching of G with maximum number of edges is called maximum.

Definition 2.3 A vertex v of G is covered (missed) by a matching H of G , if H contains (does not contain) an edge incident to v .

Definition 2.4 A sequence $v_0, e_1, v_1, \dots, v_{n-1}, e_n, v_n$ is called a trail in G if $v_i \in V(G)$, $e_j \in E(G)$, $e_j = (v_{j-1}, v_j)$, and $e_j \neq e_k$ if $j \neq k$, for $0 \leq i \leq n$, $1 \leq j, k \leq n$.

The number of edges, n , is called the length of a trail $v_0, e_1, v_1, \dots, v_{n-1}, e_n, v_n$. Trail is called even (odd) if its length is even (odd).

Trails $v_0, e_1, v_1, \dots, v_{n-1}, e_n, v_n$ and $v_n, e_n, v_{n-1}, \dots, v_1, e_1, v_0$ are considered equal. Trail T is also considered as a subgraph of G , and thus, $V(T)$ and $E(T)$ are used to denote the sets of vertices and edges of T , respectively.

Definition 2.5 A trail $v_0, e_1, v_1, \dots, v_{n-1}, e_n, v_n$ is called a cycle if $v_0 = v_n$.

Similarly, cycles $v_0, e_1, v_1, \dots, v_{n-1}, e_n, v_0$ and $v_i, e_{i+1}, \dots, e_n, v_0, e_1, \dots, e_i, v_i$ are considered equal for any $0 \leq i \leq n-1$.

If $T : v_0, e_1, v_1, \dots, v_{n-1}, e_n, v_n$ is a trail that is not a cycle then v_0, v_n and e_1, e_n are called the end-vertices and end-edges of T , respectively.

Definition 2.6 A trail $v_0, e_1, v_1, \dots, v_{n-1}, e_n, v_n$ is called a path if $v_i \neq v_j$ for $0 \leq i < j \leq n$.

Definition 2.7 A cycle $v_0, e_1, v_1, \dots, v_{n-1}, e_n, v_0$ is called simple if $v_0, e_1, v_1, \dots, v_{n-2}, e_{n-1}, v_{n-1}$ is a path.

Below we omit v_i -s and write e_1, e_2, \dots, e_n instead of $v_0, e_1, v_1, \dots, v_{n-1}, e_n, v_n$ when denoting a trail.

Definition 2.8 For a trail $T : e_1, e_2, \dots, e_n$ of G and $i \geq 1$, define sets $E_i^b(T)$, $E_i^e(T)$, $E_i(T)$ and $V_0(T)$, $V_i^b(T)$, $V_i^e(T)$, $V_i(T)$ as follows:

$$E_i^b(T) \doteq \{e_j : 1 \leq j \leq \min\{n, i\}\},$$

$$E_i^e(T) \doteq \{e_j : \max\{1, n-i+1\} \leq j \leq n\},$$

$$E_i(T) \doteq E_i^b(T) \cup E_i^e(T),$$

and

$$V_0(T) \doteq \{v \in V(G) : v \text{ is an end-vertex of } T\},$$

$$V_i^b(T) \doteq \{v \in V(G) : v \text{ is incident to an edge from } E_i^b(T)\},$$

$$V_i^e(T) \doteq \{v \in V(G) : v \text{ is incident to an edge from } E_i^e(T)\},$$

$$V_i(T) \doteq V_i^b(T) \cup V_i^e(T).$$

The same notations are used for sets of trails. For example, for a set of trails D , $V_0(D)$ denotes the set of end-vertices of all trails from D , that is:

$$V_0(D) \doteq \bigcup_{T \in D} V_0(T).$$

Let A and B be sets of edges of G .

Definition 2.9 A trail e_1, e_2, \dots, e_n is called A - B alternating if the edges with odd indices belong to $A \setminus B$ and others to $B \setminus A$, or vice-versa.

If X is an A - B alternating trail then X_A (X_B) denotes the graph induced by the set of edges of X that belong to A (B).

The set of A - B alternating trails of G that are not cycles is denoted by $T(A, B)$. The subsets of $T(A, B)$ containing only even and odd trails are denoted by $T_e(A, B)$ and $T_o(A, B)$, respectively. We use the notation C instead of T to denote the corresponding sets of A - B alternating cycles (e.g. $C_e(A, B)$ is the set of A - B alternating even cycles).

The set of the trails from $T_o(A, B)$ starting with an edge from A (B) is denoted by $T_o^A(A, B)$ ($T_o^B(A, B)$).

Now, let A and B be matchings of G (not necessarily disjoint). Note that A - B alternating trail is either a path, or an even simple cycle.

Definition 2.10 *An A - B alternating path P is called maximal if there is no other A - B alternating trail (a path or an even simple cycle) that contains P as a proper subtrail.*

We use the notation MP instead of T to denote the corresponding sets of maximal A - B alternating paths (e.g. $MP_o^B(A, B)$ is the subset of $MP(A, B)$ containing only those maximal A - B alternating paths whose length is odd and which start (and also end) with an edge from B).

Terms and concepts that we do not define can be found in [2, 7, 11].

3 General Properties and Structural Lemmas

Let G be a graph, and A and B be (not necessarily disjoint) matchings of it. The following are properties of A - B alternating cycles and maximal paths.

First note that all cycles from $C_e(A, B)$ are simple as A and B are matchings.

Property 3.1 *If the connected components of G are paths or even simple cycles, and $(H, H') \in M_2(G)$, then $H \cup H' = E(G)$.*

Property 3.2 *If $C \in C_e(A, B)$ and $v \in V(C)$ then $d_{C_A}(v) = d_{C_B}(v)$.*

Property 3.3 *Every edge $e \in A \Delta B$ ¹ lies either on a cycle from $C_e(A, B)$ or on a path from $MP(A, B)$.*

Property 3.4

- (1) *if $F \in C_e(A, B) \cup T_e(A, B)$ then A and B have the same number of edges that lie on F ,*

¹ $A \Delta B$ denotes the symmetric difference of A and B , i.e. $A \Delta B = (A \setminus B) \cup (B \setminus A)$.

(2) if $T \in T_o^A(A, B)$ then the number of edges from A lying on T is one more than the number of ones from B .

These observations imply:

Property 3.5 $|A| - |B| = |MP_o^A(A, B)| - |MP_o^B(A, B)|$.

Berge's well-known theorem states that a matching M of a graph G is maximum if and only if G does not contain an M -augmenting path [2, 7, 11]. This theorem immediately implies:

Property 3.6 If M is a maximum matching and H is a matching of a graph G then

$$MP_o^H(M, H) = \emptyset,$$

and therefore, $|M| - |H| = |MP_o^M(M, H)|$.

The proof of the following property is similar to the one of property 3.6:

Property 3.7 If $(H, H') \in M_2(G)$ then $MP_o^{H'}(H, H') = \emptyset$.

Property 3.8 If $\lambda(G) = 2\alpha(G)$ and $(H, H') \in B_2(G)$ for which $|H| + |H'| = \lambda(G)$, then $MP_o(H, H') = \emptyset$ and $(H, H') \in M_2(G)$.

Proof. Assume that $MP_o(H, H') \neq \emptyset$. Denote by O and E the sets of edges lying on the paths from $MP_o(H, H')$ with odd and even indices, respectively (indices start with 1). Set

$$H_1 = (H \setminus E) \cup O,$$

and

$$H'_1 = (H' \setminus O) \cup E.$$

Note that $(H_1, H'_1) \in B_2(G)$ and $|H_1| + |H'_1| = |H| + |H'| = \lambda(G)$ (as $H_1 \cup H'_1 = H \cup H'$). Also note that $MP_o^{H_1}(H_1, H'_1) = MP_o(H, H')$ and $MP_o^{H'_1}(H_1, H'_1) = \emptyset$. Due to property 3.5, $|H_1| - |H'_1| = |MP_o^{H_1}(H_1, H'_1)| = |MP_o(H, H')| > 0$, i.e. $|H_1| > |H'_1|$, and therefore $|H_1| > \frac{\lambda(G)}{2} = \alpha(G)$, which contradicts the definition of $\alpha(G)$. Thus, $MP_o(H, H') = \emptyset$, and, due to property 3.5, $|H| = |H'| = \frac{\lambda(G)}{2} = \alpha(G)$, which means that $(H, H') \in M_2(G)$. ■

Now let M be a fixed maximum matching of G . Over all $(H, H') \in M_2(G)$, consider the pairs $((H, H'), M)$ for which $|M \cap (H \cup H')|$ is maximized. Denote the set of those pairs by $M_2(G, M)$:

$$M_2(G, M) \doteq \{(H, H') \in M_2(G) : |M \cap (H \cup H')| \text{ is maximum}\}.$$

Let (H, H') be an arbitrarily chosen pair from $M_2(G, M)$.

Lemma 3.9 *For every path $P : m_1, h_1, \dots, m_{l-1}, h_{l-1}, m_l$ from $MP_o^M(M, H)$*

(1) $m_1, m_l \in H'$;

(2) $l \geq 3$.

Proof. Let us show that $m_1, m_l \in H'$. If $l = 1$ then $P = m_1$, $m_1 \in M \setminus H$, and m_1 is not adjacent to an edge from H as P is maximal. Thus, $m_1 \in H'$ as otherwise we could enlarge H by adding m_1 to it which would contradict $(H, H') \in M_2(G)$. Thus, suppose that $l \geq 2$. Let us show that $m_1 \in H'$. If $m_1 \notin H'$ then define

$$H_1 \doteq (H \setminus \{h_1\}) \cup \{m_1\}.$$

Clearly, H_1 is a matching, and $H_1 \cap H' = \emptyset$, $|H_1| = |H|$, which means that $(H_1, H') \in M_2(G)$. But $|M \cap (H_1 \cup H')| > |M \cap (H \cup H')|$, which contradicts $(H, H') \in M_2(G, M)$. Thus $m_1 \in H'$. Similarly, it can be shown that $m_l \in H'$.

Now let us show that $l \geq 3$. Due to property 3.7, $MP_o^{H'}(H, H') = \emptyset$, thus there is i , $1 \leq i \leq l$, such that $m_i \in M \setminus (H \cup H')$, since $\{m_1, m_l\} \subseteq H'$, and we have $l \geq 3$. ■

Lemma 3.10 *Each vertex lying on a path from $MP_o^M(M, H)$ is incident to an edge from H' .*

Proof. Assume the contrary, and let v be a vertex lying on a path P from $MP_o^M(M, H)$, which is not incident to an edge from H' . Clearly, v is incident to an edge $e = (u, v) \in M \setminus (H \cup H')$ lying on P .

If u is not incident to an edge from H' too, then H and $H' \cup \{e\}$ are disjoint matchings and $|H| + |H' \cup \{e\}| > |H| + |H'| = \lambda_2(G)$, which contradicts $(H, H') \in M_2(G)$.

On the other hand, if u is incident to an edge $f \in H'$, then consider the pair (H, H'') , where $H'' \doteq (H' \setminus \{f\}) \cup \{e\}$. Note that H and H'' are disjoint matchings and $|H''| = |H'|$, which means that $(H, H'') \in M_2(G)$. But $|M \cap (H \cup H'')| > |M \cap (H \cup H')|$ contradicting $(H, H') \in M_2(G, M)$. ■

For a path $P \in MP_o^M(M, H)$, consider one of its end-edges $f \in E_1(P)$. Due to statement (1) of lemma 3.9, $f \in M \cap H'$. By maximality of P , f is adjacent to only one edge from H , thus it is an end-edge of a path P_f from $MP_e(H, H') \cup MP_o^{H'}(H, H')$. Moreover, $P_f \in MP_e(H, H')$ according to property 3.7. Define a set $Y \subseteq MP_e(H, H')$ as follows:

$$Y(M, H, H') \doteq \{P_f : P \in MP_o^M(M, H), f \in E_1(P)\}.$$

Lemma 3.11

(1) *The end-edges of paths of $MP_o^M(M, H)$ lie on different paths of $Y(M, H, H')$;*

$$(2) |Y(M, H, H')| = 2|MP_o^M(M, H)| = 2(\beta(G) - \alpha(G)).$$

(3) For every $P \in Y(M, H, H')$, $P : h'_1, h_1, \dots, h'_n, h_n$, where $h'_i \in H'$, $h_i \in H$, $1 \leq i \leq n$,

(a) h'_1 and h_1 lie on a path from $MP_o^M(M, H)$, but h'_n and h_n do not lie on any path from $MP_o^M(M, H)$;

(b) $n \geq 2$.

Proof. (1) is true as otherwise we would have a path from $Y(M, H, H')$ with both end-edges from H' contradicting $Y(M, H, H') \subseteq MP_e(H, H')$. Furthermore, (1) together with property 3.6 imply (2).

Now, let us prove (3a).

By the definition of $Y(M, H, H')$, h'_1 is an end-edge of a path P_1 from $MP_o^M(M, H)$, and therefore h_1 lies on P_1 too.

h_n does not lie on any path from $MP_o^M(M, H)$ as otherwise, due to lemma 3.10, both vertices incident to h_n would be incident to edges from H' , which contradicts the maximality of P . Note that h_n is not incident to an inner vertex (not an end-vertex) of a path P_1 from $MP_o^M(M, H)$ as any such vertex is incident to an edge from H lying on P_1 , and therefore different from h_n . h_n is incident neither to an end-vertex of a path P_1 from $MP_o^M(M, H)$ as it would contradict the maximality of P_1 . Thus, h_n is not adjacent to an edge lying on a path from $MP_o^M(M, H)$, and therefore h'_n does not lie on any path from $MP_o^M(M, H)$. The proof of (3a) is complete.

Statement (3b) immediately follows from (3a). ■

Taking into account that $|H| = \alpha(G)$, $|H'| = \lambda(G) - \alpha(G)$, and $|H| \geq |H'|$, we get the following result (also obtained in [10]) as a corollary from the statements (2) and (3b) of lemma 3.11:

Corollary 3.12 $\alpha(G) \geq \lambda(G) - \alpha(G) \geq 4(\beta(G) - \alpha(G))$, i.e. $\frac{\beta(G)}{\alpha(G)} \leq \frac{5}{4}$.

4 Spanner, S-Forest and S-Graph

The graph on figure 1 is called spanner. A vertex v of spanner S is called i -vertex, $1 \leq i \leq 3$, if $d_S(v) = i$. The 3-vertex closest to a vertex v of spanner is referred as the base of v . The two paths of the spanner of length four connecting 1-vertices are called *sides*.

For spanner S define sets $U(S)$ and $L(S)$ as follows:

$$U(S) \doteq \{e \in E(S) : e \text{ is incident to a 1-vertex}\},$$

$$L(S) \doteq \{e \in E(S) \setminus U(S) : e \text{ is incident to a 2-vertex}\}.$$

Note that for spanner S , and for every $(H, H') \in M_2(S)$, the edge connecting the 3-vertices does not belong to $H \cup H'$, hence $\lambda(S) = 8$, $\alpha(S) = \lambda(S) - \alpha(S) = 4$, and

$$\frac{\beta(S)}{\alpha(S)} = \frac{5}{4},$$

as $\beta(S) = 5$. The pair (H, H') shown on figure 1 belongs to $M_2(S)$.

It can be implied from the lemma 3.11 that spanner is the minimal graph for which the parameters α and β are not equal.

Property 4.1 *For spanner S and $(H, H') \in M_2(S)$, 2-vertices and 3-vertices of S are covered by both H and H' .*

Property 4.2 *For every 1-vertex v of spanner S there is $(H, H') \in M_2(S)$ such that v is missed by H (H').*

Definition 4.3 *S -forest is a forest whose connected components are spanners.*

An i -vertex of a connected component (spanner) of an S -forest F is referred simply as an i -vertex of F .

If S_1, S_2, \dots, S_k are connected components of S -forest F then define sets $U(F)$ and $L(F)$ as follows:

$$U(F) \doteq \bigcup_{i=1}^k U(S_i);$$

$$L(F) \doteq \bigcup_{i=1}^k L(S_i).$$

Property 4.4 *If the number of connected components (spanners) of an S -forest F is k , then $\lambda(F) = 2\alpha(F) = 8k$, and $\beta(F) = 5k$, thus $\frac{\beta(F)}{\alpha(F)} = \frac{5}{4}$.*

Property 4.5 *If F is an S -forest and $(H, H') \in M_2(F)$ then $H \cup H' = U(F) \cup L(F)$.*

Definition 4.6 *S -graph is a graph containing an S -forest as a spanning subgraph (below, we will refer to it as a spanning S -forest of an S -graph).*

Note that, spanning S -forest of an S -graph is not unique in general.

It is easy to see that spanner, S -forests, and S -graphs contain a perfect matching, and for S -forest it is unique.

Let G be an S -graph with a spanning S -forest F .

Property 4.7 *If F has k connected components (spanners) then $\beta(G) = \beta(F) = 5k$.*

Let us define an i - j edge of F as an edge connecting an i -vertex to a j -vertex of F . Also define:

$$\Delta(G, F) \doteq \{e \in E(G) : e \text{ connects a 1-vertex of } F \text{ to its base}\},$$

$$B(G, F) \doteq E(G) \setminus (L(F) \cup U(F) \cup \Delta(G, F)).$$

Property 4.8 *For any $L(F)$ - $B(G, F)$ alternating even cycle the numbers of 2-2 and 3-3 edges lying on it are equal.*

Proof. Consider an $L(F)$ - $B(G, F)$ alternating even cycle

$$C : (u_1, v_1), (v_1, u_2), (u_2, v_2), \dots, (v_{n-1}, u_n), (u_n, v_n), (v_n, u_1),$$

where $(u_i, v_i) \in L(F), i = 1, 2, \dots, n; (v_n, u_1) \in B(G, F), (v_j, u_{j+1}) \in B(G, F), j = 1, 2, \dots, n - 1$.

For a vertex w of the cycle C let $\delta(w)$ be the frequency of appearance of the vertex w during the circumference of C (the number of indices i_0 for which $w = u_{i_0}$ or $w = v_{i_0}$). As any vertex w lying on C is incident to an edge from $L(F)$ that lies on C before or after v during the circumference, and as edges from $L(F)$ are 2-3 edges, we get:

$$\sum_{w \text{ is a 2-vertex lying on } C} \delta(w) = \sum_{w \text{ is a 3-vertex lying on } C} \delta(w) = n.$$

On the other hand, denote by m_{22}, m_{33}, m_{23} the numbers of 2-2, 3-3, 2-3 edges lying on C , respectively. As for each vertex w lying on C , $2\delta(w)$ is the number of edges that lie on C and are incident to w , implies:

$$\sum_{w \text{ is a 2-vertex lying on } C} 2\delta(w) = 2m_{22} + m_{23},$$

$$\sum_{w \text{ is a 3-vertex lying on } C} 2\delta(w) = 2m_{33} + m_{23},$$

where the left sides of the equalities represent the numbers of edges lying on C and incident to 2-vertices and 3-vertices of C , respectively. Thus, $m_{22} = m_{33}$. ■

5 Main Theorem

Theorem For a graph G (G does not contain isolated vertices), the equality $\frac{\beta(G)}{\alpha(G)} = \frac{5}{4}$ holds, if and only if G is an S -graph with a spanning S -forest F , satisfying the following conditions:

- (a) 1-vertices of F are not incident to any edge from $B(G, F)$;
- (b) if a 1-vertex u of F is incident to an edge from $\Delta(G, F)$, then the² 2-vertex of F adjacent to u is not incident to any edge from $B(G, F)$;
- (c) for every $L(F)$ - $B(G, F)$ alternating even cycle C of G containing a 2-2 edge, the graph $C_{B(G, F)}$ is not bipartite.

The proof of the theorem is long, so it is divided into subsections: Necessity and Sufficiency, which, in their turn, are split into numbers of lemmas.

5.1 Necessity

In this subsection, we assume that $\frac{\beta(G)}{\alpha(G)} = \frac{5}{4}$, and prove that G is an S -graph. Then, on the contrary assumptions we prove consequently that the conditions (a), (b) and (c) are satisfied for an arbitrary spanning S -forest of G . As one can see, we prove a statement stronger than the Necessity of the theorem.

Let G be a graph, M be a fixed maximum matching of it, and (H, H') be an arbitrarily chosen pair from $M_2(G, M)$.

Suppose that for the graph G the equality $\frac{\beta(G)}{\alpha(G)} = \frac{5}{4}$ holds.

Due to corollary 3.12, we have:

$$\alpha(G) = \lambda(G) - \alpha(G) = 4(\beta(G) - \alpha(G)). \quad (\ddagger)$$

Lemma 5.1.1 Each path from $Y(M, H, H')$ is of length four, each path from $MP_o^M(M, H)$ is of length five, and every edge from H lies on a path from $Y(M, H, H')$.

Proof. Due to equality (\ddagger) and statement (2) of lemma 3.11, we get:

$$|H| = 2|Y(M, H, H')|.$$

Therefore, as there are at least two edges from H lying on each path of $Y(M, H, H')$ (statement (3b) of the lemma 3.11), the length of each path from $Y(M, H, H')$ is precisely four,

²We write “the” here as if the condition (a) is satisfied then there is only one 2-vertex adjacent to u (the 2-vertex connected to u via the edge from $U(F)$).

and every edge from H lies on a path from $Y(M, H, H')$. Moreover, the length of every path from $MP_o^M(M, H)$ is precisely five (due to statement (2) of the lemma 3.9 it is at least five for any graph), as otherwise we would have either an edge from H not lying on any path from $Y(M, H, H')$, or a path from $Y(M, H, H')$ with length greater than four. ■

This lemma implies that each path P from $MP_o^M(M, H)$ together with the two paths from $Y(M, H, H')$ starting from the end-edges of P form a spanner (figure 2).

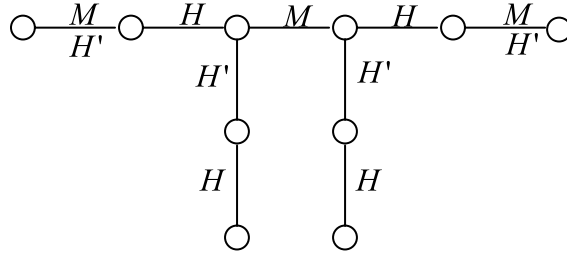


Figure 2:

Since there are $\beta(G) - \alpha(G)$ paths in $MP_o^M(M, H)$ (property 3.6), we get:

Corollary 5.1.2 *There is a subgraph F of the graph G that is an S -forest containing $\beta(G) - \alpha(G)$ spanners as its connected components.*

Now, let F be an S -forest arbitrarily chosen among the ones described in the corollary 5.1.2. Due to property 4.4, $\alpha(F) = \lambda(F) - \alpha(F) = 4(\beta(G) - \alpha(G))$, therefore due to equality (\ddagger), $\alpha(F) = \lambda(F) - \alpha(F) = \alpha(G) = \lambda(G) - \alpha(G)$. This means that $M_2(F) \subseteq M_2(G)$.

Let (H, H') be an arbitrarily chosen pair from $M_2(F) \subseteq M_2(G)$. Note that the choice of (H, H') differs from the one above (we keep this notation as the reader may have already got used with a pair from $M_2(G)$ denoted by (H, H')).

Lemma 5.1.3 *If $(u, v) \in E(G) \setminus E(F)$, and $u \notin V(F)$ or u is a 1-vertex of F , then v is a 3-vertex of F .*

Proof. Due to property 4.2, without loss of generality, we may assume that u is missed by H' .

Clearly, $v \in V(F)$ as otherwise v would also be missed by H' and we could “enlarge” H' by “adding” (u, v) to it, which contradicts $(H, H') \in M_2(G)$.

Now, let us show that v is neither a 1-vertex nor a 2-vertex. Suppose for contradiction that it is, and let S_0 be the spanner (connected component) of F containing v . Define

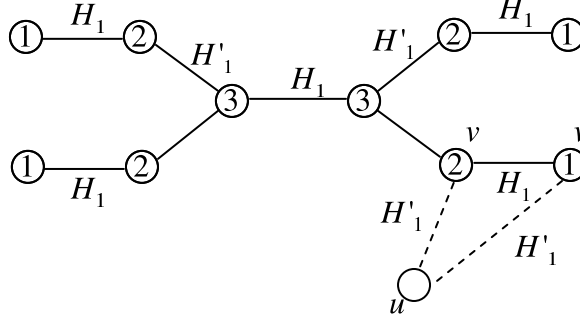


Figure 3: S_0

matchings H_1, H'_1 as follows (figure 3):

$$H_1 \doteq (H \setminus E(S_0)) \cup M_0,$$

where M_0 is the perfect matching of S_0 ;

$$H'_1 \doteq (H' \setminus E(S_0)) \cup J_0,$$

where J_0 is a matching of cardinality three satisfying $J_0 \subseteq L(S_0) \cup \{(u, v)\}$ (it always exists). Clearly, $H_1 \cap H'_1 = \emptyset$, and, since $|H \cap E(S_0)| = |H' \cap E(S_0)| = 4$, $|M_0| = 5$ and $|J_0| = 3$, we have $|H_1| + |H'_1| = (|H| - 4 + 5) + (|H'| - 4 + 3) = \lambda(G)$ and $|H_1| > |H|$. This contradicts $(H, H') \in M_2(G)$, concluding the proof of the lemma. ■

Lemma 5.1.4 *If $(u, v) \in E(G) \setminus E(F)$, then $u \in V(F)$ and if u is a 1-vertex of F then v is its base.*

Proof. Assume the contrary. Let $(u, v) \in E(G) \setminus E(F)$, where u either belongs to $V(G) \setminus V(F)$, or is a 1-vertex whose base is not v . As (u, v) satisfies the conditions of the lemma 5.1.3, implies that v is a 3-vertex of F . Let W_0 be the side of the spanner S_0 (connected component of F) containing v . It is easy to notice that u does not belong to $V(W_0)$ as otherwise it would be a 1-vertex of S_0 whose base is v . Due to property 4.2, without loss of generality, we may assume that u is missed by H' . Define matchings H_1 and H'_1 as follows (figure 4):

$$H_1 \doteq (H \setminus E(W_0)) \cup \{(u, v)\} \cup (U(S_0) \cap E(W_0)),$$

$$H'_1 \doteq (H' \setminus E(W_0)) \cup \{e\},$$

where e is an edge from $L(S_0 \cap E(W_0))$.

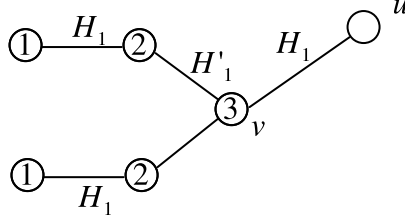


Figure 4: W_0

Clearly, H_1 and H'_1 are disjoint matchings. Moreover, since $|H \cap E(W_0)| = |H' \cap E(W_0)| = 2$, $|H_1| + |H'_1| = (|H| - 2 + 1 + 2) + (|H'| - 2 + 1) = \lambda(G)$ and $|H_1| > |H|$, which contradicts $(H, H') \in M_2(G)$ concluding the proof of the lemma. ■

Lemma 5.1.5 *G is an S -graph with spanning S -forest F .*

Proof. Lemma 5.1.4 asserts that there is no edge incident to a vertex from $V(G) \setminus V(F)$, i.e. all vertices from $V(G) \setminus V(F)$ are isolated. This is a contradiction as we assume that G has no isolated vertices (see the beginning of Introduction). Thus, $V(G) \setminus V(F) = \emptyset$ and F is a spanning S -forest of G , which means that G is an S -graph. ■

Due to this lemma, F (an arbitrarily chosen S -forest with $\beta(G) - \alpha(G)$ spanners) is spanning. Obviously, the converse is also true. So, we may say that F is an arbitrary spanning S -forest of G .

Lemma 5.1.6 *The graph G with its spanning S -forest F satisfies the condition (a) of the theorem.*

Proof. Let u be a 1-vertex of F . Lemma 5.1.4 asserts that if $e = (u, v)$ is an edge from $E(G) \setminus E(F)$ then v is the base of u , thus $e \in \Delta(G, F)$. This means that the condition (a) is satisfied. ■

Lemma 5.1.7 *The graph G with its spanning S -forest F satisfies the condition (b) of the theorem.*

Proof. Assume that u is a 1-vertex of F incident to an edge (u, w) from $\Delta(G, F)$ (w is the base of u), and v is the 2-vertex of F adjacent to u (this 2-vertex is unique as, due to lemma 5.1.6, u can be incident only to edges from $U(F)$ and $\Delta(G, F)$). On the opposite assumption v is incident to an edge (v, w') from $B(G, F)$ (figure 5a).

Let us construct a subgraph F' of G by removing (v, w) from F and adding (w, u) :

$$F' \doteq (F \setminus \{(v, w)\}) \cup \{(w, u)\}.$$

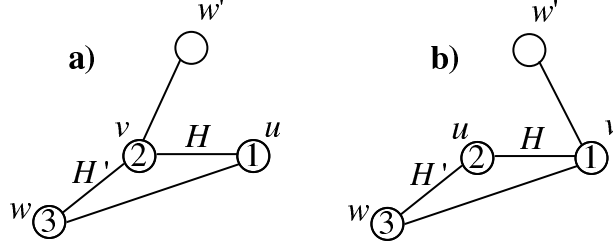


Figure 5:

Note that F' is a spanning S -forest of G , for which v is a 1-vertex (figure 5b), and $B(G, F') = B(G, F)$. Thus, $(v, w') \in B(G, F')$. On the other hand, the graph G with its spanning S -forest F' satisfies the condition (a) of the theorem (lemma 5.1.6). Thus, v cannot be incident to an edge from $B(G, F')$, and we have a contradiction. ■

Lemma 5.1.8 *The graph G with its spanning S -forest F satisfies the condition (c) of the theorem.*

Proof. Suppose for contradiction that there exists an $L(F)$ - $B(G, F)$ alternating even cycle C of the graph G containing a 2-2 edge e_0 and the graph $C_{B(G, F)}$ is bipartite.

The definition of $L(F)$ implies that for each $v \in V(C)$, $1 \leq d_{C_{L(F)}}(v) \leq 2$. Therefore, due to property 3.2, $1 \leq d_{C_{B(G, F)}}(v) \leq 2$, and if v is a 2-vertex, then $d_{C_{B(G, F)}}(v) = 1$. Hence, the connected components of the bipartite graph $C_{B(G, F)}$ are paths or cycles of even length.

Choose $(H_1, H'_1) \in M_2(C_{B(G, F)})$. Due to property 3.1, $H_1 \cup H'_1 = E(C_{B(G, F)})$.

Let F_0 be the subgraph of F whose connected components are those sides of the spanners (connected components) $S_1, S_2, \dots, S_{\beta(G)-\alpha(G)}$ of F , which do not contain any edge from C . Note that none of the edges of F_0 is adjacent to an edge lying on C since otherwise one of the edges from $L(F) \cap E(F_0)$ would lie on C as well contradicting the definition of F_0 . Let $(H_2, H'_2) \in M_2(F_0)$. As the sides of spanners are paths, again due to property 3.1, $H_2 \cup H'_2 = E(F_0)$.

Define the sets U', L', U'' as follows:

$$U' \doteq \{e \in U(F) : e \text{ is adjacent to an edge } e' \in E(C_{B(G, F)})\},$$

$$L' \doteq \{e \in L(F) : e \notin C, e \text{ is adjacent to an edge } e' \in E(C_{B(G, F)})\},$$

$$U'' \doteq \{e \in U(F) : e \text{ is adjacent to an edge } e' \in L'\}.$$

Define a pair of disjoint matchings (H_3, H'_3) as follows:

$$H_3 \doteq \{e \in U' \cup L' : \text{the edge } e' \in E(C_{B(G, F)}) \text{ adjacent to } e \text{ does not belong to } H_1\},$$

$H'_3 \doteq \{e \in U' \cup L' : \text{the edge } e' \in E(C_{B(G,F)}) \text{ adjacent to } e \text{ does not belong to } H'_1\}$,

Note that $H_3 \cup H'_3 = U' \cup L'$.

Define a pair of disjoint matchings (H_4, H'_4) as follows:

$H_4 \doteq \{e \in U'' : \text{the edge } e' \in L' \text{ adjacent to } e \text{ does not belong to } H_3\}$,

$H'_4 \doteq \{e \in U'' : \text{the edge } e' \in L' \text{ adjacent to } e \text{ does not belong to } H'_3\}$,

Note that $H_4 \cup H'_4 = U''$.

Finally, define a pair of disjoint matchings (H_0, H'_0) as follows:

$$H_0 \doteq \bigcup_{i=1}^4 H_i, \quad H'_0 \doteq \bigcup_{i=1}^4 H'_i.$$

Since $U(F) = (E(F_0) \cap U(F)) \cup U' \cup U''$ and $L(F) = (E(F_0) \cap L(F)) \cup L' \cup E(C_{L(F)})$, we have

$$H_0 \cup H'_0 = U(F) \cup (L(F) \setminus E(C_{L(F)})) \cup E(C_{B(G,F)}).$$

Hence,

$$|H_0| + |H'_0| = |H_0 \cup H'_0| = |U(F)| + |L(F)| - |E(C_{L(F)})| + |E(C_{B(G,F)})| = |U(F)| + |L(F)|$$

since $|E(C_{L(F)})| = |E(C_{B(G,F)})|$.

From the equality (§) we have that $\lambda(G) = 8(\beta(G) - \alpha(G))$. Therefore, as $|U(F)| + |L(F)| = 8(\beta(G) - \alpha(G))$, we get:

$$|H_0| + |H'_0| = \lambda(G).$$

As $\lambda(G) = 2\alpha(G)$ (equality (§)), due to property 3.8, there is no maximal H_0 - H'_0 alternating odd path ($MP_o(H_0, H'_0) = \emptyset$). Let us show that there is one and get a contradiction.

Let e_1, e_2 be the edges from $U(F)$ adjacent to e_0 . Clearly $e_1, e_2 \in U'$ as $e_0 \in E(C_{B(G,F)})$. The construction of H_0 and H'_0 (or rather H_3 and H'_3) implies that the path e_1, e_0, e_2 is an H_0 - H'_0 alternating odd path. Let u be the 1-vertex incident to e_1 . Lemmas 5.1.6 and 5.1.7 imply that u is not incident to an edge other than e_1 . The same can be shown for e_2 . Therefore, the path e_1, e_0, e_2 is a maximal H_0 - H'_0 alternating path of odd length (belongs to $MP_o(H_0, H'_0)$). This contradiction concludes the proof of the lemma. ■

Lemmas 5.1.5, 5.1.6, 5.1.7 and 5.1.8 imply the following statement, which is stronger than the Necessity of the theorem:

Statement 1 *If for a graph G the equality $\frac{\beta(G)}{\alpha(G)} = \frac{5}{4}$ holds, then G is an S -graph **any** spanning S -forest F of which satisfies the conditions (a), (b) and (c) of the theorem.*

5.2 Sufficiency

The structure of the proof of the Sufficiency is the following: for an S -graph G with a spanning S -forest F satisfying the conditions (a) and (b) of the theorem we show that if $\frac{\beta(G)}{\alpha(G)} \neq \frac{5}{4}$ then the condition (c) is not satisfied.

The proof of the Sufficiency is more complicated than the one of the Necessity. Therefore, we first present the idea of the proof briefly.

Let G be an S -graph with a spanning S -forest F satisfying the condition (a) of the theorem. Let us make also an additional assumption:

Assumption 1 *There is a pair $(S, S') \in M_2(G) \setminus M_2(F)$ such that $(S \cup S') \cap \Delta(G, F) = \emptyset$.*

Choose an arbitrary pair (H, H') from $M_2(F)$.

Let T_U, T_L, T_B be the sets of edges from $S' \setminus H'$ that belong to $U(F), L(F), B(G, F)$ respectively. Note that T_U, T_L, T_B are pairwise disjoint, and, due to assumption 1, we have:

$$S' \setminus H' = T_U \cup T_L \cup T_B.$$

Define Q, Q_U, Q_L, Q_B as the sets of all vertices that are incident to edges from $S' \setminus H'$, T_U, T_L, T_B , respectively. Note that Q_U, Q_L, Q_B are pairwise disjoint, $|Q| = 2|S' \setminus H'|$, and

$$Q = Q_U \cup Q_L \cup Q_B.$$

Using paths from $MP(S, H)$ we construct a set of trails $A'' \subseteq T_o^{L(F)}(L(F), B(G, F))$ such that all edges lying on trails from A'' that belong to $B(G, F)$ are from S , and $V_0(A'') = Q_B$. Note that the trails from A'' are connected with edges from T_B (as shown in figure 10) making $L(F)$ - $B(G, F)$ alternating even cycles, i.e. each edge from T_B lies on one such cycle. Also note that for any such cycle C , the graph $C_{B(G, F)}$ does not contain odd cycles as $E(C_{B(G, F)}) \subseteq S \cup S'$, therefore $C_{B(G, F)}$ is bipartite.

After this, assuming that the condition (b) is also satisfied and $\frac{\beta(G)}{\alpha(G)} \neq \frac{5}{4}$ (it is shown that these assumptions together are stronger than assumption 1), we prove that T_B contains a 2-2 edge. Therefore, at least one of the $L(F)$ - $B(G, F)$ alternating even cycles described above contains a 2-2 edge contradicting the condition (c) of the theorem.

The construction of A'' is a step-by-step process. First, from $MP(S, H)$ we construct a set of paths A for which $Q_U \cup Q_L \cup Q_B \subseteq V_2(A)$. Then, A is transformed to a set of trails A' for which $V_0(A') = Q_L \cup Q_B$. And finally, A' is transformed to A'' mentioned above.

Now, let us start the proof.

As mentioned above, assume that G is an S -graph with a spanning S -forest F satisfying the condition (a) of the theorem, and the assumption 1 holds. Choose (S, S') and (H, H') as described above.

In order to characterize the set Q define the sets R_1, R_2, R_3, R as follows:

$$\begin{aligned} R_1 &\doteq \{v \in V(G) : v \text{ is incident to an edge from } H' \setminus S'\}, \\ R_2 &\doteq \{v \in R_1 : v \text{ is a 1-vertex of } F\}, \\ R_3 &\doteq \{v \in V(G) : v \text{ is a 1-vertex of } F \text{ incident to an edge from } H \setminus S\}, \\ R &\doteq (R_1 \setminus R_2) \cup R_3. \end{aligned}$$

We claim that R is a set of vertices “potentially” incident to edges from $S' \setminus H'$. Formally:

Lemma 5.2.1 $Q \subseteq R$.

Proof. Assume that $v \in Q$ and e is the edge from $S' \setminus H'$ incident to v . If v is not a 1-vertex then, due to property 4.1, v is incident to an edge from $H' \setminus S'$, and therefore, belongs to $R_1 \setminus R_2$. On the other hand, if v is a 1-vertex then, due to condition (a) and assumption 1, $e \in U(F)$. Moreover, $e \in H \setminus S$ as e belongs to S' and does not belong to H' . Thus, $v \in R_3$. ■

Further, we show that in fact $Q = R$. We introduce R as its definition is much easier to work with.

Consider the paths from $MP(S, H)$ (they are the main working tools throughout the whole proof).

From condition (a) of the theorem and assumption 1 we get the following corollaries:

Corollary 5.2.2 *Any 1-vertex of F is incident to at most one edge from $S \triangle H$.*

Corollary 5.2.3

- (1) *If a 1-vertex (an edge from $U(F)$) lies on a path from $MP(S, H)$, then it is an end-vertex (end-edge) of the latter.*
- (2) *No 1-vertex (edge from $U(F)$) lies on a cycle from $C_e(S, H)$.*

Lemma 5.2.4 *If $e \in S$ is an end-edge of a path $P \in MP(S, H)$ and v is an end-vertex of P incident to e , then $e \in U(F)$ and v is a 1-vertex of F .*

Proof. Let $e_1 \in S$ be an end-edge of a path $P : e_1, e_2, \dots, e_n \in MP(S, H)$, and v be an end-vertex of P incident to e_1 . If v is not a 1-vertex then, due to property 4.1, v is incident to an edge $e \in H$. Due to the definition of alternating path, $e \neq e_1$, therefore the path e, e_1, e_2, \dots, e_n belongs to $P(S, H)$, which contradicts the maximality of P (see the definition 2.10 of a maximal path). ■

As a corollary from lemma 5.2.4 we get:

Corollary 5.2.5 *Every path from $MP_o^S(S, H)$ is of length at least five.*

Lemma 5.2.6 $|(S \setminus H) \cap U(F)| = 2|MP_o^S(S, H)| + |MP_e(S, H)|.$

Proof. Due to property 3.3, every edge from $S \setminus H$ lies either on a path from $MP(S, H)$ or a cycle from $C_e(S, H)$. Moreover, corollary 5.2.3 implies that every edge from $(S \setminus H) \cap U(F)$ is an end-edge of a path from $MP(S, H)$, hence $|(S \setminus H) \cap U(F)| \leq 2|MP_o^S(S, H)| + |MP_e(S, H)|$. Corollary 5.2.5 implies that each path from $MP_o^S(S, H)$ has two different end-edges. Thus, due to lemma 5.2.4, $|(S \setminus H) \cap U(F)| \geq 2|MP_o^S(S, H)| + |MP_e(S, H)|$, which completes the proof of the lemma. ■

The following two lemmas provide us with three inequalities, the boundary cases (equalities) of which are related to a number of useful properties. Those inequalities together imply that the equalities are indeed the case.

Lemma 5.2.7 $2|H' \setminus S'| - |R| \leq 2|H' \setminus S'| - |Q| \leq 2(|MP_o^S(S, H)| - |MP_o^H(S, H)|)$, and the equality cases in the first and second inequalities hold if and only if $Q = R$ and $\lambda(F) = \lambda(G)$, respectively.

Proof. By the definition of λ , $\lambda(F) = |H| + |H'| \leq |S| + |S'| = \lambda(G)$. Due to property 3.5, this is equivalent to

$$|H'| - |S'| \leq |S| - |H| = |MP_o^S(S, H)| - |MP_o^H(S, H)|,$$

or

$$|H' \setminus S'| - |S' \setminus H'| \leq |MP_o^S(S, H)| - |MP_o^H(S, H)|.$$

Taking into account that $2|S' \setminus H'| = |Q|$ we get:

$$2|H' \setminus S'| - |Q| \leq 2(|MP_o^S(S, H)| - |MP_o^H(S, H)|),$$

and the equality holds if and only if $\lambda(F) = \lambda(G)$.

Furthermore, lemma 5.2.1 implies that $|Q| \leq |R|$, and we get

$$2|H' \setminus S'| - |R| \leq 2|H' \setminus S'| - |Q|,$$

and the equality holds if and only if $|Q| = |R|$, which means that $Q = R$, due to lemma 5.2.1. ■

Lemma 5.2.8 $2|H' \setminus S'| - |R| \geq |(H' \setminus (S \cup S')) \cap U(F)| + 2(|MP_o^S(S, H)| - |MP_o^H(S, H)|)$, and the equality case holds if and only if for any path from $MP(S, H)$, if its end-edge $e \in H \setminus S$ then $e \in U(F)$.

Proof. First note that

$$|R_1| = 2|H' \setminus S'|.$$

Clearly, any vertex from R_2 is incident to one edge from $(H' \setminus S') \cap U(F)$ and vice versa. Furthermore, any edge from $(H' \setminus S') \cap U(F)$ either belongs to $(H' \setminus (S \cup S')) \cap U(F)$, or belongs to $(S \setminus H) \cap U(F)$. Thus, due to lemma 5.2.6, we get:

$$\begin{aligned} |R_2| &= |(H' \setminus (S \cup S')) \cap U(F)| + |(S \setminus H) \cap U(F)| = \\ &= |(H' \setminus (S \cup S')) \cap U(F)| + 2|MP_o^S(S, H)| + |MP_e(S, H)|. \end{aligned}$$

Moreover, property 3.3 together with corollary 5.2.3 implies that every vertex $v \in R_3$ is an end-vertex of a path from $MP(S, H)$, and the end-edge of that path incident to v is from $H \setminus S$. Thus,

$$|R_3| \leq 2|MP_o^H(S, H)| + |MP_e(S, H)|,$$

and the equality holds if and only if the vice versa is also true, i.e. any end-edge $e \in H \setminus S$ of a path from $MP(S, H)$ is from $U(F)$.

Hence we have

$$\begin{aligned} |R| &= |R_1| - |R_2| + |R_3| \leq 2|H' \setminus S'| - (|(H' \setminus (S \cup S')) \cap U(F)| + 2|MP_o^S(S, H)| + |MP_e(S, H)|) + \\ &\quad + 2|MP_o^H(S, H)| + |MP_e(S, H)|, \end{aligned}$$

or

$$2|H' \setminus S'| - |R| \geq |(H' \setminus (S \cup S')) \cap U(F)| + 2(|MP_o^S(S, H)| - |MP_o^H(S, H)|).$$

■

Lemmas 5.2.7 and 5.2.8 together imply the following:

Corollary 5.2.9

- (1) $2|H' \setminus S'| - |R| = 2(|MP_o^S(S, H)| - |MP_o^H(S, H)|)$;
- (2) $Q = R$;
- (3) $\lambda(F) = |H| + |H'| = |S| + |S'| = \lambda(G)$;
- (4) If $e \in H \setminus S$ is an end-edge of a path from $MP(S, H)$ and v is an end-vertex incident to e then $e \in U(F)$ and v is a 1-vertex of F ;
- (5) $(H' \setminus (S \cup S')) \cap U(F) = \emptyset$.

Statement (5) of corollary 5.2.9 and property 4.5 imply:

Corollary 5.2.10

- (1) $H' \setminus (S \cup S') \subseteq L(F)$;
- (2) Vertices incident to edges from $H' \setminus (S \cup S')$ belong to $R_1 \setminus R_2 \subseteq R = Q$.

Statement (4) of corollary 5.2.9 and lemma 5.2.4 imply the following:

Corollary 5.2.11

- (1) The length of any path from $MP_o^H(S, H)$ is at least three;
- (2) The length of any path from $MP_e(S, H)$ is at least four;
- (3) Every path of $MP(S, H)$ connects 1-vertices (end-vertices are 1-vertices).

Now we are able to give a characterization of the set T_U .

Lemma 5.2.12 $T_U = (H \setminus S) \cap U(F)$.

Proof. Let $e \in (H \setminus S) \cap U(F)$ and v be the 1-vertex incident to e . The definition of R_3 implies that $v \in R_3 \subseteq R$, and due to statement (2) of the corollary 5.2.9, $v \in Q$. As v is a 1-vertex, $v \in Q_U$, thus, $e \in T_U$. Hence, $(H \setminus S) \cap U(F) \subseteq T_U$.

On the other hand, by definition $T_U = (S' \setminus H') \cap U(F)$. For any edge $e \in (S' \setminus H') \cap U(F)$ we have that $e \notin S$ as $e \in S'$, and $e \in H$ as $e \in U(F)$ and $e \notin H'$ (property 4.5). Thus, $e \in (H \setminus S) \cap U(F)$, i.e. $T_U \subseteq (H \setminus S) \cap U(F)$ and the proof of the lemma is complete. ■

The following lemma describes the placement of edges from H' lying on S - H alternating trails (maximal paths or simple even cycles):

Lemma 5.2.13

- (1) If $e \in H'$ lies on a path $P \in MP(S, H)$ then $e \in E_2(P)$;
- (2) No edge from H' lies on a cycle from $C_e(S, H)$.

Proof. Let $e \in H'$ and note that if e lies on a path from $MP(S, H)$ or on a cycle from $C_e(S, H)$ then $e \in S$.

(1). Suppose that $e \notin E_1(P)$. Then, $e \in L(F)$ as otherwise $e \in U(F)$ (property 4.5) and, due to statement (1) of corollary 5.2.3, $e \in E_1(P)$. Therefore, due to maximality of P , e is adjacent to two edges from $H \setminus S$ lying on P , one of which (denote it by h) belongs to $U(F)$. Due to statement (1) of corollary 5.2.3, $h \in E_1(P)$, which means that $e \in E_2(P) \setminus E_1(P)$.

(2). Suppose for contradiction that e lies on a cycle $C \in C_e(S, H)$. Here again, $e \in L(F)$ as otherwise $e \in U(F)$ (property 4.5) contradicting statement (2) of corollary 5.2.3. Therefore, there are two edges from $H \setminus S$ adjacent to e lying on C , one of which belongs to $U(F)$, which contradicts statement (2) of corollary 5.2.3. ■

Now let us construct the set of paths A mentioned above:

$$A \doteq MP(S, H) \cup (H' \setminus (S \cup S'))$$

(the edges from $H' \setminus (S \cup S')$ are considered as paths of length one).

The following lemma provides the above-mentioned property of A , for which A is actually constructed.

Lemma 5.2.14 $Q \subseteq V_2(A)$.

Proof. Due to statement 2 of corollary 5.2.9, $Q = R$. So, assume that $v \in R_1 \setminus R_2$ and e is the edge from $H' \setminus S'$ incident to v . If $e \notin S$, then $e \in H' \setminus (S \cup S')$ and we are done. On the other hand, if $e \in S$, then, as $e \notin H$, e lies on a path $P \in MP(S, H)$ (due to statement (2) of lemma 5.2.13, e cannot lie on a cycle from $C_e(S, H)$). Hence, according to statement (1) of lemma 5.2.13, $e \in E_2(P)$, which means that $v \in V_2(P)$.

Now let $v \in R_3$ be a 1-vertex incident to the edge $e \in (H \setminus S) \cap U(F)$. Clearly, e lies on a path from $MP(S, H)$ as it cannot lie on a cycle from $C_e(S, H)$ (see statement (2) of corollary 5.2.3). Moreover, v lies on P too, and, due to statement (1) of corollary 5.2.3, is an end-vertex of P , concluding the proof of the lemma. ■

Now we intend to transform A to a set of trails $A' \subseteq T_o^{L(F)}(L(F), B(G, F))$, such that $V_0(A') = Q_L \cup Q_B$ and any edge from $B(G, F)$ lying on a trail from A' belongs to S .

For each path P of $MP(S, H)$ we transform only the edges of sets $E_2^b(P)$ and $E_2^e(P)$ (first two and last two edges of the path). Note that corollary 5.2.5 and statements (1) and (2) of corollary 5.2.11 imply that $E_2^b(P)$ and $E_2^e(P)$ are sets of cardinality 2 which do not coincide though may intersect.

For each path $P \in MP(S, H)$, and for $X = E_2^b(P)$ or $X = E_2^e(P)$, where $X = \{e, e'\}$, $e \in E_1(P)$ and $e' \in E_2(P) \setminus E_1(P)$, do the following:

Case 1 $e \in H, e' \in B(G, F)$ (figure 6a).

Due to statement (4) of corollary 5.2.9, $e \in U(F)$. Let e'' be the edge from $L(F)$ adjacent to e and e' (figure 6a).

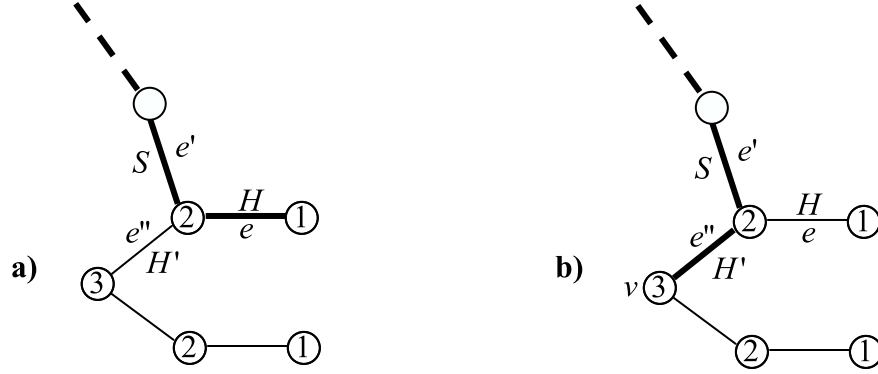


Figure 6:

Remove e from P and add (concatenate) e'' instead (figure 6b).

Case 2 $e \in H, e' \notin B(G, F)$ (hence $e' \in L(F)$) (figure 7a).

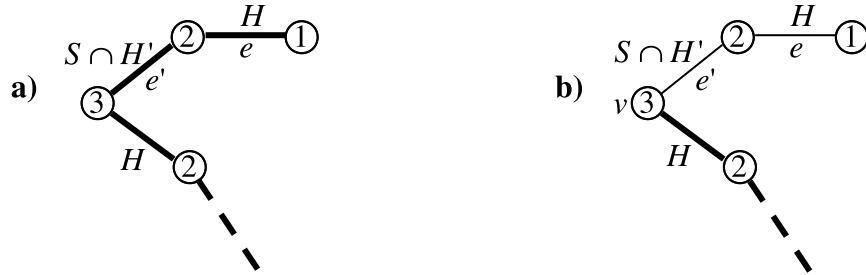


Figure 7:

Here again due to statement (4) of corollary 5.2.9, $e \in U(F)$. Remove e and e' from P (figure 7b).

Case 3 $e \in S$.

As $e \in U(F)$ (lemma 5.2.4) and $e' \in H$ ($e \in S$), $e' \in L(F)$ (figure 8a).

Remove e from P (figure 8b).




Figure 8:

Note that the transformation described above is defined correctly because of the following: for a path $P \in MP(S, H)$, $E_2^b(P)$ and $E_2^e(P)$ may have non-empty intersection only if $P \in MP_o^H(S, H)$ and the length of P is three. In this case both $E_2^b(P)$ and $E_2^e(P)$ are handled by the case 1, and the edge $e' \in E_2^b(P) \cap E_2^e(P)$ is treated in the same way.

Define sets of edges Z_{Q_U} and $\overline{Z_{Q_U}}$ as follows:

$$Z_{Q_U} \doteq \{e \in H' \setminus (S \cup S') \mid e \text{ is incident to a vertex from } Q_U\},$$

$$\overline{Z_{Q_U}} \doteq (H' \setminus (S \cup S')) \setminus Z_{Q_U},$$

and let D be the set of trails obtained from the paths of $MP(S, H)$ by the transformation described above (we do not say that D is a set of paths as it is not hard to construct an example of D containing a trail that is not a path using the fact that vertex v in case 1 may also lie on P).

Let A' be the following:

$$A' \doteq D \cup \overline{Z_{Q_U}}.$$

Some properties of A' are given below.

Lemma 5.2.15 *No edge from $S \cap H'$ lies on a trail from A' .*

Proof. First note that no edge from $\overline{Z_{Q_U}}$ belongs to S . So we need to examine only D . Statement (1) of lemma 5.2.13 and the transformation described above imply that the only edges lying on trails from D that belong to H' are edges denoted by e'' in the case 1 (figure 6). But that edges do not belong to S , and the proof of the lemma is complete. ■

Lemma 5.2.16 *If an edge e lies on a trail from A' and $e \in B(G, F) \cup S$ then $e \in B(G, F) \cap S$.*³

³In other words, the set of edges from $B(G, F)$ lying on trails from A' and the set of edges from S lying on trails from A' coincide.

Proof. Clearly, all edges from $B(G, F)$ lying on trails from A' , lie on trails from D as $\overline{Z_{Q_U}} \subseteq L(F)$ (statement (1) of corollary 5.2.10). First note that all edges from $B(G, F)$ lying on paths from $MP(S, H)$ belong to S as edges from H belong to $U(F) \cup L(F)$ (property 4.5). During the transformation of $MP(S, H)$ to D , the only edges we add are edges e'' in case 1 (figure 6), which are from $L(F)$. Thus, still all edges from $B(G, F)$ lying on D belong to S , and the proof of the first part of the lemma is complete.

Let edge $e \in S$ lies on a trail $T \in A'$. Obviously, $T \in D$. Due to assumption 1 $S \subseteq U(F) \cup L(F) \cup B(G, F)$. As we do not add any edge from $H \cap S$ during the transformation of $MP(S, H)$ to D , e does not belong to H . Due to lemma 5.2.15, e does not belong to H' either. Therefore, as $H \cup H' = U(F) \cup L(F)$ (property 4.5), $e \in B(G, F)$. ■

Lemma 5.2.17 $A' \subseteq T_o^{L(F)}(L(F), B(G, F))$.

Proof. Due to statement (1) of corollary 5.2.10, $\overline{Z_{Q_U}} \subseteq T_o^{L(F)}(L(F), B(G, F))$, so we need to show the same for D only. Corollary 5.2.3 and the construction of D imply that no edge from $U(F)$ lies on a trail from D , therefore every edge from H lying on a trail from D belongs to $L(F)$ (property 4.5). On the other hand, due to lemma 5.2.16, all edges from S lying on trails from D are from $B(G, F)$. The only edges that do not belong to $S \cup B(G, F)$ are edges e'' in the case 1, which are from $L(F)$ and are adjacent to edges from $B(G, F)$ (figure 6b). All these together imply $D \subseteq P(L(F), B(G, F))$. Moreover, the construction of D implies that the edges from $E_1(D)$ belong to $L(F)$. Therefore, $D \subseteq T_o^{L(F)}(L(F), B(G, F))$. ■

Lemma 5.2.18 $V_0(A') \subseteq Q_L \cup Q_B$.

Proof. Let v be an end-vertex of a trail P' from A' . If $P' \in \overline{Z_{Q_U}}$ then, due to statement 2 of corollary 5.2.10 and the definition of $\overline{Z_{Q_U}}$, $v \in Q \setminus Q_U = Q_L \cup Q_B$. Therefore, assume that $P' \in D$, and let P be the path from $MP(S, H)$ corresponding to P' . Without loss of generality, we may assume that v is the starting vertex of P' . Let e, e', e'' be as it is shown in the corresponding figure describing each case of the transformation of P to P' .

Assume that the transformation of $E_2^b(P)$ is handled by cases 1 or 2 (figures 6b and figure 7b). Lemma 5.2.12 implies that $e \in T_U \subseteq S' \setminus H'$. Thus, $e'' \in H' \setminus S'$ and $e' \in H' \setminus S'$ for cases 1 and 2, respectively. Therefore, as v is a 3-vertex (not a 1-vertex), $v \in R_1 \setminus R_2 \subseteq R = Q$ (statement (2) of corollary 5.2.9). Moreover, $v \notin Q_U$ as Q_U contains only 1-vertices and 2-vertices. Hence, $v \in Q \setminus Q_U = Q_L \cup Q_B$.

Now assume that the transformation of $E_2^b(P)$ is handled by case 3 (figure 8b). As $e \in S, e' \in H$, we have $e \in H' \setminus S'$. Since v is a 2-vertex (not a 1-vertex), $v \in R_1 \setminus R_2 \subseteq R = Q$ (statement (2) of corollary 5.2.9). On the other hand, due to lemma 5.2.12, $e \notin T_U$ as $e \in S$. Therefore, $v \notin Q_U$. Thus, $v \in Q \setminus Q_U = Q_L \cup Q_B$. ■

Lemma 5.2.19 $Q_L \cup Q_B \subseteq V_0(A')$.

Proof. Let $v \in Q_L \cup Q_B = Q \setminus Q_U$. The condition (a) of the theorem implies that v is not a 1-vertex. Therefore, as $Q = R$ (statement (2) of the corollary 5.2.9), $v \in R_1 \setminus R_2$, hence there is an edge $e_0 \in H' \setminus S'$ such that v and e_0 are incident. The following cases are possible:

- (1) $e_0 \in S$. Then $e \in S \setminus H$ and $e_0 \in E_2(P)$, where P is a path from $MP(S, H)$ (lemma 5.2.13). Without loss of generality we may assume that $e_0 \in E_2^b(P)$. Let P' be the trail from D corresponding to P . Consider the following two subcases:
 - (a) $e_0 \in U(F)$. Then e_0 is the starting edge of P (statement (1) of corollary 5.2.3). Clearly, the transformation of $E_2^b(P)$ is handled by case 3 (see figure 7b, e_0 corresponds to e in the figure). Hence v is the starting vertex of P' , since v is not the 1-vertex incident to e_0 .
 - (b) $e_0 \notin U(F)$. Hence $e_0 \in L(F)$ as $e_0 \in H'$ (property 4.5). Due to statement (1) of corollary 5.2.3, $e_0 \in E_2^b(P) \setminus E_1^b(P)$. Thus, the transformation of $E_2^b(P)$ is handled by case 2. Let e, e' be as in figure 7b, and note that e_0 corresponds to e' . Lemma 5.2.12 implies that $e \in T_U$, hence the 2-vertex incident to $e' = e_0$ belongs to Q_U . Since $v \notin Q_U$, v is the 3-vertex incident to $e' = e_0$, and therefore, is the starting vertex of P' .
- (2) $e_0 \notin S$. By the definitions of Z_{Q_U} and $\overline{Z_{Q_U}}$, $e_0 \in Z_{Q_U} \cup \overline{Z_{Q_U}}$. If $e_0 \in \overline{Z_{Q_U}}$, then we are done. Therefore, assume that $e_0 \in Z_{Q_U}$. The definition of Z_{Q_U} implies that there is an edge $e_1 \in T_U$ adjacent to e_0 . Due to lemma 5.2.12, $e_1 \in (H \setminus S) \cap U(F)$, and therefore, e_1 is an end-edge of some path $P \in MP(S, H)$ (property 3.3 and corollary 5.2.3). Without loss of generality, we may assume that $e_1 \in E_1^b(P)$. Note that $E_2^b(P) \setminus E_1^b(P) \neq \emptyset$ as any path from $MP(S, H)$ has length at least three (corollary 5.2.5 and statements (1) and (2) of corollary 5.2.11). Thus, let $e_2 \in E_2^b(P) \setminus E_1^b(P)$. As $e_1 \in H$, $e_2 \in S$. Let P' be the trail from D corresponding to P . Since $e_0 \in L(F)$ (see statement (1) of corollary 5.2.10 and the definition of Z_{Q_U}) and $e_2 \neq e_0$, we have $e_2 \notin L(F)$ and, due to assumption 1, $e_2 \in B(G, F)$. Hence, the transformation of $E_2^b(P)$ is handled by case 1, and the edges e'', e, e' in figure 6b correspond to e_0, e_1, e_2 , respectively. As $e = e_1 \in T_U$, the 2-vertex incident to $e'' = e_0$ belongs to Q_U . Therefore, v is the 3-vertex incident to $e'' = e_0$. Thus, v is the starting vertex of P' .

■

From lemmas 5.2.18 and 5.2.19 we get the following corollary:

Corollary 5.2.20 $V_0(A') = Q_L \cup Q_B$.

Let us prove one auxiliary lemma, which is used at the end of the proof of Sufficiency.

Lemma 5.2.21 *The difference of the numbers of 2-vertices and 3-vertices in Q_B is*

$$2(|MP_o^S(S, H)| - |MP_o^H(S, H)|).$$

Proof. Let us denote the difference of the numbers of 2-vertices and 3-vertices in a set of vertices N by $D_{23}(N)$.

As $D_{23}(Q_L) = 0$ (any edge from $L(F)$ is incident to one 2-vertex and one 3-vertex), $D_{23}(Q_B) = D_{23}(Q_L \cup Q_B)$, and due to corollary 5.2.20, $D_{23}(Q_B) = D_{23}(V_0(A'))$.

Note that for any trail $P' \in D$ and its corresponding path $P \in MP(S, H)$

- P' starts with a 3-vertex if and only if P starts with an edge from H (cases 1 and 2),
- P' starts with a 2-vertex if and only if P starts with an edge from S (case 3).

Thus, there are $2|MP_o^H(S, H)| + |MP_e(S, H)|$ 3-vertices and $2|MP_o^S(S, H)| + |MP_e(S, H)|$ 2-vertices in $V_0(D)$. As $\overline{Z_{Q_U}} \subseteq L(F)$ (statement (1) of corollary 5.2.10), $D_{23}(\overline{Z_{Q_U}}) = 0$. Therefore,

$$\begin{aligned} D_{23}(Q_B) &= D_{23}(V_0(A')) = D_{23}(\overline{Z_{Q_U}}) + D_{23}(D) = D_{23}(D) = 2|MP_o^S(S, H)| + |MP_e(S, H)| - \\ &\quad - (2|MP_o^H(S, H)| + |MP_e(S, H)|) = 2(|MP_o^S(S, H)| - |MP_o^H(S, H)|). \end{aligned}$$

■

Note that lemmas 5.2.16 and 5.2.17, and corollary 5.2.20 are the main properties of A' that were mentioned above while describing the idea of the proof, and are used further.

Now, we are going to construct a set of trails A'' mentioned above, which is the key point of our proof.

First, let us prove two lemmas necessary for the construction of A'' .

Lemma 5.2.22 $T_L \subseteq E_1(D)$.

Proof. First let us proof that $T_L \subseteq E_1(A')$. suppose for contradiction that there exists an edge $e = (u, v) \in T_L$, such that e is not an end-edge of any trail from A' . Since the set of end-vertices of all trails from A' is $Q_L \cup Q_B$ (corollary 5.2.20), there are trails $T_1, T_2 \in A'$ such that u and v are the end-vertices of T_1 and T_2 , respectively (T_1 and T_2 may coincide). As $A' \subseteq T_o^{L(F)}(L(F), B(G, F))$, e is adjacent to two edges from $L(F)$, which is impossible because e itself belongs to $L(F)$. Thus, e is an end-edge of some trail T from A' .

Since $\overline{Z_{Q_U}} \subseteq H' \setminus (S \cup S')$ and $e \in T_L \subseteq S' \setminus H'$, implies $T \in D$. ■

Lemma 5.2.23 *No edge lies on two different trails from A' .*

Proof. Clearly, the statement of the lemma is true for the following set of paths: $MP(S, H) \cup \overline{Z_{Q_U}}$. Let us prove that when $MP(S, H)$ is transformed to D it still remains true. During the transformation of $MP(S, H)$ to D , the only edges we add are edges e'' in the case 1, which belong to $H' \setminus S$ (figure 6). Clearly, each such edge e'' is attached to only one end of one path from $MP(S, H)$, thus lies on only one trail from D . Furthermore, due to lemma 5.2.12 the edge e shown in the figure 6 belongs to T_U . Thus e'' does not belong to S' , i.e. $e'' \in H' \setminus (S \cup S')$. Moreover, $e'' \in \overline{Z_{Q_U}}$ as the 2-vertex incident to e'' belongs to Q_U since is incident to $e \in T_U$. Thus, $e'' \notin \overline{Z_{Q_U}}$, and the proof of the lemma is complete. ■

Let us introduce an operation called *JOIN*, using which we “get rid of” edges from T_L “preserving” the main properties obtained for A' . Assume that $l = (u, v) \in T_L$, and $T_1 : l_1 b_1 l_2 \dots l_n b_n l$ and $T_2 : l'_1 b'_1 l'_2 \dots l'_m b'_m l'_{m+1}$ are trails from $T_o^{L(F)}(L(F), B(G, F))$ such that $E(T_1) \cap E(T_2) = \emptyset$, v is the last vertex of T_1 incident to l and u is the starting vertex of T_2 incident to l'_1 . In this case we say that (T_1, T_2) is a T_L -adjacent pair of trails corresponding to l (figure 9a).

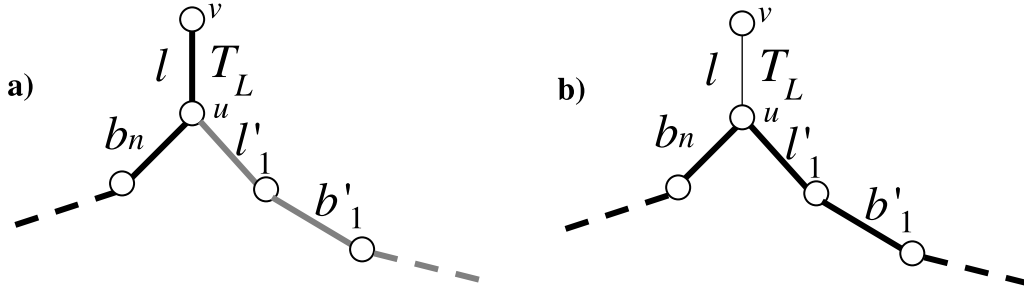


Figure 9:

If (T_1, T_2) is a T_L -adjacent pair ($T_1, T_2 \in T_o^{L(F)}(L(F), B(G, F))$) such that T_1 and T_2 do not coincide then the *JOIN* of (T_1, T_2) is a trail defined as follows (figure 9b):

$$T = l_1 b_1 l_2 \dots l_n b_n l'_1 b'_1 \dots l'_m b'_m l'_{m+1}.$$

As T_1 and T_2 do not have common edges, this definition is correct, i.e. T is really a trail. Moreover, T is not a cycle, as T_1 and T_2 do not coincide (T_1 is not the reverse of T_2). Thus, $T \in T_o^{L(F)}(L(F), B(G, F))$.

Now assume that $W \subseteq T_o^{L(F)}(L(F), B(G, F))$ such that no two trails in it share a common edge. We say that the set W' is a T_L -reduction of W if W' is obtained from W by removing arbitrarily chosen T_L -adjacent trails $T_1, T_2 \in W$ corresponding to an edge $l = (u, v) \in T_L$ and, if T_1 and T_2 do not coincide, adding their *JOIN*. The following lemma is obviously true for W' :

Lemma 5.2.24

- (1) $W' \subseteq T_o^{L(F)}(L(F), B(G, F));$
- (2) *no two trails in W' share common edge;*
- (3) *no edge is added to W' , formally: $\bigcup_{T' \in W'} E(T') \subseteq \bigcup_{T \in W} E(T);$*
- (4) $E_1(W') = E_1(W) \setminus \{l\}$ and $V_0(W') = V_0(W) \setminus \{u, v\}.$

Due to lemma 5.2.22, for each edge from T_L there is a trail $T_1 : l_1 b_1 l_2 \dots l_n b_n l$, $T_1 \in A'$. Let $l = (u, v)$ and v is the last vertex of T_1 . Similarly, as $u \in Q_L$, there is a trail $T_2 : l'_1 b'_1 l'_2 \dots l'_m b'_m l_{m+1}$, $T_2 \in A'$, such that u is the starting vertex of T_2 and is incident to l'_1 (corollary 5.2.20). Thus, (T_1, T_2) is a T_L -adjacent pair corresponding to l , for each $l \in T_L$. As no two trails from A' share a common edge (lemma 5.2.23), A' is applicable for T_L -reduction operation. Consider a sequence of sets of trails $A' = A_0, A_1, \dots, A_k, \dots$, such that A_i is a T_L -reduction of A_{i-1} , for each $i = 1, 2, \dots, k$. Note that $k \leq |T_L|$ as T_L -reduction operation can be applied not more than $|T_L|$ times. Furthermore, consider such a sequence $A' = A_0, A_1, \dots, A_k$ having maximum length. Due to lemma 5.2.22 and statement (4) of lemma 5.2.24, $k = |T_L|$.

Set $A'' = A_k$.

Lemma 5.2.25

- (1) $A'' \subseteq T_o^{L(F)}(L(F), B(G, F));$
- (2) *If an edge e lies on a trail from A'' and $e \in B(G, F) \cup S$ then $e \in B(G, F) \cap S;$*
- (3) $V_0(A'') = Q_B.$

Proof. Statement (1) immediately follows from statement (1) of lemma 5.2.24. Statement (2) is implied from lemma 5.2.16 and statement (3) of lemma 5.2.24. As $k = |T_L|$, all edges from T_L are “remove” from trails of A' , i.e. no edge from T_L lies on a trail from A'' . Thus no end-vertex of a trail from A'' belongs to Q_L . As $V_0(A') = Q_L \cup Q_B$ (lemma 5.2.20), we get statement (3). ■

The following is the main lemma of the Sufficiency part.

Lemma 5.2.26 *Any edge from T_B lies on a cycle $C \in C_e(L(F), B(G, F))$ such that C_B is bipartite.*

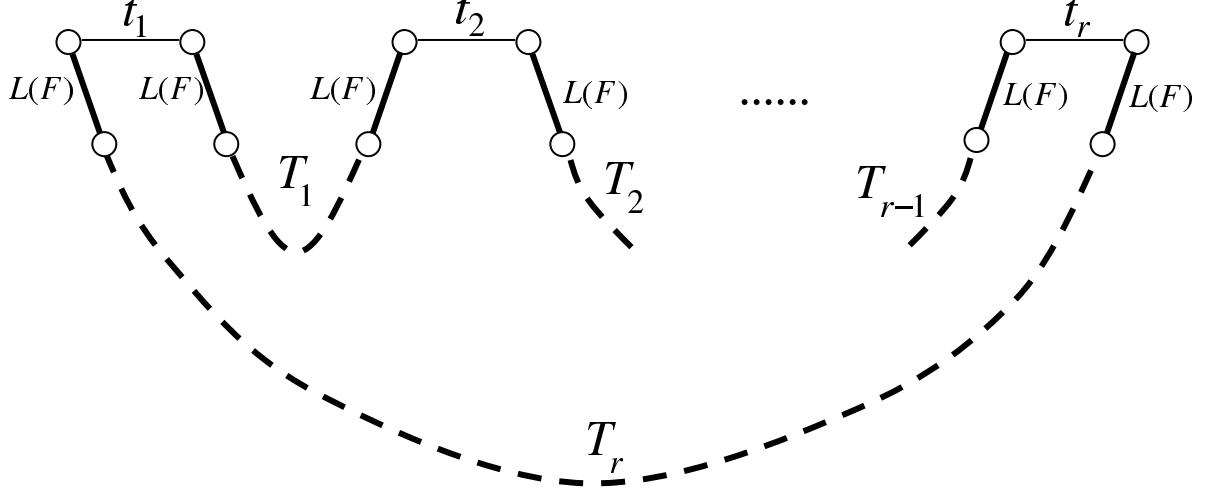


Figure 10:

Proof. Due to statement (3) of lemma 5.2.25, each vertex of Q_B is an end-vertex of a path from A'' . On the other hand, it is incident to an edge from T_B . Furthermore, every end-vertex of any path from A'' belongs to Q_B . Hence, every edge of T_B lies on a (*not necessarily simple*) cycle $C : t_1, T_1, \dots, t_r, T_r$ ($r \geq 1$), where $t_i \in T_B \subseteq S'$, $T_i \in A''$, $i = 1, 2, \dots, r$ (figure 10).

Due to statement (1) of lemma 5.2.25 C is an $L(F)$ - $B(G, F)$ alternating cycle, i.e. $C \in C_e(L(F), B(G, F))$. The construction of C and statement (2) of lemma 5.2.25 imply that $E(C_{B(G, F)}) \subseteq S \cup S'$ since $t_i \in S'$ and $E((T_i)_{B(G, F)}) \subseteq S$, $i = 1, 2, \dots, r$. Therefore, the graph $C_{B(G, F)}$ cannot contain an odd cycle, i.e. is bipartite. ■

Let us note that all lemmas and corollaries above in this subsection are proved on the assumption that G is an S -graph with spanning S -forest F satisfying the conditions (a) of the theorem and the assumption 1 holds.

The following lemma is proved without any of the assumptions made above.

Lemma 5.2.27 *If G' is an S -graph with spanning S -forest F' satisfying the condition (b) of the theorem then there is a pair $(S, S') \in M_2(G')$ such that $(S \cup S') \cap \Delta(G', F') = \emptyset$.*

Proof. Let (S, S') be a pair from $M_2(G')$ such that $|(S \cup S') \cap \Delta(G', F')|$ is minimum. Assume for contradiction that $|(S \cup S') \cap \Delta(G', F')| \neq 0$. Let $e = (u, v) \in (S \cup S') \cap \Delta(G, F)$, where u is the 1-vertex incident to e and v is its base. Let w be the 2-vertex adjacent to

u and v . The condition (b) of the theorem implies that $d_{G' \setminus F'}(w) = 0$. Without loss of generality, we may assume that $e \in S$. Let e' be one of the two edges incident to w , which does not belong to S' . Define a matching S_1 as follows:

$$S_1 \doteq (S \setminus \{e\}) \cup \{e'\}.$$

Note that $(S_1, S') \in M_2(G')$ and $|(S_1 \cup S') \cap \Delta(G', F')| < |(S \cup S') \cap \Delta(G', F')|$, which contradicts the choice of (S, S') . ■

Now assume that G is an S -graph with spanning S -forest F satisfying the conditions (a) and (b) of the theorem (do not assume that the assumption 1 holds). Assume also that $\frac{\beta(G)}{\alpha(G)} \neq \frac{5}{4}$, and therefore $M_2(G) \cap M_2(F) = \emptyset$ (property 4.4). Thus, $M_2(G) \setminus M_2(F) = M_2(G)$. This, together with lemma 5.2.27, implies that assumption 1 holds for G . Thus, all of the lemmas and corollaries proved in this section are true for G .

Lemma 5.2.28 $|MP_o^S(S, H)| > |MP_o^H(S, H)|$.

Proof. Corollary 3.12 and property 4.4 imply that $\frac{\beta(G)}{\alpha(G)} < \frac{5}{4} = \frac{\beta(F)}{\alpha(F)}$. As $\beta(G) = \beta(F)$ (property 4.7), $\alpha(G) > \alpha(F)$, which means that $|S| > |H|$. Thus, due to property 3.5, we get:

$$|MP_o^S(S, H)| > |MP_o^H(S, H)|.$$

■

Lemmas 5.2.21 and 5.2.28 together imply

Corollary 5.2.29 *There is at least one 2-2 edge in T_B .*

Let e be one of 2-2 edges from T_B . Due to lemma 5.2.26, e lies on a cycle $C \in C_e(L(F), B(G, F))$ such that C_B is bipartite. Hence,

Corollary 5.2.30 *The graph G does not satisfy the condition (c) of the theorem.*

Let us not that corollary 5.2.30 is proven on the assumption that G is an S -graph with spanning S -forest F satisfying the conditions (a) and (b) of the theorem, and $\frac{\beta(G)}{\alpha(G)} \neq \frac{5}{4}$. Clearly, this is equivalent to the following:

Statement 2 *If G is an S -graph with spanning S -forest F satisfying the conditions (a), (b) and (c) of the theorem then $\frac{\beta(G)}{\alpha(G)} = \frac{5}{4}$.*

5.3 Remarks

Remark 1 Statements (1) and (2) imply that the theorem can be reformulated as follows:

*For a graph G the equality $\frac{\beta(G)}{\alpha(G)} = \frac{5}{4}$ holds, if and only if G is an S -graph, **any** spanning S -forest of which satisfies the conditions (a), (b) and (c).*

Remark 2 Due to property 4.8, the condition (c) of the theorem can be changed to the following:

For every $L(F)$ - $B(G, F)$ alternating even cycle C of G containing a 2-2 or 3-3 edge, the graph $C_{B(G, F)}$ is not bipartite.

Acknowledgements

I would like to express my sincere gratitude to my supervisor Dr. Vahan Mkrtchyan, for stating the problem and giving an opportunity to perform a research in such an interesting area as Matching theory is, for teaching me how to write articles and helping me to cope with the current one, for directing and correcting my chaotic ideas, for encouraging me, and finally, for his patience.

During the research process I also collaborated with my friend and colleague Vahe Mu-soyan, who I want to thank for his great investment in this work, for helping me to develop the main idea of the theorem, and for numerous of counter-examples that corrected my statements as well as rejected some of my hypotheses.

References

- [1] E. Balas, Integer and Fractional Matchings, Studies on Graphs and Discrete Programming, Ed.: P. Hansen, Ann. Discrete Math., 11, North-Holland, Amsterdam, 1981, pp.1-13.
- [2] F. Harary, Graph Theory, Addison-Wesley, Reading, MA, 1969.
- [3] F. Harary, M. D. Plummer, On the Core of a Graph, Proc. London Math. Soc. 17 (1967), pp. 305-314.
- [4] I. Holyer, The NP-Completeness of Edge-Coloring, SIAM J. Comput. 10(4), 1981, pp. 718-720
- [5] R. R. Kamalian, V. V. Mkrtchyan, Two Polynomial Algorithms for Special Maximum Matching Constructing in Trees, Discrete Applied Mathematics, 2007 (submitted)
- [6] R. R. Kamalian, V. V. Mkrtchyan, On Complexity of Special Maximum Matching Constructing, Discrete Mathematics (to appear)
- [7] L. Lovasz, M. D. Plummer, Matching Theory, Ann. Discrete Math. 29 (1986).
- [8] V. V. Mkrtchyan, On Trees with a Maximum Proper Partial 0-1 Coloring Containing a Maximum Matching, Discrete Mathematics 306, (2006), pp. 456-459.
- [9] V. V. Mkrtchyan, A Note on Minimal Matching Covered Graphs, Discrete Mathematics 306, (2006), pp. 452-455.
- [10] V. V. Mkrtchyan, V. L. Musoyan, A. V. Tserunyan, On Edge-Disjoint Pairs of Matchings, Discrete Mathematics, (2006), (Submitted).
- [11] D. B. West, Introduction to Graph Theory, Prentice-Hall, Englewood Cliffs, 1996.