

Mass Determination of New States at Hadron Colliders

Graham G. Ross* and Mario Serna †

Rudolf Peierls Centre for Theoretical Physics,
University of Oxford, 1 Keble Road, Oxford, OX1 3NP

November 3, 2018

Abstract

We propose an improved method for hadron-collider mass determination of new states that decay to a massive, long-lived state like the LSP in the MSSM. We focus on pair-produced new states which undergo three-body decay to a pair of visible particles and the new invisible long-lived state. Our approach is to construct a kinematic quantity which enforces all known physical constraints on the system. The distribution of this quantity calculated for the observed events has an endpoint that determines the mass of the new states. However we find it much more efficient to determine the masses by fitting to the entire distribution and not just the end point. We consider the application of the method at the LHC for various models and demonstrate that the method can determine the masses within about 6 GeV using only 250 events. This implies the method is viable even for relatively rare processes at the LHC such as neutralino pair production.

1 Introduction

At hadron colliders the determination of the masses of new particles associated with missing momentum signals is very challenging due to the fact that the kinematics of the event cannot be completely reconstructed. Hadron colliders collide partons within each hadron, and each parton involved in the collision carries an unknown fraction of the hadron's momentum. Therefore, the center-of-mass (COM) energy and the frame of reference of the parton collision are unknown for each event. The problem is further aggravated because one does not expect any of the new short-lived particle states to travel far enough to create tracks in the detector. In extensions of the Standard Model such as supersymmetry (SUSY) or Universal Extra Dimensions (UED) there is often a massive, stable, neutral particle that will leave the detector unnoticed, leading to missing momentum associated with the production and decay of the new particles required in such extensions.

For these reasons there has been much work developing techniques to determine the mass of the new particles at hadron colliders such as the LHC. Significant information comes from the endpoints of kinematic invariant distributions. This is illustrated in the simple case that a short-lived state Y undergoes a three-body decay to a lepton pair plus the escaping neutral particle N (the LSP in supersymmetry), $Y \rightarrow l^+ + l^- + N$. For this decay the invariant mass $m_{ll}^2 \equiv (k_{l^-} + k_{l^+})^2$ has a maximum value equal to the mass difference $(M_Y - M_N)^2$

$$\max m_{ll} = M_Y - M_N. \quad (1)$$

New states appear as bumps in the m_{ll} distribution where one can read off the mass difference from the upper edge of the bump¹. If Y undergoes a two-body decay to an on-shell intermediate state $Y \rightarrow X + l^+ \rightarrow N + l^+ + l^-$, then the shape of the m_{ll} distribution will be more like a right triangle with a vertical drop, and the maximum m_{ll} is given by $m_{ll}^2 = (M_Y^2 - M_X^2)(M_X^2 - M_N^2)/M_X^2$. These techniques have been extensively used to study SUSY in the context of the LHC (see Ref [3] for a study of several models). Using events with four leptons in the final states and missing energy, Ref [4] shows how such edges can form a Dalitz-like plot to

*g.ross@physics.ox.ac.uk

†serna@physics.ox.ac.uk

¹Loop corrections play a role in shifting this endpoint slightly. For a detailed study see Ref [1]. The shape is determined by the degree of interference with the slepton, see [2] for examples.

determine information about the mass spectra of new states. In short, such edges can accurately determine relations between the masses of the unknown particles but not the mass M_N . The task of determining the complete mass spectra is therefore dependent on determining M_N .

Much of the work in determining the M_N in a hadron collider focuses on a cascade of decays. The idea is to use events that contain many final states so that one can find enough edges of invariant mass distributions to invert the relationships and solve for the masses or SUSY model parameters. For example Bachacou, Hinchliffe, Paige [5] use a sequence $\tilde{q} \rightarrow q + \tilde{\chi}_2^0 \rightarrow \tilde{l}^- + l^+ + q \rightarrow l^- + l^+ + q + \tilde{\chi}_1^0$ involving four new states in the event. One can form four invariant mass distributions from these final states, and one has four unknown masses. This set of constraints sometimes has multiple solutions. Fitting the shapes of the distributions can lift this degeneracy as was shown in Miller, Osland, Raklev (MOR)[6] and Lester [7].

Is there a way to find M_N if there are only three new states involved in the event? Cheng, Gunion, Han, Marandella, McElrath (CGHMM) [8] study pair-produced states, Y , that decay via an on-shell intermediate state X . An example scenario would be pair-produced $\tilde{\chi}_2^0$ s where each branch decays via $\tilde{\chi}_2^0 \rightarrow \tilde{l}^+ + l^- \rightarrow l^- + l^+ + \tilde{\chi}_1^0$ or its conjugate. Their events consist of four leptons and missing energy. They analyze each event's kinematics for compatibility with on-shell condition for the assumed topology. To make their approach robust against background and finite resolution error, they form distributions and use the shape to determine the unknown masses.

Finally, what can one determine from events which involve only two new states? Cho Choi Kim and Park (CCKP)[9, 10] show how to use the Cambridge transverse mass variable M_{T2} of Lester and Summers [11] to find M_Y (which in their case was the gluino mass) assuming a three-body decay to $\tilde{\chi}_1^0$ and q, \bar{q} . Their example uses about 40000 events where gluinos are pair produced and decay to four jets and missing energy. The M_{T2} variable is a function χ which is an assumed mass of M_N . One plots the maximum $M_{T2}(\chi)$ over the 40000 events as a function of χ . A kink appears in the function at the correct M_N and M_Y ². Using this approach, CCKP find M_Y and M_N to about ± 2 GeV for the case where $M_+/M_- \approx 1.3$ where

$$M_+ = M_Y + M_N \quad M_- = M_Y - M_N. \quad (2)$$

In this paper we will concentrate on the latter possibility involving the production of only two new states. Our particular concern is to use the available information as effectively as possible to reduce the number of events needed to make an accurate determination of M_Y and M_N . The main new ingredient of the method proposed is that it does not rely solely on the events close to the kinematic boundary but makes use of all the events. Our method constrains the unobserved energy and momentum such that all the kinematical constraints of the process are satisfied including the mass difference, eq(1), which can be accurately measured from the ll spectrum. This increases the information that events far from the kinematic boundary can provide about M_Y and significantly reduces the number of events needed to obtain a good measurement of the overall mass scale. Although we develop the method for the case that Y decays via a three-body decay to an on-shell final states $Y \rightarrow N + l^+ + l^-$, its generalization to other processes is straightforward³.

In Section 2, we introduce the M_{2C} distribution whose endpoint gives M_Y , and whose distribution can be fitted away from the endpoint to determine M_Y and M_N before one has enough events to saturate the endpoint. Section 3 estimates the performance for a few SUSY models where we include approximate detector resolution effects and where we expect backgrounds to be minimal. Finally we conclude and discuss directions for further research. Appendix A discusses the relationship between our distribution and the kink in $M_{T2}(\chi)$ of CCKP and how this relationship can be used to find M_{2C} in a computationally efficient manner. Appendix B provides details of our simulations.

²For a recent study on situations which lead to kinks using the transverse mass see ref [12]

³We note that the on-shell intermediate case studied by CGHMM is also improved by including the relationship measured by the edge in the ll distribution on each event's analysis. The Y decay channel with an on-shell intermediate state X has an edge in the ll invariant mass distribution which provides a good determination of the relationship $\max m_{ll}^2 = (M_Y^2 - M_X^2)(M_X^2 - M_N^2)/M_X^2$. This relationship forms a surface in M_N, M_X, M_Y space that only intersects the allowed points of CGHMM's fig 3 near the actual masses.

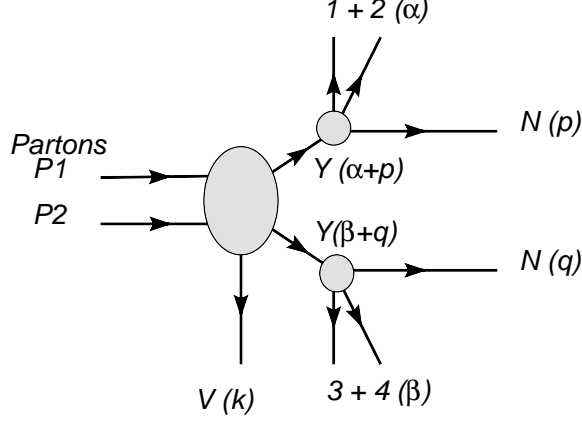


Figure 1: We consider events with the new state Y is pair produced and in which each Y decays through a three-body decay to a massive state N invisible to the detector and visible particles 1, 2, 3, and 4.

2 An improved distribution from which to determine M_Y

We consider the event topology shown in fig 1. The new state Y is pair produced. Each branch undergoes a three-body decay to the state N with 4-momentum p (q) and two visible particles 1 + 2 (3 + 4) with 4-momentum α (β). The invariant mass m_{12} (m_{34}) of the particles 1 + 2 (3 + 4) will have an upper edge from which one can well-determine M_- . Other visible particles not involved can be grouped into V with 4-momentum k . In the analysis presented here, we assume $k = 0$ and check that it remains valid for $k \lesssim 20$ GeV.

We adapt the concept from M_{T2} of minimizing the transverse mass over the unknown momenta to allow for the incorporation of all the available information about the masses. To do this we form a new variable M_{2C} which we define as the minimum mass of the second to lightest new state in the event M_Y constrained to be compatible with the observed 4-momenta of Y 's visible decay products with the observed missing transverse energy, with the four-momenta of Y and N being on shell, and with the constraint that $M_- = M_Y - M_N$ is given by the value determined by the end point of the m_{12} distribution. The minimization is performed over the ten relevant unknown parameters which may be taken as the 4-momenta p and q of the states N , and the lab-frame collision energy P_o and longitudinal momenta P_z . We neglect any contributions from unobserved initial state radiation (ISR). Thus we have

$$M_{2C}^2 = \min_{p, q, P_o, P_z} (p + \alpha)^2 \quad (3)$$

subject to the 7 constraints

$$(p + \alpha)^2 = (q + \beta)^2, \quad (4)$$

$$p^2 = q^2 \quad (5)$$

$$(P_o, 0, 0, P_z) = p + q + \alpha + \beta + k \quad (6)$$

$$\sqrt{(p + \alpha)^2} - \sqrt{(p)^2} = M_-. \quad (7)$$

Although one can implement the minimization numerically or by using Lagrange multipliers, we find the most computationally efficient approach is to modify the M_{T2} analytic solution from Lester and Barr [13]. Details regarding implementing M_{2C} and the relation of M_{2C} to M_{T2} and the approach of CCKP are in Appendix A.

Errors in the determined masses propagated from the error in the mass difference in the limit of $k = 0$ are given by

$$\delta M_Y = \frac{\delta M_-}{2} \left(1 - \frac{M_+^2}{M_-^2} \right) \quad \delta M_N = -\frac{\delta M_-}{2} \left(1 + \frac{M_+^2}{M_-^2} \right) \quad (8)$$

where δM_- is the error in the determination of the mass difference M_- . To isolate this source of error from those introduced by low statistics, we assume we know the correct M_- , and one should consider the error

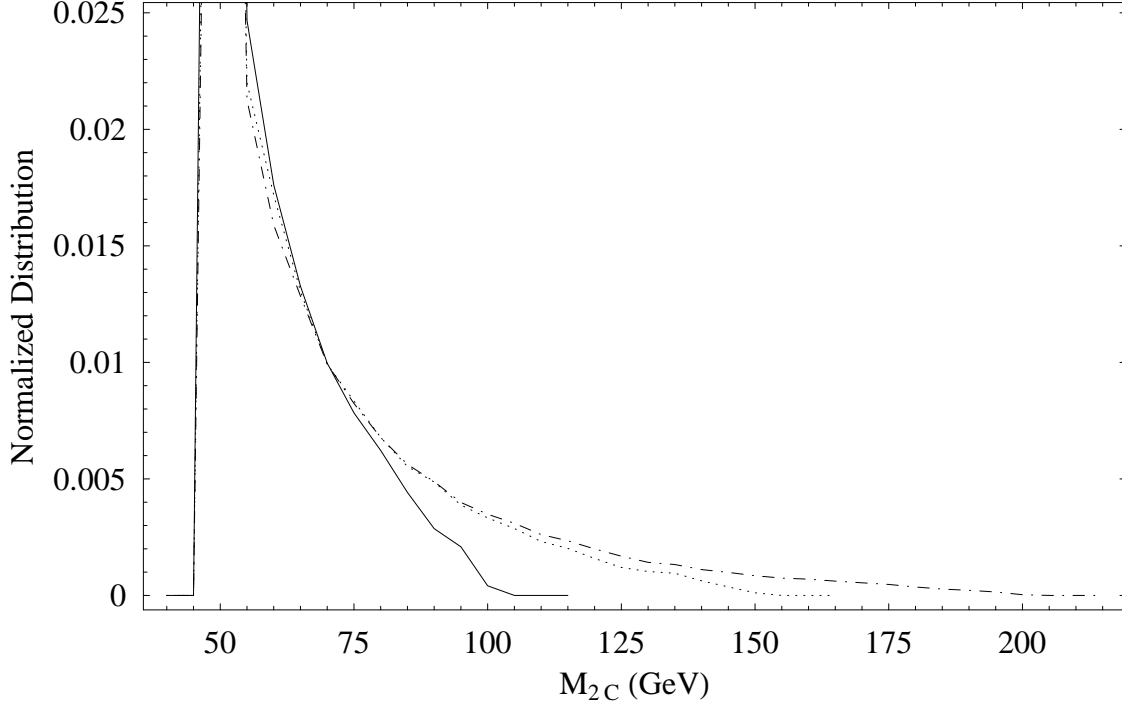


Figure 2: The distribution of 30000 events in 5 GeV bins with perfect resolution and no background. The three curves represent $M_Y = 200$ GeV (dot-dashed), $M_Y = 150$ GeV (dotted) and $M_Y = 100$ GeV (solid) each with $M_- = 50$ GeV. Each distribution cuts off at the correct M_Y .

described in eq(8) as a separate uncertainty from that reported in our initial performance estimates in the next section.

Because the true p , q , P_o , P_z are in the domain over which we are minimizing, M_{2C} will always satisfy $M_{2C} \leq M_Y$. The equality is reached for events with either m_{12} or m_{34} smaller than M_- , with $p_z/p_o = \alpha_z/\alpha_o$, and $q_z/q_o = \beta_z/\beta_o$, and with the transverse components of α parallel to the transverse components of β .

The events that approximately saturate the bound have the added benefit that they are approximately reconstructed (p and q are known). If Y is produced near the end of a longer cascade decay, then this reconstruction allows one to determine the masses of all the parent states in the event. The reconstruction of several such events may also aid in spin correlation studies.

In order to determine the distribution of M_{2C} for the process shown in fig 1, we computed it for a set of events generated using the theoretical cross section and assuming perfect detector resolution and no background. Details of the simulation are in Appendix B. Figure 2 shows the resulting distribution for three cases: $M_Y = 200$ GeV, $M_Y = 150$ GeV and $M_Y = 100$ GeV each with $M_- = 50$ GeV. Each distribution was built from 30000 events. Note that the minimum M_Y for an event is M_- . The endpoint in the three examples is clear, and one is able to distinguish between different M_Y for a given M_- . The shape of the distribution exhibits only modest model dependency as described in Appendix B.

One can also see that as M_+/M_- becomes large, the M_Y determination will be hindered by the small statistics available near the endpoint or backgrounds. To alleviate this, one should instead fit to the entire distribution. However it is clear that events away from the endpoint also contain information about the masses. For this reason we propose to fit the entire distribution of M_{2C} and compare it to the ‘ideal’ distribution that corresponds to a given value of the masses. As we shall discuss this allows the determination of M_Y with a significant reduction in the number of events needed. This is the most important new aspect of the method proposed here.

3 Application of the method : SUSY model examples

To illustrate the power of the fit to the full M_{2C} distribution, we now turn to an initial estimate of one's ability to measure M_Y in a few specific supersymmetry scenarios. Our purpose here is to show that fitting the M_{2C} distribution can determine M_Y and M_N with very few events. We include detector resolution effects but neglect backgrounds but assume $k = 0$ in the simulation. We calculate M_{2C} for the case where the analytic M_{T2} solution of Barr and Lester can be used to speed up the calculations as described in Appendix A. Details on our calculations and simplifying assumptions can be found in Appendix B. A more complete detailed study will follow in a subsequent publication.

Although fitting the M_{2C} distribution could equally well be applied to the gluino mass studied in CCKP, we explore its applications to pair-produced $\tilde{\chi}_2^0$. We select SUSY models where $\tilde{\chi}_2^0$ decays via a three-body decay to $l^+ + l^- + \tilde{\chi}_1^0$. The four momenta $\alpha = p_{l^+} + p_{l^-}$ for the leptons in the top branch, and the four momenta $\beta = p_{l^+} + p_{l^-}$ for the leptons in the bottom branch.

The production and decay cross section estimates in this section are calculated using MadGraph/MadEvent [14] and using SUSY mass spectra inputs from SuSpect [15]. The distributions in this section still neglect background, but scale the α and β four vectors by a scalar normally distributed about 1 with the width of

$$\frac{\delta\alpha_0}{\alpha_0} = \frac{0.1}{\sqrt{\alpha_o(\text{GeV})}} + \frac{0.003}{\alpha_o(\text{GeV})} + 0.007 \quad (9)$$

to simulate the typical LHC detector lepton energy resolution [16, 17]. The missing transverse momentum is assumed to be whatever is missing to conserve the transverse momentum after the smearing of the leptons momenta. We do not account for the greater uncertainty in missing momentum from hadrons or from muons which do not deposit all their energy in the calorimeter and whose energy resolution is therefore correlated to the missing momentum. Including such effects requires a more detailed detector simulation and is beyond the scope of this Letter. These finite resolution effects are simulated in the determination of the ideal distribution and in the small sample of events that is fit to the ideal distribution to determine M_Y and M_N . We do not expect expanded energy resolutions to greatly affect the results because the resolution effects are included in both the simulated events and in the creation of the ideal curves which are then fit to the low statistics events to estimate the mass.

We consider models where the three-body decay channel for $\tilde{\chi}_2^0$ will dominate. These models must satisfy $m_{\tilde{\chi}_2^0} - m_{\tilde{\chi}_1^0} < M_Z$ and must have all slepton masses greater than the $m_{\tilde{\chi}_2^0}$. The models considered are shown in Table 1. The Min-Content model assumes that there are no other SUSY particles accessible at the LHC other than $\tilde{\chi}_2^0$ and $\tilde{\chi}_1^0$ and we place $m_{\tilde{\chi}_1^0}$ and $m_{\tilde{\chi}_2^0}$ at the boundary of the PDG Live exclusion limit [18]. SPS 6, P1, and γ are models taken from references [19], [20], and [21] respectively. Each has the χ_2 decay channel to leptons via a three-body decay kinematically accessible. We will only show simulation results for the masses in model P1 and SPS 6 because they have the extreme values of M_+/M_- with which the performance scales. The Min-Content model and the γ model are included to demonstrate the range of the masses and production cross sections that one might expect.

Bisset, Kersting, Li, Moortgat, Moretti, and Xie (BKLMMX) [4] have studied the 4 lepton + missing energy standard model background for the LHC. They included contributions from jets misidentified as leptons and estimated about 190 background events at a $\mathcal{L} = 300 \text{ fb}^{-1}$ which is equivalent to 0.6 fb. Their background study made no reference to the invariant mass squared of the four leptons, so one only expects a fraction of these to have both lepton pairs to have invariant masses less than M_- . Their analysis shows the largest source of backgrounds will most likely be other supersymmetric states decaying to four leptons. Again, one expects only a fraction of these to have both lepton pairs with invariant masses within the range of interest. The background study of BKLMMX is consistent with a study geared towards a 500 GeV $e^+ e^-$ linear collider in ref [22] which predicts 0.4 fb for the standard model contribution to 4 leptons and missing energy. The neutralino decay to τ leptons also provide a background because the τ decay to a light leptons $l = e, \mu$ ($\Gamma_{\tau \rightarrow l \bar{\nu}_l} / \Gamma \approx 0.34$) cannot be distinguished from prompt leptons. The neutrinos associated with these light leptons will be new sources of missing energy and will therefore be a background to our analysis. The di- τ events will only form a background when both opposite sign same flavor τ s decay to the same flavor of light lepton which one expects about 6% of the time.

Table 2 breaks down the LHC production cross section for pair producing two $\tilde{\chi}_2^0$ in each of these models. In the branching ratio to leptons, we only consider e and μ states as the τ will decay into a jet and a

Model	Min Content (ref [18])	SPS 6 (ref [19])	P1 (ref [20])	γ (ref [21])
Definition	$\tilde{\chi}_1^o$ and $\tilde{\chi}_2^o$ are the only LHC accessible SUSY States with smallest allowed masses.	Non Universal Gaugino Masses $m_o = 150$ GeV $m_{1/2} = 300$ GeV $\tan\beta = 10$ $\text{sign}(\mu) = +$ $A_o = 0$ $M_1 = 480$ GeV $M_2 = M_3 = 300$ GeV	mSUGRA $m_o = 350$ GeV $m_{1/2} = 180$ GeV $\tan\beta = 20$ $\text{sign}(\mu) = +$ $A_o = 0$	Non-Universal Higgs Model $m_o = 330$ GeV $m_{1/2} = 240$ GeV $\tan\beta = 20$ $\text{sign}(\mu) = +$ $A_o = 0$ $H_u^2 = -(242 \text{ GeV})^2$ $H_d^2 = +(373 \text{ GeV})^2$
$m_{\tilde{\chi}_1^o}$	46 GeV	189 GeV	69 GeV	95 GeV
$m_{\tilde{\chi}_2^o}$	62.4 GeV	219 GeV	133 GeV	178 GeV
M_+/M_-	6.6	13.6	3.2	3.3

Table 1: Models with $\tilde{\chi}_2^o$ decaying via a three-body decay to leptons. We only show simulation results for the masses in model P1 and SPS 6 because they have the extreme values of M_+/M_- with which the performance scales.

Model	$\sigma_{\tilde{\chi}_2^o \tilde{\chi}_2^o}$ Direct $\sigma_{\tilde{\chi}_2^o \tilde{\chi}_2^o}$ Via \tilde{g} or \tilde{q}	$\text{BR}_{\tilde{\chi}_2^o \rightarrow l + \bar{l} + \tilde{\chi}_1^o}$ $\text{BR}_{\tilde{\chi}_2^o \rightarrow q + \bar{q} + \tilde{\chi}_1^o}$	Events with 4 leptons + E_T missing + possible extra jets $\mathcal{L} = 300 \text{ fb}^{-1}$
Min Content	2130 fb N/A	0.067 0.69	2893
SPS 6	9.3 fb 626 fb	0.18 0.05	6366
P1	35 fb 12343 fb	0.025 0.66	2310
γ	17 fb 4141 fb	0.043 0.64	2347

Table 2: The approximate breakdown of signal events.

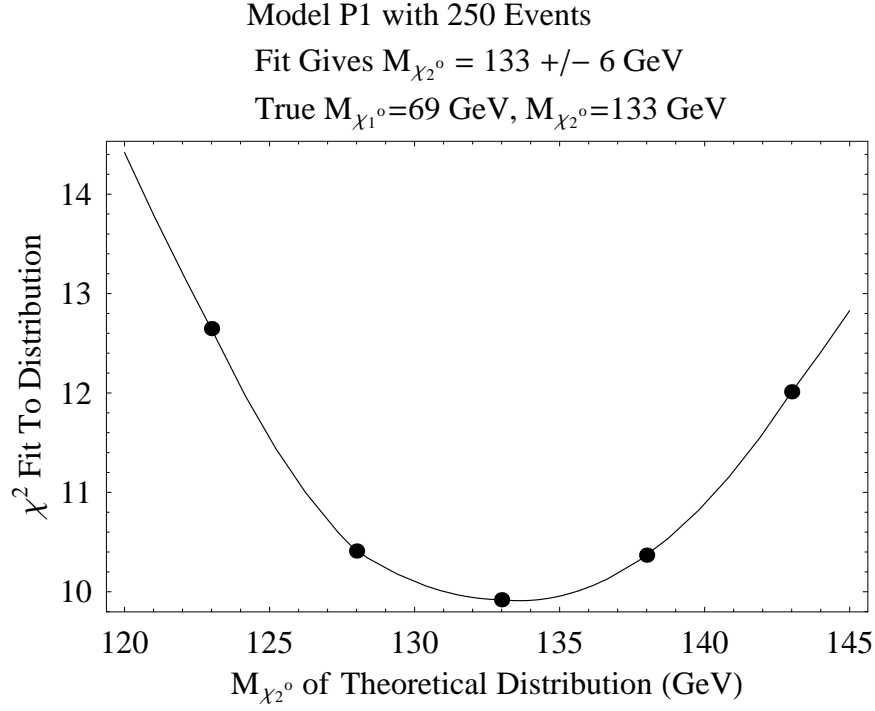


Figure 3: χ^2 fit of 250 events from model P1 of Ref [20] to the theoretical distributions calculated for different $M_{\chi_2^0}$ values but fixed $M_{\chi_2^0} - M_{\chi_1^0}$. The fit gives $M_{\chi_2^0} = 133 \pm 6$ GeV.

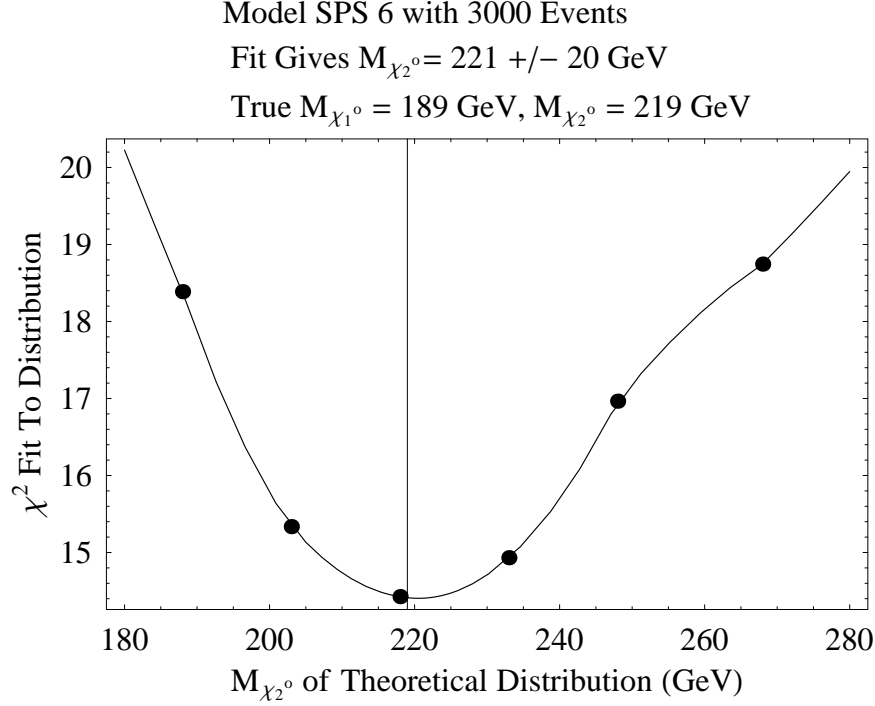


Figure 4: χ^2 fit of 3000 events from model SPS 6 of Ref [19] to the theoretical distributions calculated for different $M_{\chi_2^0}$ values but fixed $M_{\chi_2^0} - M_{\chi_1^0}$. The fit gives $M_{\chi_2^0} = 221 \pm 20$ GeV.

neutrino introducing more missing energy. Direct pair production of $\tilde{\chi}_2^0$ has a rather modest cross section, but production via a gluino or squark has a considerably larger cross section but will be accompanied by additional QCD jets. One does expect to be able to distinguish QCD jets from τ jets [23].

We now estimate how well one may be able to measure $m_{\tilde{\chi}_1^0}$ and $m_{\tilde{\chi}_2^0}$ in these models. Figures 3 and 4 show a χ^2 fit⁴ of the M_{2C} distribution from the observed small set of events to ‘ideal’ theoretical M_{2C} distributions parameterized by $m_{\tilde{\chi}_2^0}$. The ‘ideal’ theoretical distributions are calculated for the observed value of M_- using different choices for $m_{\tilde{\chi}_2^0}$. A second-order interpolation is then fit to these points to estimate the value for $m_{\tilde{\chi}_2^0}$. The 1σ uncertainty for $m_{\tilde{\chi}_2^0}$ is taken to be the points where the χ^2 increases from its minimum by one.

The difficulty of the mass determination from the distribution grows with the ratio M_+/M_- . Figures 3 and 4 show the two extremes among the cases we consider. For the model P1 $M_+/M_- = 3.2$, and for model γ $M_+/M_- = 3.3$. Therefore these two models can have the mass of $m_{\tilde{\chi}_2^0}$ and $m_{\tilde{\chi}_1^0}$ determined with approximately equal accuracy with equal number of signal events. Figure 3 shows that one may be able to achieve ± 6 GeV resolution after about 30 fb^{-1} . Model SPS 6 shown in fig 4 represents a much harder case because $M_+/M_- = 13.6$. In this scenario one can only achieve ± 20 GeV resolution with 3000 events corresponding to approximately 150 fb^{-1} . In addition to these uncertainties, one needs to also consider the error propagated from δM_- in eq(8).

4 Summary and Conclusions

We have proposed a method to extract the masses of new pair-produced states based on a kinematic variable, M_{2C} , which incorporates all the known kinematic constraints on the observed process and whose endpoint determines the new particle masses. However the method does not rely solely on the endpoint but uses the full data set, comparing the observed distribution for M_{2C} with the ideal distribution that corresponds to a given mass. As a result the number of events needed to determine the masses is very significantly reduced so that the method may be employed at the LHC event for processes with electroweak production cross sections.

We have performed an initial feasibility study of the method for several supersymmetric models. This includes the effect of detector resolution but not backgrounds, cuts and combinatoric complications but was modeled with an assumption that $k = 0$. We demonstrated that for some of the models studied we are able to determine the masses to within 6 GeV from only 250 events. This efficiency is encouraging although a study including more of the real-world complications is needed to augment this initial study.

The method we advocate here can be readily extended to other processes. By incorporating all the known kinematical constraints, the information away from kinematical end-points can, with some mild process dependent information, be used to reduce the number of events needed to get mass measurements. We shall illustrate this for other cases elsewhere[in preparation].

Acknowledgements

We would like to thank Alan Barr for many stimulating insights and for reviewing the first drafts of the paper. We also want to thank James Gray, Chris Lester, Tilman Plehn, John March Russell, and Laura Serna for helpful conversations. We owe thanks to Fabio Maltoni and Tim Stelzer for providing us online access to MadGraph and MadEvent tools. M.S. acknowledges support from the United States Air Force Institute of Technology. The views expressed in this letter are those of the authors and do not reflect the official policy or position of the United States Air Force, Department of Defense, or the US Government.

⁴See Appendix B for details of how χ^2 is calculated.

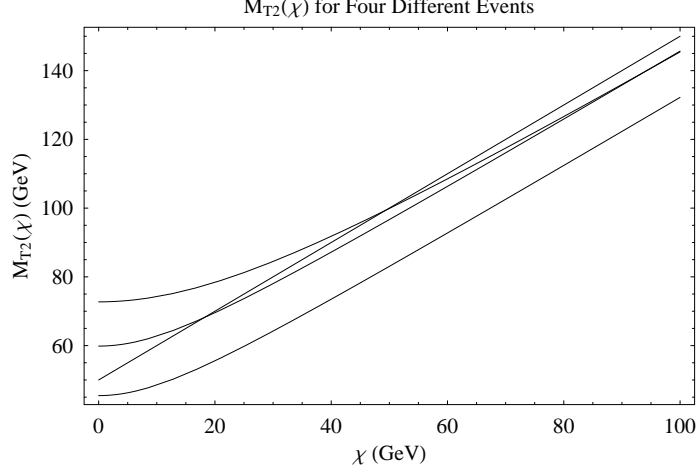


Figure 5: The $M_{T2}(\chi)$ curves for four events with $M_N = 50$ GeV and $M_Y = 100$ GeV. Only the events whose curves starts off at $M_{T2}(0) > M_-$ intersect the straight line given by $M_{T2}(\chi) - \chi = M_-$. The M_{T2} at the intersection is M_{2C} for that event.

Appendix A : Using M_{T2} to Find M_{2C}

The variable M_{T2} , which was introduced in by Lester and Summers [11], is equivalent to

$$M_{T2}^2(\chi) = \min_{p,q,P_o,P_z} (p + \alpha)^2 \quad (10)$$

subject to the 7 constraints

$$(p + \alpha)^2 = (q + \beta)^2, \quad (11)$$

$$p^2 = q^2 \quad (12)$$

$$(P_o, 0, 0, P_z) = p + q + \alpha + \beta + k \quad (13)$$

$$p^2 = \chi^2. \quad (14)$$

As is suggested in the simplified example of [24], the minimization over P_o and P_z is equivalent to assuming p and α have equal rapidity and q and β have equal rapidity. Implementing this eq(10) reduces to the traditional definition of the Cambridge transverse mass.

By comparing $M_{T2}(\chi)$ as defined above to M_{2C} defined in eq(3), one can see that they are very similar with the exception that the constraint eq(7) is replaced by the constraint eq(14). M_{2C} can be found by scanning $M_{T2}(\chi)$ for the χ value that such that the constraint in eq(7) is also satisfied.

One can see the M_{2C} and M_{T2} relationship visually. Each event provides a curve $M_{T2}(\chi)$; fig 5 shows curves for four events with $M_N = 50$ GeV and $M_Y = 100$ GeV. For all events $M_{T2}(\chi)$ is a continuous and monotonically increasing function of χ . As CCKP point out, at large χ and at $k = 0$ the *maximum* $M_{T2}(\chi)$ approaches $\chi + M_-$ so one knows the slope of $M_{T2}(\chi)$ for all events will be everywhere less than or equal to one. Furthermore if $M_{T2}(\chi = 0) > M_-$, as is true for two of the four events depicted in fig 5, then, barring an asymptote, there is a solution to $M_{T2}(\chi) = \chi + M_-$. At this point $M_{T2}(\chi) = \min M_Y|_{\text{Constraints}} \equiv M_{2C}$. Equivalently

$$M_{2C} = M_{T2} \text{ at } \chi \text{ where } M_{T2}(\chi) = \chi + M_- \text{ if } M_{T2}(\chi = 0) > M_- \quad (15)$$

$$= M_- \text{ otherwise.} \quad (16)$$

At $k = 0$ the maximum χ of such an intersection occurs for $\chi = M_N$ which is why the endpoint of M_{2C} occurs at the correct M_Y and why this corresponds to the kink of CCKP. Because Barr and Lester have an analytic solution to M_{T2} in ref [13] in the case $k = 0$, this is computationally very efficient as a definition.

Appendix B: Numerical Simulation Details

Numerical simulation of “ideal” events

In order to determine the distribution of M_{2C} for the processes shown in fig 1, it is necessary to generate a large sample of “ideal” events corresponding to the physical process shown in the figure. For simplicity in the numerical simulations included in this note we always assume $k = 0$ and decay via an off-shell Z-boson as this is what could be calculated quickly and captures the essential elements to provide an initial estimate of our approach’s utility.

Even under these assumptions, one might expect that the shape of distribution depends sensitively on the parton distribution and many aspects of the differential cross section and differential decay rates. Surprisingly this is not the case; the shape of the distribution depends sensitively only on two properties:

(i) the shape of the m_{12} (or equivalently m_{34}) distributions. In the examples studied here for illustration we calculate the m_{12} distribution assuming it is generated by a particular supersymmetric extension of the Standard Model, but in practice one should use the measured distribution which is accessible to accurate determination. The particular shape of m_{12} does not greatly affect the ability to determine the mass of N and Y so long as one can still find the endpoint to determine $M_Y - M_N$ and use the observed m_{ll} distribution to model the shape of the M_{2C} distribution.

(ii) the angular dependence of the N ’s momenta in the rest frame of Y . In the preliminary analysis presented here we assume that in the rest frame of $\tilde{\chi}_2^o$, $\tilde{\chi}_1^o$ ’s momentum is distributed uniformly over the 4π steradian directions. While this assumption is not universally true it applies in many cases and hence is a good starting point for analyzing the efficacy of the method.

Under what conditions is the uniform distribution true? Note that the $\tilde{\chi}_2^o$ ’s spin is the only property of $\tilde{\chi}_2^o$ that can break the rotational symmetry of the decay products. For $\tilde{\chi}_2^o$ ’s spin to affect the angular distribution there must be a correlation of the spin with the momentum which requires a parity violating coupling. Consider first the Z contribution. Since one is integrating over the lepton momenta, the parity violating term in the cross section coming from the lepton-Z vertex vanishes and a non-zero correlation requires that the parity violating coupling be associated with the neutralino vertex. The Z-boson neutralino vertex vanishes as the Z interaction is proportional to $\tilde{\chi}_2^o \gamma^5 \gamma^\mu \tilde{\chi}_1^o Z_\mu$ or $\tilde{\chi}_2^o \gamma^\mu \tilde{\chi}_1^o Z_\mu$ depending on the relative sign of $m_{\tilde{\chi}_2^o}$ and $m_{\tilde{\chi}_1^o}$ eigenvalues. However if the decay has a significant contribution from an intermediate slepton there are parity violating couplings and there will be spin correlations. In this case there will be angular correlations but it is straightforward to modify the method to take account of correlations. We hope to study this in another publication⁵.

Even in the case that the slepton contribution is significant the correlations may still be absent. Because we are worried about a distribution, the spin correlation is only of concern to our assumption if a mechanism aligns the spin’s of the $\tilde{\chi}_2^o$ s in the two branches. Table 2 shows that most of the $\tilde{\chi}_2^o$ one expects follow from decay chains involving a squark, which being a scalar should make uncorrelated the spin of the $\tilde{\chi}_2^o$ in the two branches. One would then average over the spin states of $\tilde{\chi}_2^o$ and recover the uniform angular distribution of $\tilde{\chi}_1^o$ ’s momentum in $\tilde{\chi}_2^o$ ’s rest frame.

Once one has fixed the dependencies (i) and (ii) above, the shape of the distribution is essentially independent of the remaining parameters. To illustrate this result we show in fig 6 two cases:

(1) The case that the collision energy and frame of reference and angle of the produced Y with respect to the beam axis are distributed according to the calculated cross section for the process considered in Section 3 in which $\tilde{\chi}_2^o$ decays via Z exchange to the three-body state $l^+ + l^- + \tilde{\chi}_1^o$, convoluted with realistic parton distribution functions.

(2) The case that the angle of the produced Y with respect to the beam axis is arbitrarily fixed at $\theta = 0.2$ radians, the azimuthal angle ϕ fixed at 0 radians, and the total 4-momentum of the colliding particles arbitrarily set to $P = (500, 0, 0, 0)$ GeV.

The left plot of fig 6 shows the two distributions intentionally shifted by 0.001 to allow one to barely distinguish the two curves. On the right side of fig 6 we show the difference of the two distributions with the 2σ error bars within which one expects 95% of the bins to overlap 0 if the distributions are identical. In addition to tests with $k = 0$, we also tested that $k \lesssim 20$ GeV does not change the shape of the distribution to within our numerical uncertainties for any of our results. In a test case where we constructed events

⁵Studying and exploiting the neutralino spin correlations is discussed further in Refs [25, 26, 27].

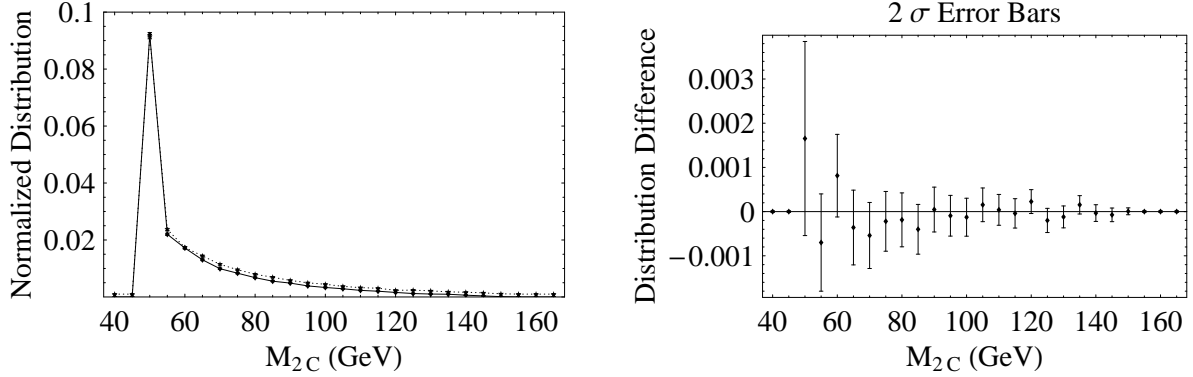


Figure 6: Demonstrates the distribution is independent of the COM energy, angle with which the pair is produced with respect to the beam axis, and the frame of reference.

with $M_Y = 150$ GeV and $M_N = 100$ GeV, with $\sqrt{k^2}$ uniformly distributed with between 2 of 20 GeV, with $|\vec{k}/k_0| = 0.98$, and with uniform angular distribution, we found the M_{2C} distribution agreed with the distribution shown in figure 6 within the expected error bars after 10000 events. Scaling this down to the masses studied in *P1* we trust these results remain unaffected for $k \lesssim 20$ GeV. Introduction of cuts on jets and missing traverse energy will probably introduce some dependence on the COM energy of the collision that is absent in this ideal case.

Given this structure detailed in (i) and (ii) above we calculate the “ideal” distributions for M_{2C} assuming that $k = 0$ and that in the rest frame of Y there is an equal likelihood of N going in any of the 4π steradian directions. The observable invariant α^2 is determined according to the differential decay probability of χ_2^0 to $e^+ e^-$ and χ_1^0 through a Z-boson mediated three-body decay. Analytic expressions for cross sections were obtained from the Mathematica output options in CompHEP [28]

Inclusion of backgrounds will change the shape. Backgrounds that one can anticipate or measure, like di- τ s or leptons from other neutralino decays observed with different edges can be modeled and included in the ideal shapes used to perform the mass parameter estimation. A more complete study is beyond the scope of this letter and will follow in a subsequent publication.

Least squares fit

In order to determine M_Y it is necessary to quantify the comparison between the N observed events and the “ideal” events. To do this we define a χ^2 distribution by computing the number of events, C_j , in a given range, j , (bin j) of M_{2C} . Assuming a Poisson distribution, we assign an uncertainty, σ_j , to each bin j given by

$$\sigma_j^2 = \frac{1}{2} (N f(M_{2Cj}, M_Y) + C_j). \quad (17)$$

Here the normalized distribution of ideal events is $f(M_{2C}, M_Y)$, and the second term has been added to ensure that the contribution of bins with very few events, where Poisson statistics does not apply⁶, have a reasonable weighting. Then χ^2 is given by

$$\chi^2(M_Y) = \sum_{\text{bin } j} \left(\frac{C_j - N f(M_{2Cj}, M_Y)}{\sigma_j} \right)^2. \quad (18)$$

The minimum $\chi^2(M_Y)$ is our estimate of M_Y . The amount M_Y changes for an increase of χ^2 by one gives our 1σ uncertainty, δM_Y , for M_Y [29]. As justification for this we calculate ten different seed random numbers to generate ten distinct groups of 250 events. We check that the M_Y estimates for the ten sets are distributed with about 2/3 within δM_Y of the true M_Y as one would expect for 1σ error bars. One might

⁶By this we mean that $N f(M_{2Cj}, M_Y)$ has a large percent error when used as a predictor of the number of counts C_j when $N f(M_{2Cj}, M_Y)$ is less than about 5.

worry that with our definition of χ^2 , the value of χ^2 per degree of freedom is less than one. However this is an artifact of the fact that the bins with very few or zero events are not adequately described by Poisson statistics and if we remove them we do get a reasonable χ^2 per degree of freedom. The determination of M_Y using this reduced set gives similar results.

References

- [1] M. Drees, W. Hollik, and Q. Xu, *One-loop calculations of the decay of the next-to-lightest neutralino in the mssm*, *JHEP* **02** (2007) 032, [[hep-ph/0610267](#)].
- [2] D. J. Phalen and A. Pierce, *Sfermion interference in neutralino decays at the LHC*, *Phys. Rev. D* **76**, 075002 (2007) [[arXiv:0705.1366 \[hep-ph\]](#)].
- [3] I. Hinchliffe, F. E. Paige, M. D. Shapiro, J. Soderqvist, and W. Yao, *Precision susy measurements at lhc*, *Phys. Rev.* **D55** (1997) 5520–5540, [[hep-ph/9610544](#)].
- [4] M. Bisset, N. Kersting, J. Li, F. Moortgat, and Q. Xie, *Pair-produced heavy particle topologies: Mssm neutralino properties at the lhc from gluino / squark cascade decays*, *Eur. Phys. J.* **C45** (2006) 477–492, [[hep-ph/0501157](#)].
- [5] H. Bachacou, I. Hinchliffe, and F. E. Paige, *Measurements of masses in sugra models at lhc*, *Phys. Rev.* **D62** (2000) 015009, [[hep-ph/9907518](#)].
- [6] D. J. Miller, P. Osland, and A. R. Raklev, *Invariant mass distributions in cascade decays*, *JHEP* **03** (2006) 034, [[hep-ph/0510356](#)].
- [7] C. G. Lester, *Constrained invariant mass distributions in cascade decays: The shape of the ‘ $m(q\bar{q})$ -threshold’ and similar distributions*, *Phys. Lett.* **B655** (2007) 39–44, [[hep-ph/0603171](#)].
- [8] H.-C. Cheng, J. F. Gunion, Z. Han, G. Marandella, and B. McElrath, *Mass determination in susy-like events with missing energy*, [arXiv:0707.0030 \[hep-ph\]](#).
- [9] W. S. Cho, K. Choi, Y. G. Kim, and C. B. Park, *Gluino stransverse mass*, [arXiv:0709.0288 \[hep-ph\]](#).
- [10] W. S. Cho, K. Choi, Y. G. Kim, and C. B. Park, *Measuring superparticle masses at hadron collider using the transverse mass kink*, [arXiv:0711.4526 \[hep-ph\]](#).
- [11] C. G. Lester and D. J. Summers, *Measuring masses of semi-invisibly decaying particles pair produced at hadron colliders*, *Phys. Lett.* **B463** (1999) 99–103, [[hep-ph/9906349](#)].
- [12] A. J. Barr, B. Gripaios, and C. G. Lester, *Weighing wimps with kinks at colliders: Invisible particle mass measurements from endpoints*, [arXiv:0711.4008 \[hep-ph\]](#).
- [13] C. Lester and A. Barr, *Mtgen : Mass scale measurements in pair-production at colliders*, [arXiv:0708.1028 \[hep-ph\]](#).
- [14] J. Alwall *et. al.*, *Madgraph/madevent v4: The new web generation*, *JHEP* **09** (2007) 028, [[arXiv:0706.2334 \[hep-ph\]](#)].
- [15] A. Djouadi, J.-L. Kneur, and G. Moultaka, *Suspect: A fortran code for the supersymmetric and higgs particle spectrum in the mssm*, [hep-ph/0211331](#).
- [16] *ATLAS computing : Technical Design Report* CERN, ATLAS-TDR-017, CERN-LHCC-2005-022, 2005.
- [17] C. Collaboration, *CMS physics : Technical Design Report*. CERN Report No: CERN-LHCC-2006-001 ; CMS-TDR-008-1, 2006.
- [18] W.-M. Yao, *Review of Particle Physics*, *Journal of Physics G* **33** (2006) 1+.

- [19] B. C. Allanach *et. al.*, *The snowmass points and slopes: Benchmarks for susy searches*, [hep-ph/0202233](#).
- [20] W. Vandelli, *Prospects for the detection of chargino-neutralino direct production with ATLAS detector at the LHC*. PhD thesis.
- [21] A. De Roeck *et. al.*, *Supersymmetric benchmarks with non-universal scalar masses or gravitino dark matter*, *Eur. Phys. J.* **C49** (2007) 1041–1066, [[hep-ph/0508198](#)].
- [22] D. K. Ghosh, R. M. Godbole, and S. Raychaudhuri, *Signals for r -parity-violating supersymmetry at a 500-gev $e+e-$ collider*, [hep-ph/9904233](#).
- [23] J. Tanaka, *Discovery potential of the Standard Model Higgs at the LHC*, *Nuclear Physics B Proceedings Supplements* **144** (July, 2005) 341–348.
- [24] B. Gripaios, *Transverse observables and mass determination at hadron colliders*, [arXiv:0709.2740](#) [[hep-ph](#)].
- [25] G. A. Moortgat-Pick, H. Fraas, A. Bartl, and W. Majerotto, *Polarization and spin effects in neutralino production and decay*, *Eur. Phys. J.* **C9** (1999) 521–534, [[hep-ph/9903220](#)].
- [26] G. A. Moortgat-Pick and H. Fraas, *Implications of cp and cpt for production and decay of majorana fermions*, [hep-ph/0012229](#).
- [27] S. Y. Choi, B. C. Chung, J. Kalinowski, Y. G. Kim, and K. Rolbiecki, *Analysis of the neutralino system in three-body leptonic decays of neutralinos*, *Eur. Phys. J.* **C46** (2006) 511–520, [[hep-ph/0504122](#)].
- [28] **CompHEP** Collaboration, E. Boos *et. al.*, *Comphep 4.4: Automatic computations from lagrangians to events*, *Nucl. Instrum. Meth.* **A534** (2004) 250–259, [[hep-ph/0403113](#)].
- [29] P. Bevington and K. Robinson, *Data Reduction and Error Analysis in the Physics Sciences*. McGraw Hill, second edition ed., 1992.