

# Doping dependence of the vortex-core energy in ultra-thin films of cuprates

L. Benfatto,<sup>1,2</sup> C. Castellani,<sup>2</sup> and T. Giamarchi<sup>3</sup>

<sup>1</sup>*Centro Studi e Ricerche “Enrico Fermi”, via Panisperna 89/A, I-00184, Rome, Italy*

<sup>2</sup>*CNR-SMC-INFM and Department of Physics, University of Rome “La Sapienza”, Piazzale Aldo Moro 5, 00185, Rome, Italy*

<sup>3</sup>*DPMC- MaNEP University of Geneva, 24 Quai Ernest-Ansermet CH-1211 Genève 4, Switzerland*

(Dated: November 1, 2018)

The energy needed to create a vortex core is the basic ingredient to address the physics of thermal vortex fluctuations in underdoped cuprates. Here we theoretically investigate its role on the occurrence of the Beresinskii-Kosterlitz-Thouless transition in a bilayer film with inhomogeneity. From the comparison with recent measurements of the penetration depth in two-unit cell thin films of  $Y_{1-x}Ca_xBa_2Cu_3O_{7-\delta}$  (YBCO) by Hetel et al. [1] we can extract the value of the vortex-core energy  $\mu$ , and show that  $\mu$  scales linearly with  $T_c$  at low doping.

PACS numbers: 74.20.-z, 64.60.Ak, 74.72.-h, 74.78.Fk

One of the most puzzling aspects in the physics of high-temperature superconductors (HTSC), that makes them substantially different from conventional superconductors, is the separation between the fundamental energy scales associated to superconductivity: the critical temperature  $T_c$ , the zero-temperature superconducting (SC) gap  $\Delta$  and the superfluid stiffness  $J_s = \hbar^2 \rho_s d_\perp / 4m$ .<sup>2</sup> Here  $\rho_s$  is the superfluid density, measured through the London penetration depth  $\lambda$ , and  $\rho_s d_\perp$  is an effective two-dimensional superfluid density, with  $d_\perp$  a characteristic transverse length scale (see discussion below). While in a BCS superconductor the gap formation and the appearance of superfluid currents happen simultaneously at  $T_c$ , with  $\Delta \sim T_c$ , in the HTSC at low doping level the two phenomena are essentially decoupled, and  $T_c \sim J_s$ . This suggests that the transition can be controlled by phase fluctuations, described within an effective XY model for the phase degrees of freedom, where  $J_s$  sets the scale of the phase coupling. On a general ground, also the energetic cost  $\mu$  needed to create the vortex core is connected to  $\lambda^{-2}$ , i.e. to  $J_s$ . Using standard BCS relations one can see that at  $T = 0$  both  $J_s$  and  $\mu$  are of order of the Fermi energy, which is a large energy scale compared to  $T_c$ . Nonetheless, in thin films of conventional superconductors  $J_s(T)$  goes to zero as  $T$  approaches  $T_{BCS}$ , and  $\mu(T) \sim J_s(T)$  is reduced, so that vortex creation becomes possible but only at a  $T_c$  very near to  $T_{BCS}$ .

In underdoped cuprate superconductors, where the BCS picture fails, a clear understanding of the typical energy scale which controls the vortex-core formation is still lacking. In particular, despite the fact that several experiments suggest a predominant role of vortex fluctuations,<sup>3,4</sup> whose occurrence is controlled in a crucial way by the value of  $\mu$ ,<sup>5-7</sup> not much attention has been devoted yet to characterize the vortex-core energy  $\mu$ , and its relation with  $T_c$ . In this paper we propose a procedure to estimate  $\mu$  using penetration-depth measurements in thin films. Indeed, in this case the transition is ultimately of Beresinskii-Kosterlitz-Thouless (BKT) type, as it is signaled by the linear relation between  $T_c$  and  $J_s$ , and its persistence as doping is changed by electric-field

effect<sup>8,9</sup> or chemical doping.<sup>1</sup> To clarify the role played by the vortex-core energy, let us recall some basic features of the BKT physics in a SC film made of few unit cells. In Y-based cuprates, whose data we will analyze below, there are two strongly-coupled  $CuO_2$  layers within each cell, which will be considered in what follows as the basic 2D unit of the layered system, of thickness  $d = 12 \text{ \AA}$ , corresponding to the unit-cell size in the  $c$  direction. Then, for a  $n$ -cells thick SC film one would expect the system to behave as an effective 2D superconductor with areal density  $\rho_s^{2d} = nd\rho_s$ , where  $\rho_s$  is the 3D superfluid density connected to the penetration depth  $\lambda$ . The energy scale to be compared to the temperature is then

$$J_n = \frac{\hbar^2 \rho_s^{2d}}{4m} = \frac{nd\hbar^2 \rho_s}{4m} = \frac{nd}{\lambda^2} \frac{\Phi_0^2}{4\pi^2 \mu_0} \quad (1)$$

where  $\Phi_0 = (h/2e)$  is the flux quantum,  $\mu_0$  the vacuum permittivity and we used MKS units as in Ref. [1]. According to BKT theory, a transition is expected when  $J_n/T$  equals the universal value  $2/\pi$ , which gives in terms of  $1/\lambda^2(T)$  the relation:

$$0.62 \times \frac{nd[\text{\AA}]}{\lambda^2(T_{BKT}^n)[\mu m^2]} = \frac{2}{\pi} T_{BKT}^n [K]. \quad (2)$$

This approach assumes that all the layers of the film are so strongly coupled that no mismatch of the SC phase in neighboring layers is possible, i.e. the film behaves as an effective 2D layer of total thickness  $nd$ . However, in the case of cuprates it is well known that the inter-cell Josephson coupling  $J_\perp$  is very weak, so that except in a narrow region around  $T_c$  one expects to see the BKT behavior of a *single* unit cell. As far as the superfluid-density behavior is concerned, one would then expect that the superfluid density drops already when Eq. (2) with  $n = 1$  is satisfied, which is certainly the case for totally uncoupled cells. The best situation to analyze this effect in real systems is provided by the finite-frequency sheet conductivity measurements of thin YBCO films of Ref. [1]. Indeed, in these two-unit-cell thick samples the superfluid-density downturn is necessarily between  $T_{BKT}^{n=1}$

and  $T_{BKT}^{n=2}$ , and its exact form depends on the relative strength of  $J_{\perp}$  and vortex-core energy. As we shall see, this allows us to extract from the data of Ref. [1] the doping dependence of the vortex-core energy.

As a starting point we need a model for the BKT SC transition in the two-layers system, where for simplicity we denote in the following with ‘‘layer’’ a single unit cell of the sample. By adopting the formal analogy between quantum 1D and thermal 2D systems,<sup>6,10</sup> we describe each layer (labeled with the subscript 1, 2, respectively) as a quantum 1D sine-Gordon model:

$$H_{1,2} = H_{1,2}^0 - \frac{g_u}{a^2} \int \cos(2\phi_{1,2}), \quad (3)$$

$$H^0 = \int \left[ K(\partial_x \theta_{1,2})^2 + \frac{1}{K}(\partial_x \phi_{1,2})^2 \right], \quad (4)$$

where  $\int \equiv \int dx v_s / (2\pi)$ . Here the  $\theta_i$  represent the SC phases, and  $\phi_i$  are the conjugate fields, with  $[\theta_i(x'), \partial_x \phi_j(x)] = i\pi \delta_{ij} \delta(x' - x)$ ,  $K$  is the Luttinger-liquid parameter,  $g_u$  is the strength of the sine-Gordon potential,  $a$  is the short-distance cut-off and  $v_s$  the velocity of 1D fermions (which is immaterial in the 1D-2D mapping where  $v_s \tau$  plays the role of the second spatial dimension,<sup>6,10</sup>  $\tau$  being the imaginary time). A vortex configuration for the  $\theta$  variable requires that  $\oint \nabla \theta = \pm 2\pi$  over a closed loop, i.e. the creation of a  $2\pi$  kink, which is generated by the exponential of its conjugate field, i.e. the operator  $e^{i\phi}$ .<sup>10</sup> Thus, the parameter  $K$  defines the superfluid stiffness and  $g_u$  the vortex fugacity, as:

$$K \equiv \frac{\pi J}{T}, \quad g_u = 2\pi e^{-\beta\mu}, \quad (5)$$

where  $J \equiv J_{n=1}$  is the single-layer stiffness. Within the standard 2D XY model for the phase the vortex-core energy  $\mu$  is controlled by  $J$  itself:<sup>5,11</sup>

$$\mu_{XY} = \pi J \ln(2\sqrt{2}e^{\gamma}) \simeq \frac{\pi^2}{2} J, \quad (6)$$

where  $\gamma$  is the Euler’s constant. Even though we will treat  $\mu$  as an *independent* parameter to be fixed by comparison with the experiments, for the sake of clarity we will measure it in multiples of  $\mu_{XY}$ . The effect of the Josephson coupling  $J_{\perp}$  is accounted for by the term:

$$H_{\perp} = -\frac{g_{\perp}}{a^2} \int \cos(\theta_1 - \theta_2), \quad (7)$$

where  $g_{\perp} = \pi J_{\perp} / T$ . As we shall see below, the inter-layer coupling is relevant under renormalization group (RG) flow and tends to lock the phases in neighboring layers. When this effect dominates over the vortex unbinding, the superfluid density is not affected by crossing the  $T_{BKT}^{n=1}$ . As the  $T$  increases further an additional coupling generated under RG flow becomes relevant and induces the 2D transition at  $T_{BKT}^{n=2}$ . It corresponds to the formation of a vortex simultaneously in the two layers, so it is described by the interaction term:

$$\frac{g_s}{a^2} \int \cos(2(\phi_1 + \phi_2)). \quad (8)$$

It is then clear that a more convenient basis to study the system is given by the symmetric/antisymmetric fields,  $\theta_{s,a} = (\theta_1 \pm \theta_2) / \sqrt{2}$ . The full Hamiltonian then becomes

$$H = H_a^0(K_a) + H_s^0(K_s) + \frac{4g_u}{a^2} \int \cos(\sqrt{2}\phi_s) \cos(\sqrt{2}\phi_a) - \frac{2g_{\perp}}{a^2} \int \cos(\sqrt{2}\theta_a) + \frac{2g_s}{a^2} \int \cos(2\sqrt{2}\phi_s), \quad (9)$$

where  $H^0$  is defined in Eq. (4),  $K_{s,a} = K$  and the initial value of  $g_s$  is zero, even though it is generated at  $\mathcal{O}(g_u^2)$  under RG flow (see Eq. (15) below). The superfluid density  $J_s$  is connected to the second-order derivative of the free energy with respect to an infinitesimal twist  $\delta$  of the phase,  $\partial_x \theta_i \rightarrow \partial_x \theta_i - \delta$ . Since the  $\theta_a$  field is unchanged by this transformation while  $\partial_x \theta_s \rightarrow \partial_x \theta_s - \sqrt{2}\delta$ , we immediately see that  $J_s$  is given by the asymptotic value of  $K_s(\ell)$  under RG flow:

$$J_s \equiv \frac{\hbar^2 \rho_s^{2d}}{4m} = \frac{K_s(\ell \rightarrow \infty) T}{\pi}. \quad (10)$$

The perturbative RG equations for the couplings  $K_a, K_s, g_u, g_{\perp}, g_s$  can be derived by means of the operator product expansion. The result is (see also<sup>6,12-14</sup>):

$$\frac{dK_a}{d\ell} = 2g_{\perp}^2 - K_a^2 g_u^2, \quad (11)$$

$$\frac{dg_u}{d\ell} = \left(2 - \frac{K_a + K_s}{2}\right) g_u - g_u g_s K_s, \quad (12)$$

$$\frac{dK_s}{d\ell} = -g_u^2 K_s^2 - 2g_s^2 K_s^2, \quad (13)$$

$$\frac{dg_{\perp}}{d\ell} = \left(2 - \frac{1}{2K_a}\right) g_{\perp}, \quad (14)$$

$$\frac{dg_s}{d\ell} = (2 - 2K_s) g_s + \frac{1}{2} g_u^2 (K_s - K_a), \quad (15)$$

with  $\ell = \log(a/a_0)$ , where  $a_0, a$  are the original and RG rescaled lattice spacing, respectively. Eqs. (11)-(15) share many similarities with the multi-layer case discussed in Ref. [6]. If the layers are uncoupled ( $g_{\perp} = 0$ ) then  $K_s = K_a$  at all scales and the transition occurs when  $g_u$  flows to strong coupling. This happens at  $K_s = 2$ , which corresponds to  $T_{BKT}^{n=1}$  according to the definitions (1),(2) and (5). However, when the layers are coupled  $g_{\perp}$  grows under RG flow, even if it has initially a small value. If the bare couplings -which are  $T$  dependent- are such that  $g_{\perp}$  becomes of order one before than  $g_u$ , the Josephson coupling term will lock the relative phase  $\theta_a$  in neighboring layers, and  $g_u$  will flow to zero even if  $K_s < 2$ . However, as soon as  $K_s = 2$  the  $g_s$  coupling becomes relevant, signaling the simultaneous vortex formation in the two layers. This effects renders  $g_u$  relevant as well and the superfluid stiffness  $K_s$  jumps suddenly from the value  $K_s = 1$  at  $T_{BKT}^{n=2}$  to zero.

As it was discussed in Ref. [6], the range of temperature above  $T_{BKT}^{n=1}$  where the interlayer coupling allows the system to sustain a finite superfluid density is *not* universal, and depends crucially on the value of the vortex-core

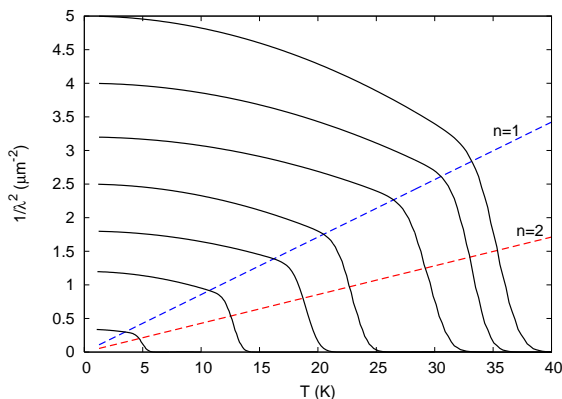


FIG. 1: Temperature dependence of the superfluid density obtained by numerical integration of Eqs. (11)-(15), choosing the parameters to fit the data of Ref. [1] as explained in the text. The intersection with the dashed lines signals the occurrence of the transition for uncoupled ( $n = 1$ ) or totally coupled ( $n = 2$ ) layers.

energy, which sets the initial value of the fugacity  $g_u$ , see Eq. (5). Thus, at small  $\mu$  the system will display a rapid downturn already at  $T_{BKT}^{n=1}$ , followed by an abrupt jump at  $T_{BKT}^{n=2}$ , while for large values of  $\mu$  we expect to see only the signature of the 2-layers BKT transition at  $T_{BKT}^{n=2}$ . This is indeed what we observe in the experimental data of Ref. [1]. While at higher dopings ( $25 \text{ K} < T_c < 40 \text{ K}$ ) the superfluid density shows a clear downturn already at  $T_{BKT}^{n=1}$ , as the doping is decreased further this signature disappears and only the BKT jump at  $T_{BKT}^{n=2}$  is visible. To have a quantitative estimate of  $\mu$  we calculated  $J_s$  by numerical integration of the Eqs. (11)-(15), stopped at a scale  $\ell^*$  where  $g_{\perp} = s \sim \mathcal{O}(1)$  (we used  $s = 3$ ), to account for the perturbative character of the RG equations. The bare temperature dependence of the superfluid density mimics the low- $T$  behavior of the data,  $J(T) = J(T=0) - \alpha T^2$ , with  $J(T=0)$  and  $\alpha$  extracted from the experimental data well below the transition. We also assume that  $J_{\perp}/J$  is independent on doping, and we choose  $J_{\perp}/J = 10^{-3}$  which is appropriate in the range of doping considered<sup>15</sup>. Thus, the only remaining free parameter is  $\mu$ , that can be chosen by fitting the temperature dependence of the data around the transition. The results are reported in terms of  $\lambda^{-2}(T)$  in Fig. 1, while the extracted doping dependence of  $\mu(T=0)$  is shown in Fig. 3.

Before discussing the doping dependence of  $\mu$ , let us focus on an additional feature of the experimental data that we accounted for in the fit of Fig. 1. According to the previous discussion, at  $T_{BKT}^{n=2}$  the superfluid density should display a BKT jump, while the data of Ref. [1] show clearly a broad tail around the estimated  $T_{BKT}^{n=2}$ . This effect cannot be attributed only to the finite frequency of the measurements. Instead, the simplest explanation is the existence of a  $T_c$  inhomogeneity in the sample, which accounts also for the temperature dependence of the real part of the conductivity. To clarify this point let

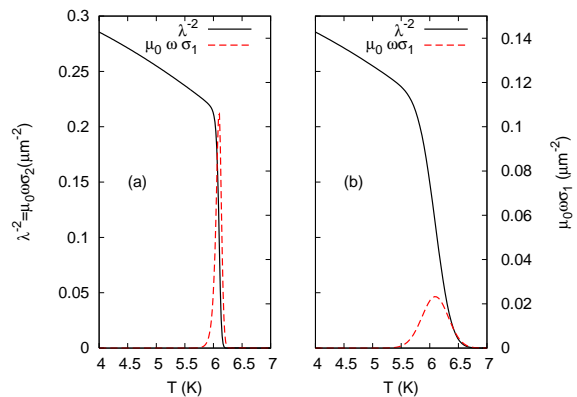


FIG. 2: (a)  $1/\lambda^2$  and  $\mu_0\omega\sigma_1$  evaluated at  $\omega = 50 \text{ KHz}$  for a single  $\bar{J}(T)$  curve (here  $\mu = 3\mu_{XY}$ ). The finite frequency leads to a sharp but continuous decrease of  $1/\lambda^2$  across  $T_{BKT}$ , along with a peak in  $\sigma_1$ . (b)  $1/\lambda^2$  and  $\mu_0\omega\sigma_1$  evaluated at finite frequency as the average over a Gaussian distribution of  $J$  values around  $\bar{J}$ . Observe the long tail of  $1/\lambda^2$  above the transition and the increased width of the  $\sigma_1$  peak.

us discuss for simplicity the pure 2D case for a two-layers thick film. In this case, after a transient regime the RG flow of the Eqs. (11)-(15) simplify to:

$$\frac{dK_s}{d\ell} = -2K_s^2 g_s^2, \quad \frac{dg_s}{d\ell} = (2 - 2K_s)g_s, \quad (16)$$

with a fixed point at  $K_s = 1$ , which corresponds to  $T_{BKT}^{n=2}$  in Eq. (2). The complex conductivity  $\sigma = \sigma_1 + i\sigma_2$  at a finite frequency  $\omega$  is given by:

$$\sigma(\omega) = -\frac{1}{\lambda^2 e^2 \mu_0} \frac{1}{i\omega \varepsilon(\omega)}, \quad (17)$$

where  $\varepsilon(\omega) = \varepsilon^1 + i\varepsilon^2$  is complex dielectric constant, due to bound and free vortex excitations. Following the dynamical theory of Ambegaokar et al.<sup>16</sup> and Halperin and Nelson<sup>17</sup> we estimate these two contributions using the RG flow (16) of the BKT coupling, and evaluating  $\varepsilon(\omega)$  at the finite scale  $\ell_\omega = \log(r_\omega/a)$ . Here  $r_\omega = \sqrt{14D/\omega}$  is the maximum length probed by the oscillating field, where  $D \sim \hbar/m = 10^{16} \text{ \AA}^2/\text{s}$  is the diffusion constant of vortices and  $\omega$  the frequency of the measurements. According to Eq. (17) and (1)  $\lambda^{-2} = \mu_0\omega\sigma_2$ . Due to the finite frequency, the jump of  $\lambda^{-2}$  expected in the  $\omega = 0$  case is replaced by a sharp but continuous drop in a range  $\Delta T_\omega$  above  $T_{BKT}^{n=2}$ . At the same time  $\sigma_1$  acquires a finite value, with a peak of approximately the same width  $\Delta T_\omega$ . In the experiments of Ref. [1] the conductivity is measured at a finite but very low frequency  $\omega = 50 \text{ KHz}$ , so  $r_\omega \sim 10^6 \text{ \AA}$ . Evaluating  $\lambda^{-2}$  and  $\sigma_1$  with this value we can clearly see in Fig. 2a that the rounding effect on  $\lambda^{-2}$  and the peak width in  $\sigma_1$  are much smaller than the experimental observation of Ref. [1]. A more reasonable explanation of the large transient region observed in the experiments is the sample inhomogeneity. This can be either extrinsic, as the low-temperature  $T^2$  depletion of

the superfluid density (typical of  $d$ -wave quasiparticle excitation in the presence of disorder) could suggest, or it can be intrinsic, as it has been proposed to understand tunneling measurements in other families of cuprates.<sup>18</sup> Such an effect can be modeled as a distribution  $P(J)$  of the possible  $J(T=0)$  values around the average value  $\bar{J}(T=0)$  measured at zero temperature, and fixing the coefficient  $\alpha$  of the bare  $T^2$  dependence from the average stiffness,  $\bar{J}(T) = \bar{J}(0) - \alpha T^2$ . Using for example a Gaussian distribution with variance  $\sigma_G = 0.05\bar{J}$  we obtain the result reported in Fig. 2b, which is in very good agreement with both the tail in  $\lambda^{-2}$  and the position and width of  $\sigma^1(\omega)$  seen in the experiments. Observe also that such a variance can be compatible, within an intermediate-coupling scheme for the superconductivity, with the few times larger distribution of gap values ( $\sigma_G \approx 0.15\bar{\Delta}$ ) reported in tunneling experiments.<sup>18</sup>

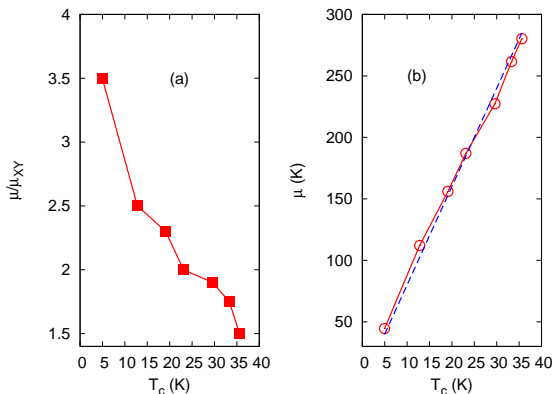


FIG. 3: Vortex-core energy as a function of  $T_c$  extracted from the fit in Fig. 1. (a) Ratio between  $\mu$  and the  $\mu_{XY}$  value (6), which is a multiple of the single-layer energy  $J$ . (b) Absolute value of  $\mu$  in K. The dashed line is the curve  $\mu = 8T_c$ .

The same finite-frequency analysis is made more involved in the bilayer case, because the RG equations (11)-(15) should be stopped at scales smaller than  $\ell_\omega$  due to the rapid flow of the  $g_\perp$  at strong coupling, where the perturbative RG approach fails. Thus, in Fig. 1 we

included only the effect of the  $T_c$  inhomogeneity, using the  $P(J)$  distribution discussed above (with  $\sigma_G = 0.06\bar{J}$  for the most underdoped samples). As one can see, this procedure accounts very well for the long tails of  $\lambda^{-2}$  above the transition measured in Ref. [1], and makes the estimate of the  $\mu$  more reliable.

Let us now comment of the doping dependence of  $\mu(T=0)$  reported in Fig. 3. As we said, the measured  $T_c$  crosses over from approximately  $T_{BKT}^{n=1}$  at high doping to  $T_{BKT}^{n=2}$  at low doping. This is reflected in the doping dependence of  $\mu/\mu_{XY}$ : indeed, as we observed for the multi-layer case,<sup>6</sup> as  $\mu$  increases with respect to the single-layer stiffness  $J$ , the transition moves away from  $T_{BKT}^{n=1}$ . It is worth noting that since  $T_c$  is controlled by the competition between the vortex fugacity and the interlayer coupling, in principle the crossover of  $T_c$  from  $T_{BKT}^{n=1}$  to  $T_{BKT}^{n=2}$  could be obtained also by keeping  $\mu$  fixed and by varying  $J_\perp$ . However, to reproduce the data we should assume in this case an unlikely increase of  $J_\perp$  by two order of magnitudes as the doping is decreased, up to  $J_\perp/J \sim 10^{-1}$ . Despite the non-universal behavior of  $\mu/\mu_{XY}$ , the absolute value of  $\mu$  reported in Fig. 3b scales linearly with  $T_c$ . This is the central result of our paper, which shows for the first time a precise relation between the vortex-core energy and  $T_c$  in severely underdoped cuprate superconductors.

In summary, we analyzed the occurrence of the BKT transition in a bilayer system. By means of RG approach we computed the temperature dependence of the superfluid stiffness of the bilayer, and we proved the crucial role played by the vortex-core energy  $\mu$  in controlling the transition. Taking into account also the sample inhomogeneity we provided an excellent fit of the experimental data of Ref. [1], which allowed us to extract for the first time a linear scaling of  $\mu$  with  $T_c$  in underdoped YBCO. A theoretical understanding of this result is still lacking and no doubt it would constitute a stringent test of microscopic proposals for the underdoped phase.

This work was supported in part by Miur PRIN 2005, Prot. 2005022492, and by the Swiss NSF under MaNEP and division II.

<sup>1</sup> I. Hetel, T. R. Lemberger, and M. Randeria, Nat. Phys. **3**, 700 (2007).  
<sup>2</sup> P. A. Lee, N. Nagaosa, and X.-G. Wen, rmp **78**, 17 (2006).  
<sup>3</sup> Y. Wang, L. Li, and N. P. Ong, Phys. Rev. B **73**, 024510 (2006).  
<sup>4</sup> L. Li *et al.*, Nat. Phys. **3**, 311 (2007).  
<sup>5</sup> P. Minnaghen, Rev. Mod. Phys. **59**, 1001 (1987).  
<sup>6</sup> L. Benfatto, C. Castellani, and T. Giamarchi, Phys. Rev. Lett. **98**, 117008 (2007).  
<sup>7</sup> L. Benfatto, C. Castellani, and T. Giamarchi, Phys. Rev. Lett. **99**, 207002 (2007).  
<sup>8</sup> A. Rüfenacht *et al.*, Phys. Rev. Lett. **96**, 227002 (2006).  
<sup>9</sup> D. Matthey *et al.*, **98**, 057002 (2007).  
<sup>10</sup> T. Giamarchi, *Quantum Physics in One Dimension* (Ox-

ford University Press, Oxford, 2004).  
<sup>11</sup> J. M. Kosterlitz and D. J. Thouless, J. Phys. C **6**, 1181 (1973).  
<sup>12</sup> P. Donohue and T. Giamarchi, Phys. Rev. B **63**, 180508(R) (2001).  
<sup>13</sup> L. Mathey, A. Polkonikov, and A. H. C. Neto (2006), cond-mat/0612174.  
<sup>14</sup> M. A. Cazalilla, A. Iucci, and T. Giamarchi, Phys. Rev. A **75**, 051603(R) (2007).  
<sup>15</sup> A. Hosseini *et al.*, Phys. Rev. Lett. **93**, 107003 (2004).  
<sup>16</sup> V. Ambegaokar *et al.*, Phys. Rev. B **21**, 1806 (1979).  
<sup>17</sup> B. I. Halperin and D. R. Nelson, J. Low. Temp. Phys. **36**, 599 (1979).  
<sup>18</sup> K. K. Gomes *et al.*, Nature **447**, 569 (2007).