

# GOUSSAROV-POLYAK-VIRO COMBINATORIAL FORMULAS FOR FINITE TYPE INVARIANTS

FIONNTAN ROUKEMA

ABSTRACT. Goussarov, Polyak, and Viro proved that finite type invariants of knots are “finitely multi-local”, meaning that on a knot diagram, sums of quantities, defined by local information, determine the value of the knot invariant ([2]). The result implies the existence of Gauss diagram combinatorial formulas for finite type invariants. This article presents a simplified account of the original approach. The simplifications provide an easy generalization to the cases of pure tangles and pure braids. The associated problem on group algebras is introduced and used to prove the existence of “multi-local word formulas” for finite type invariants of pure braids.

## 1. INTRODUCTION

### 1.1. Statement (Informal).

**Theorem 1.1.** *A type  $n$  invariant  $\nu$  can be computed on a knot, represented by a diagram  $D$ , by studying all subdiagrams of  $D$  having up to  $n$  crossings.*

The purpose of section one is to make the informal theorem, formal.

1.2. **Subdiagrams.** For this article, all objects are long, so knots are long knots, pure tangles are long pure tangles etc.

Our first task is to explain what we mean by “subdiagrams”. Given a knot diagram, we can restrict our attention to the crossing information. The connecting arcs between crossings induce a natural labelling on pairs of endpoints of the crossings. See Fig. 1.

This motivates the simple idea of thinking of a knot diagram as crossings with labels on pairs of endpoints explaining how the crossings connect. This synonymous way of thinking about knot diagrams points to a natural operation, namely, that of considering a subset of crossings with new labelling on pairs of endpoints given by connections which are now permitted to pass through deleted crossings. The result is called a *subdiagram* of the knot diagram. See Fig. 2.

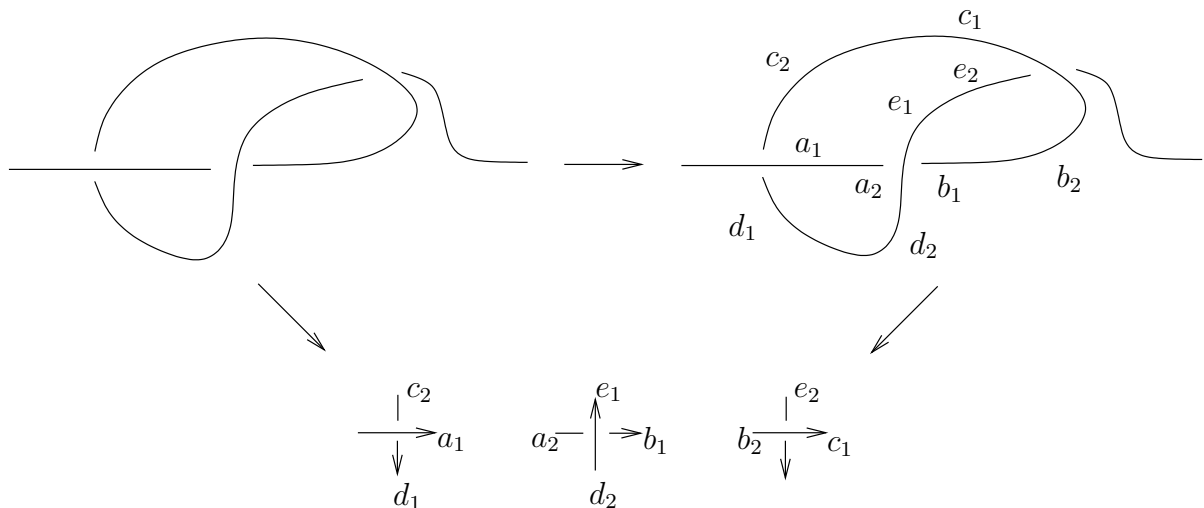


Figure 1: The result of passing from the long left hand trefoil to labelled crossing information.

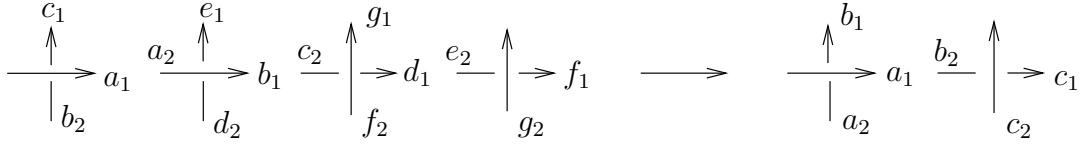


Figure 2: Passing to the subdiagram containing the second and fourth crossings.

An important point is that a subdiagram of a knot diagram may not give rise to a real knot diagram. For example, the third connection of Fig. 3 cannot be made without the connecting strand intersecting some other part of the diagram.

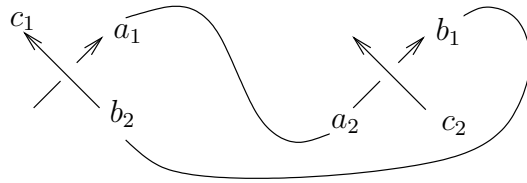


Figure 3: An example of a connection between the labelled crossings. It is easy to enumerate all possible attempts, all of which introduce an additional crossing.

This motivates the definition of a *virtual knot diagram* as crossings with paired endpoints which may be denoted by labelling, or by a connecting path.

We introduce notation for the relevant spaces and maps that will be used in the paper:

- (1)  $\mathcal{L}$ , the  $\mathbb{Z}$ -module of formal linear combinations of real long knot diagrams.
- (2)  $\mathcal{VL}$ , the  $\mathbb{Z}$ -module of formal linear combinations of virtual long knot diagrams.
- (3) The  $\mathbb{Z}$ -linear map  $s : \mathcal{VL} \rightarrow \mathcal{VL}$  which takes a diagram to the sum of all its subdiagrams, and extended to all of  $\mathcal{VL}$  by linearity.
- (4)  $\mathcal{K}$ , the  $\mathbb{Z}$ -module of formal linear combinations of long real knots.

**1.3. Statement (formal).** We are now in a position to formally state Goussarov's theorem, and explain its significance.

**Theorem 1.2.** *Let  $A$  be an Abelian group. By way of  $s$ , any  $A$ -valued type  $n$  invariant,  $\nu$ , of real knots, considered as a function on  $\mathcal{L}$ , factors through  $\mathcal{VL}$ , with the factorization vanishing on diagrams of  $\mathcal{VL}$  with greater than  $n$  crossings.*

In other words there exists a function  $\omega : \mathcal{VL} \rightarrow A$ , dependant on  $\nu$ , so that  $\omega$  vanishes on virtual knot diagrams with greater than  $n$  crossings, and so that the following diagram commutes:

$$\begin{array}{ccc} \mathcal{L} & \xrightarrow{\nu} & A \\ s \downarrow & \nearrow \omega & \\ \mathcal{VL} & & \end{array}$$

The informal statement is now formal, for the result can be interpreted as saying “to compute the value of a knot diagram  $D$  under a finite type invariant, it is enough to know  $\omega$ , and the subdiagrams of  $D$  with less than or equal to  $n$  crossings”. This is the sense in which finite type invariants are finitely multi-local.

Metaphorically, finite type invariants of degree  $n$  can be computed with  $n$  fingers; knowing the values of  $\omega$  on all virtual knot diagrams with less than or equal to  $n$  crossings, the  $n$  fingered mathematician lets his fingers rest on all combinations of crossings that he can, and adds the resulting values of the subdiagrams!

When  $A$  is  $\mathbb{Z}$  or  $\mathbb{Q}$  the factorization is the existence of Gauss diagram formulas; let  $\langle \cdot, \cdot \rangle$  denote the dirac inner product on  $\mathcal{VL}$ , then

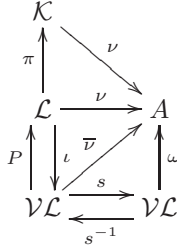
$$\nu(D) = \omega s(D) = \left\langle \sum \omega(B), s(D) \right\rangle$$

where the sum is over virtual diagrams with less than or equal to  $n$  crossings.

**1.4. Content of paper.** Section two provides a proof of the main result, along the lines of [2], though without invoking Gauss diagrams. The approach has the effect of allowing some simplifications to the original proof, and of making generalizations to the context of pure tangles natural. Section three is devoted to the exploration of this and other generalizations and related questions.

2. PROOF

**2.1. Scheme.** Our proof will consist of constructing and explaining the following diagram:



We will show all triangles in this diagram commutes, and that  $\omega$  vanishes on diagrams of order greater than  $n$ . This forces  $\bar{\nu}$  to be  $\nu P$  and  $\omega$  to be  $\bar{\nu} s^{-1}$ .

The map  $\omega$  is determined by specifying  $\bar{\nu}$ , and so the correct definition of  $P$  becomes the main issue in the proof. We know the map  $P$  must be a well defined means of assigning a real knot diagrams to every virtual knot diagram with real knot diagrams going to elements in their equivalence class in  $\mathcal{K}$ . Thus  $\pi P l = \pi$ . The punch line in the proof will be that on certain types of diagram, the specified  $P$  is constant on subdiagrams.

The structure of the proof is then:

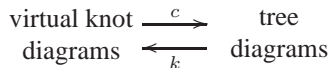
- (1) First, extend  $\nu$ , considered as a function on  $\mathcal{L}$ , to a function  $\bar{\nu}$  defined on  $\mathcal{V}\mathcal{L}$ . This is achieved by defining  $\bar{\nu}$  to be the composition of  $\nu$  with a map  $P : \mathcal{V}\mathcal{L} \rightarrow \mathcal{L}$ . The definition of  $P$  takes some work.
- (2) Next,  $\omega$  is defined to be  $\bar{\nu} s^{-1}$ .
- (3) Finally, it remains only to show that  $\omega$  vanishes on elements with greater than  $n$  crossings. On “descending” diagrams with greater than  $n$  crossings this will be trivial, and we show, via a map  $Q : \mathcal{V}\mathcal{L} \rightarrow \mathcal{V}\mathcal{L}$ , that this is enough.

**2.2. Descendingness.** We start with some definitions that lead to  $P$  and thus  $\bar{\nu}$ . To do this we will need a notion of “descendingness” that will allow us to “descend” virtual crossings in a well defined way. Our notion will require real crossings to be first encountered as over crossings, with all double points being “clumped” together. This is formalized most easily in the language of trees. In this setting,  $s$  and  $s^{-1}$  will still make sense.

For us a tree will be directed and carry additional information on the nodes, arcs and leafs. The information on nodes will be denoted by double, over or under crossings. Leafs are grouped in pairs, and arcs are directed away from the root toward the leafs. The arcs on the tree will be equipped with ordering given by traversing the tree always to the “right”: Starting at the root pass to the right at every node whenever possible. When no longer possible, turn around and traverse the tree against the direction until you can turn right. Eventually the entire tree will be traversed and the arcs are ordered according to when they are first encountered on the path. See Fig. 4.

Let  $k$  be the map from tree diagrams to virtual knot diagrams given by gluing the ends of the tree together according to the labelling on the leafs. See Fig. 5.

We call  $c$  a *method of finding a tree within a knot diagram* if the following diagram commutes.



There is a canonical  $c$ , and we make it explicit.

Starting with a knot diagram, crossings are glued according to the labels in ascending order provided homotopy remains trivial (if homotopy is introduced, the gluing is not performed). The map  $c$  is precisely the

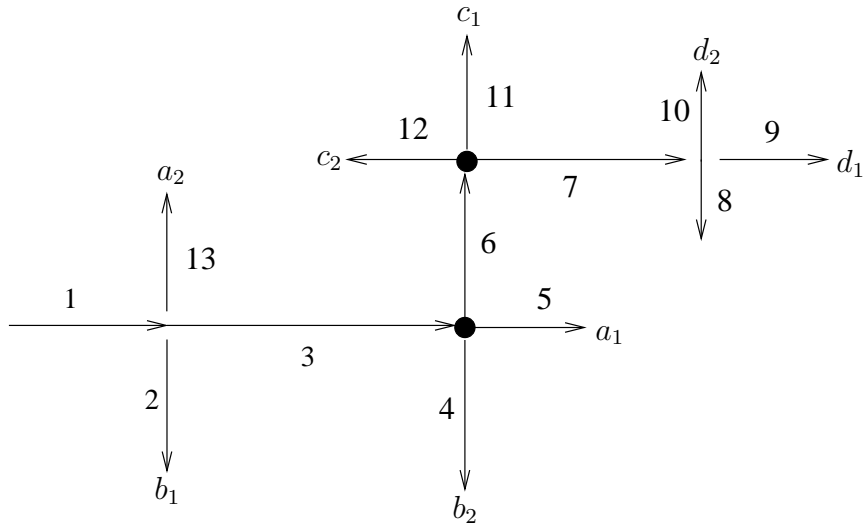


Figure 4: An example of a tree with information on nodes, arcs and leaves.

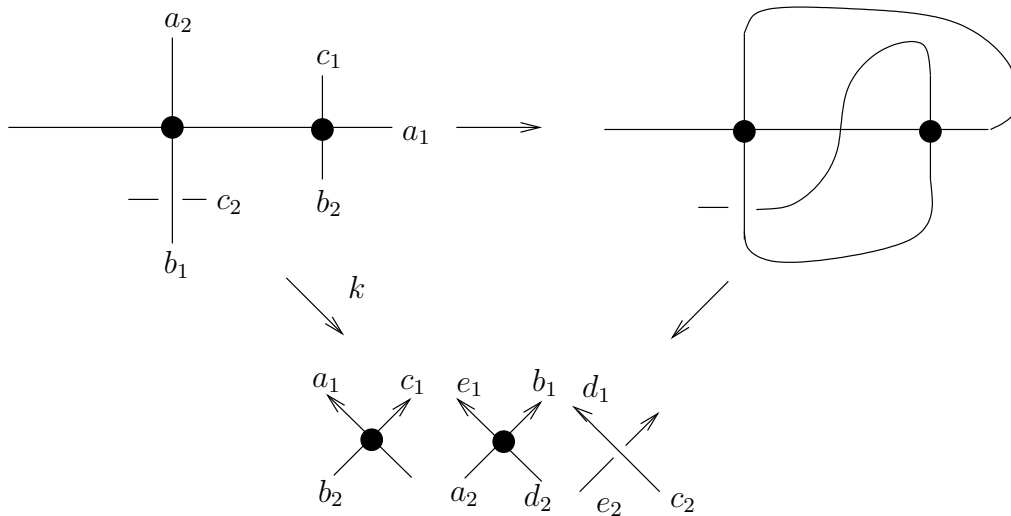


Figure 5: The map  $k$  taking a tree (labelling on arcs and the directions omitted) to a virtual knot diagram.

map which traverses the knot diagram snipping the diagram every time it is about to enter a crossing for the second time. This tree is implicitly used in [2]. See Fig. 6.

For our purposes, subtrees having a node of the original tree become a leaf keep the information the node carried.

**Definition 2.1.** A tree is said to be *descending* if all real crossings are first encountered as over crossings, and the minimal subtree containing all double points contains no real crossings.

The maps  $c$  and  $k$  are extended to formal linear sums of virtual knot diagrams, respectively tree diagrams, by linearity.

**Definition 2.2.** An element  $D$  of  $\mathcal{VL}$  is said to be *descending* if  $c$  of each element in the summand is descending.

2.3. **The projection  $P$ .** We can now define the projection  $P$ .

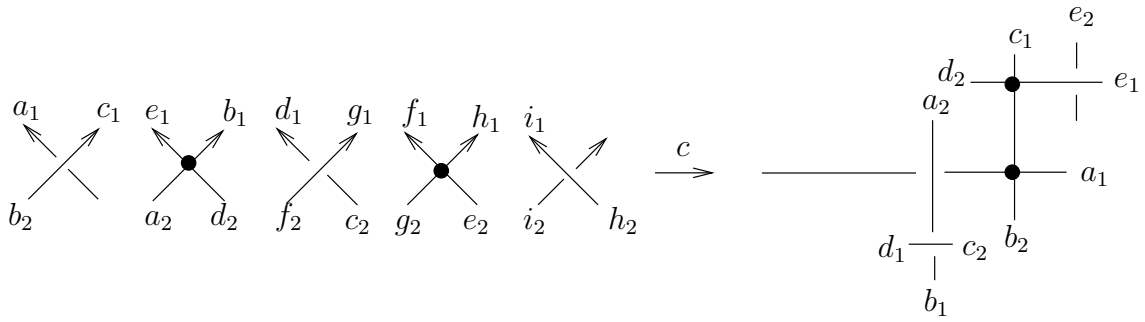


Figure 6: The map  $c$  taking a virtual knot diagram to a tree.

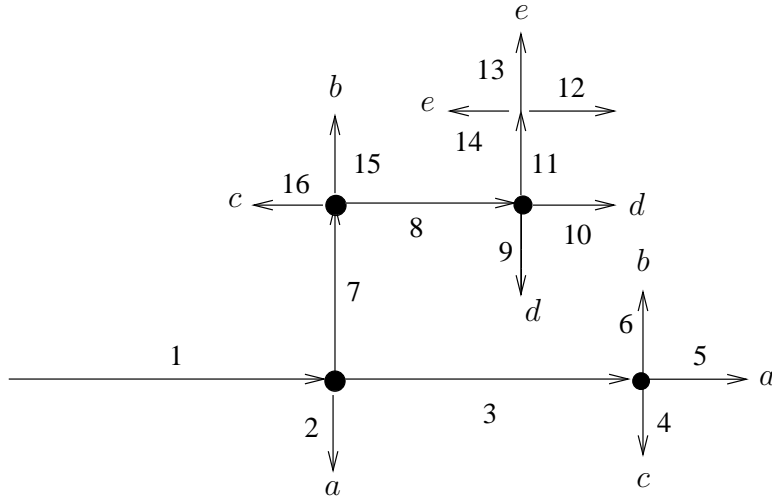


Figure 7: An example of a descending tree.

**Definition 2.3.** Given a diagram  $D$  from  $\mathcal{VL}$ , the map  $P$  is defined by the following procedure:

- (1) Make all real crossings of  $c(D)$  descend using the double point relation. More precisely, if a crossing is first encountered as an under crossing, we write it as the difference of a double point and an over crossing using the formal identity  $\bowtie = \bowtie - \overline{\bowtie}$ . This is performed at every non-descending crossing.
- (2) For each non-descending diagram, the arcs are directed which gives a notion of left and right on the arcs (our convention is that “right” is taken in the positive direction). We consider the minimal subtree containing double points, the arcs of which have induced ordering from the original diagram. Take the first arc containing real crossings and label them  $r_1, \dots, r_k$ , where  $r_i$  is to the left of  $r_j$  when  $i < j$ . Isotop the  $k^{th}$  crossing through the right most double point on the arc, then isotop  $(k - 1)^{st}$  through the double point etc. The result is a tree with an additional arc free of real crossings. See Fig. 8.
- (3) Repeat steps one and two until we obtain a sum of descending diagrams and diagrams with greater or equal to  $n$  crossings.
- (4) Start with the first paired labels and connect them with a path  $p_1$  off the tree (possible by contractibility of the tree), then the next labelled pair are connected with a path  $p_2$  off the tree, and the procedure is followed to yield  $t$  paths  $p_1, \dots, p_t$ . If any two paths  $p_i$  and  $p_j$  intersect, with  $i < j$ , we make the  $p_j$  descend below  $p_i$ . This gives an element of  $\mathcal{L}$ .
- (5)  $P$  is extended to all of  $\mathcal{VL}$  by linearity.

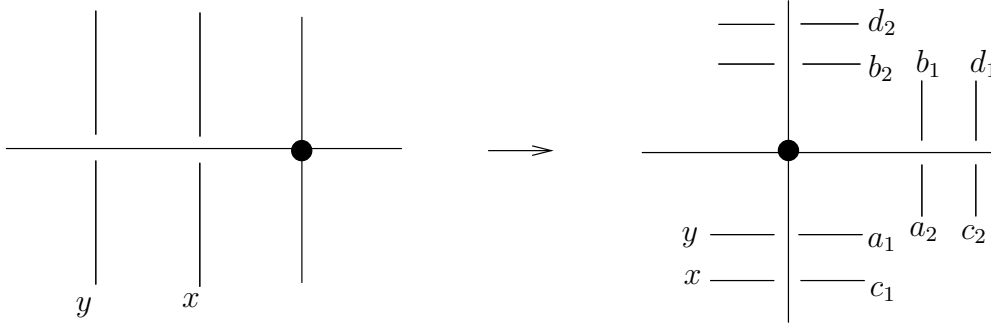


Figure 8:  $x$  and  $y$  are markers showing how the tree changes under step two.

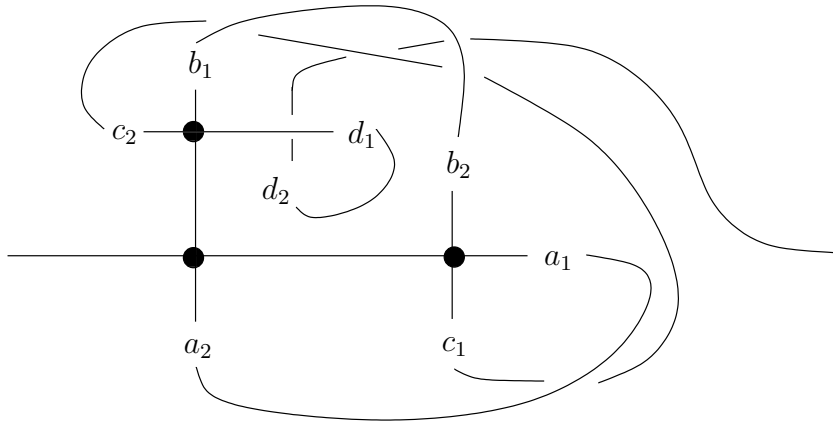


Figure 9: An example of step four as applied the tree from Fig. 7.

Our  $P$  serves the same role as the one used in [2], though theirs differs by fixing “bad” crossings “one at a time”. Within our framework it becomes very easy to see that  $P$  is well defined and that  $P$  reaches step three (see Lemma 2.2).

**2.4. Four Lemmas.** In the above sections  $s$  was assumed to be a  $\mathbb{Z}$ -module isomorphism, and we start by showing it is.

**Lemma 2.4.** *The map  $s^{-1}$  exists, and is given by*

$$s^{-1}(D) := \sum (-1)^{|D-D'|} D'$$

where the sum is over subdiagrams  $D'$  of  $D$ , and  $|D - D'|$  denotes the difference of the number of real crossings of  $D$  minus the number of real crossings of  $D'$ .

*Proof.* If the diagram has no crossings, then the result is trivial. Consider the coefficient of an arbitrary element in the summand of  $s^{-1}s(D)$ . Any such element  $D'$  arising in the sum, is a subdiagram of  $D$  and has coefficient  $(1 - 1)^{|D-D'|}$ . This coefficient is zero unless  $D'$  equals  $D$  in which case the coefficient is one.  $\square$

Alternatively, an equally easy symbolic proof:

$$s^{-1}s(\times) = s^{-1}(\times + \times) = \times - \times + \times = \times$$

When  $\times$  from the symbolic proof is correctly interpreted, Lemma 2.4 holds. For example, on a tree  $D$ , with a specified crossing  $C$ , the *subdiagram* without  $C$  is given by taking  $c$  of the subdiagram of  $k(D)$  not containing  $k(C)$ . Then  $\times$  is the sum of subdiagrams not containing the crossing. In particular  $s$  and  $s^{-1}$  are well defined on trees, braids, and pure tangles.

We now show that  $P$  is well defined, and that  $\bar{\nu}$  extends  $\nu$ .

**Lemma 2.5.**  $P$  is a well defined map from  $\mathcal{V}\mathcal{L}$  to  $\mathcal{L}$ , and  $\nu P|_{\mathcal{L}} = \nu$ .

*Proof.* First we check that  $P(\mathbb{X}) = P(\mathbb{X} - \mathbb{X})$ , but again this is immediate by step one in the definition of  $P$ , for step one applied to  $(\mathbb{X} - \mathbb{X})$  is given by  $(\mathbb{X} - (\mathbb{X} - \mathbb{X})) = (\mathbb{X})$  meaning  $P(\mathbb{X}) = P(\mathbb{X} - \mathbb{X})$ .

Each application of step one followed by step two yields a sum of diagrams with at least the same number of double points and real crossings, each of which have real crossings off a greater number of arcs of the new tree. Thus, under repeated application, we eventually find a sum of descending diagrams or diagrams with greater than  $n$  crossings.

Step four of the operation, involving capping the strands in a descending manner, is well defined as the subtree of double points determines the resulting diagram up to Reidemeister moves; any two paths between the same leafs is off the tree and can be freely isotoped to one another.

Lastly,  $P$  does nothing up to Reidemeister moves and so  $\nu P|_{\mathcal{L}} = \nu$  completing the proof.  $\square$

Next we show that on descending diagrams,  $\omega$  has the desired property.

**Lemma 2.6.** Any descending diagram containing at least one real crossing, or greater than  $n$  crossings is sent to zero by  $\omega$ .

*Proof.* The first step is to show that  $s$  and  $s^{-1}$  preserve double points, but this is clear for

$$s^{-1}(\mathbb{X}) = s^{-1}(\mathbb{X} - \mathbb{X}) = \mathbb{X} - \times - (\mathbb{X} - \times) = \mathbb{X}$$

and

$$s(\mathbb{X}) = s(\mathbb{X} - \mathbb{X}) = \mathbb{X} + \times - (\mathbb{X} + \times) = \mathbb{X}$$

Now suppose  $D$  has greater or equal to  $n$  crossings. If greater than  $n$  of the crossings are double points then we are done by finite typeness of  $\nu$ . Otherwise  $D$  must contain at least one real crossing. So

$$\omega(D) = \sum (-1)^{|D-D'|} \bar{\nu}(D')$$

But  $D$  descending means all subdiagrams have the same minimal double point tree and consequently that  $\bar{\nu}(D') = \bar{\nu}(D)$  for every subdiagram  $D'$ . Whence

$$\omega(D) = \left( \sum (-1)^{|D-D'|} \right) \bar{\nu}(D) = (1 - 1)^k$$

where  $k$  is the number of real crossings of  $D$  which we assumed to be greater than zero implying  $\omega(D) = 0$  as required.  $\square$

In the course of the proof we showed that  $s$  preserved double points and thus that  $s$  of a descending diagram is descending. This will be used again.

**Lemma 2.7.** Any diagram  $D$  with greater or equal to  $n$  crossings is sent to zero by  $\omega$ .

*Proof.* The case where  $D$  has no real crossings is trivial, so we assume that  $D$  contains at least one real crossing. Set

$$Q = s\iota P s^{-1}$$

As  $P s^{-1}(D)$  is descending we see  $Q(D)$  is descending. Now

$$\bar{\nu} s^{-1} Q := \nu P s^{-1} s\iota P s^{-1} = \nu P \iota P s^{-1} = \nu P s^{-1} = \bar{\nu} s^{-1}$$

We have already seen  $P$ ,  $s$ , and  $s^{-1}$  all maintain at least the same number of double points, and that  $Q(D)$  is descending, meaning that we're done if each element of  $Q(D)$  contains at least one real crossing (see Lemma 2.6).

We set  $p$  as a single application of steps one and two from the definition of  $P$ , and  $d$  as step four, then  $P$  is given by  $dp^m c$  for some integer  $m$ . Now

$$s\iota P s^{-1}(D) = s\iota d p^k s^{-1} = s\iota d p s^{-1} s p s^{-1} \dots s p c s^{-1}$$

Adopting the notation of Fig. 10, we considering a single conjugate of  $p$ . The only subdiagram coming from  $p(D_2)$  with no real crossings cancels with the only subdiagram from  $p(D_1)$  with no real crossings, for the diagrams are equivalent up to virtual Reidemeister three (alternatively, virtual crossings are off the tree), and have opposite signs. Thus a single conjugate of  $p$  keeps at least one real crossing.

If we replace  $p$  with  $pc$  in Fig. 10, we reason in the same way to see  $s p c s^{-1}$  keeps one real crossing.

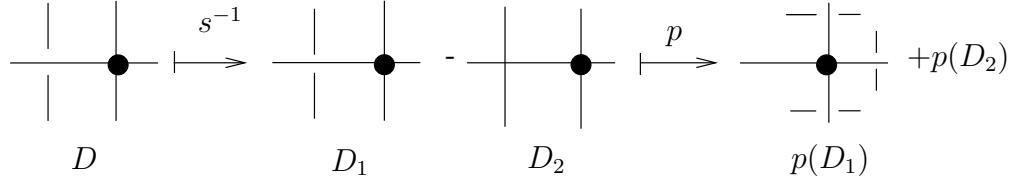
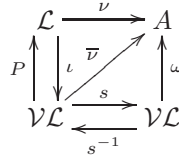


Figure 10:  $D_1$  represents the sum of subdiagrams which contain the real crossing depicted,  $D_2$  represents with the sum of subdiagrams which don't contain the real crossing.

Write  $stdps^{-1}(D) = dsp s^{-1}(D) + B$  where each element of  $B$  is descending with at least one real crossing coming from the descending caps. We see all elements of  $Q(D)$  to be descending and to have at least one real crossing. By Lemma 2.6 the sum must go to zero under  $\omega$  as claimed. □

In [2] the operator  $Q$  is close to  $dsp^m cs^{-1}$ , and the argument requires more work.

**2.5. Putting the pieces together.** We have proved Goussarov's theorem for we have shown  $\omega(D) = \omega Q(D)$  (Lemma 2.7) and that  $Q(D)$  is killed by  $\omega$  when  $D$  has greater than  $n$  crossings (Lemma 2.7), and



commutes (Lemmas 2.4, 2.5) which was what we wanted.

### 3. GENERALIZATIONS, AND THE QUESTION IN THE FRAMEWORK OF ALGEBRAS

**3.1. Pure tangles.** For pure tangles it will be possible to pass to a canonical tree with an induced ordering, and from a tree back to a pure tangle, namely, that we have a corresponding  $c$  and  $k$ . By way of the new  $c$  and  $k$  we inherit descendingness,  $\omega$ ,  $P$ , and  $Q$ . We may then read the earlier lemmas, theorems, definitions and proofs with the words “knots” read as “pure tangles”,  $\mathcal{L}$  replaced with  $\mathcal{PT}$  (the  $\mathbb{Z}$ -module generated by pure tangle diagrams), and  $\mathcal{V}\mathcal{L}$  replaced with  $\mathcal{V}\mathcal{PT}$  (the  $\mathbb{Z}$ -module generated by virtual pure tangle diagrams) to obtain a proof of Goussarov's theorem in the new context of pure tangles.

A *tree* will be as previously defined, but with additional information on the arcs indicating the strand number (for example, a strand color). As before, the definition of  $k$  is the gluing of the strands according to the labelling on pairs of leafs. Strand color indicates how to glue to the shield of the tangle. See Fig. 11.

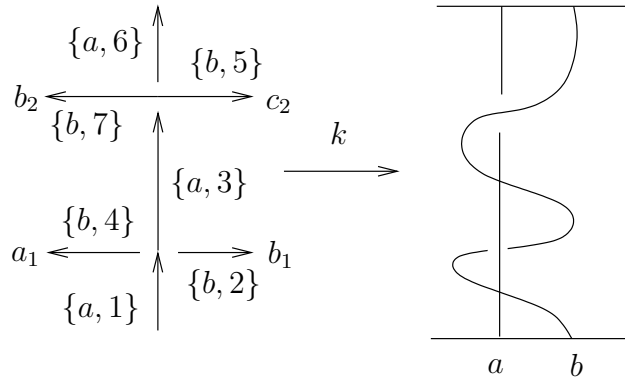


Figure 11: The effect of taking  $k$  of a tree.



We exhibit a  $c$  to complete the argument. For a diagram  $D$ , the map  $c$  follows the first strand marking crossings as encountered, and cutting just before entering a crossing for the second time. Next, the second strand is followed and cut just before meeting what has already been traversed. The procedure is followed for the remaining strands until we arrive at a tree. The tree is directed as before, the node information is inherited from crossing type, arcs and leafs are labelled as before but with the extra piece of information on arcs representing strand number. See Fig. 12 and Fig. 11.

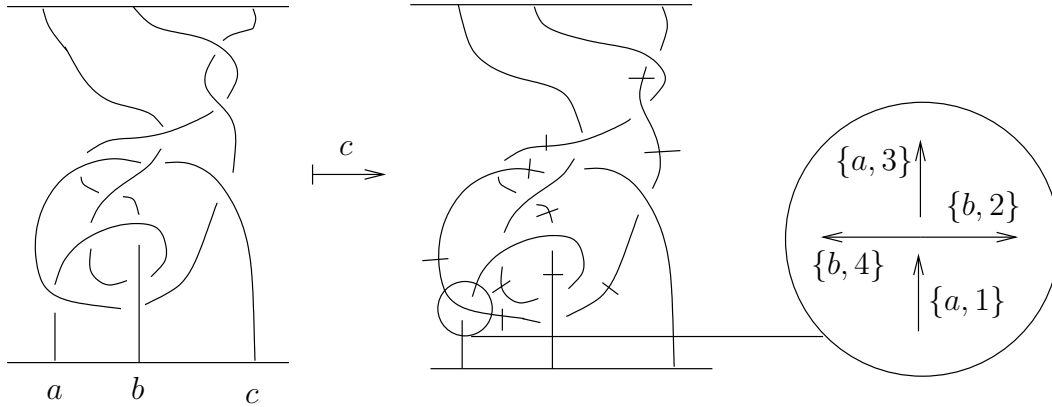


Figure 12: The enlarged crossing gives an example of the labelling on arcs. The straight line marks on the right diagram denote snips which should be interpreted as breaks within the diagram to give a tree.

So we have

$$\begin{array}{ccc}
 \mathcal{PT} & \xrightarrow{\nu} & A \\
 \downarrow s & \nearrow \omega & \\
 \mathcal{VPT} & & 
 \end{array}$$

With  $\omega$  vanishing on virtual pure tangles of degree less than or equal to  $n$ , which is precisely Goussarov’s finite multi-localness theorem for pure tangles.

**3.2. Braids.** In [1] it was shown that any finite type invariant of pure braids can be extended to a finite type invariant, of the same type, of pure tangles<sup>1</sup>. Thus we can factor a finite type invariant of braids through the formal algebra of virtual pure tangles with the factorization vanishing on virtual pure tangles with greater than  $n$  crossings.

$$\begin{array}{ccc}
 PB & \xrightarrow{\nu} & A \\
 \downarrow s & \nearrow \omega & \\
 \mathcal{VPT} & & 
 \end{array}$$

This is a Goussarov finite multi-localness type theorem for pure braids and points to the natural question of whether or not finite type invariants can be factored through some algebra, via  $s$ , with the factorization vanishing on elements of “order  $n$ ”? It is natural to ask this question of group algebras, for which we have a very simple answer.

**3.3. Finite type invariants on group algebras.** Let  $G$  denote a group, and  $RG$  a group algebra generated by elements of  $G$ . As in the case of knots, we will need to work with elements in the equivalence class of elements of  $RG$ . Let  $\widetilde{RG}$  denote the vector space of formal linear combinations of words. Note that  $\widetilde{RG}$  includes non-reduced words, and so though  $gg^{-1}$  and  $1$  are considered as the same element of  $RG$ , they are different elements of  $\widetilde{RG}$ . We have a natural notion of *finite typeness* from the theory of braids when  $G$  is a

<sup>1</sup>The paper uses the terminology “string link” for pure tangle.

free group; an arbitrary word can be thought of as a pure braid with  $k + 1$  strands,  $k$  of which are straight. Figure 13 shows how to think of the word  $abc$  in  $F_3$  as an element of  $PB_4$ .

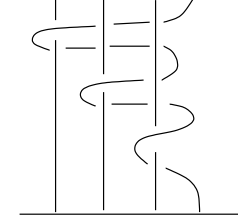


Figure 13: The word  $abc$  in  $F_3$  viewed as an element of  $PB_4$ .

From which, one sees the appropriate criteria for a function on  $F_k$  to be of *finite type*; we say an invariant is of type  $n$  if it vanishes on words containing greater than  $n$  products of the form  $(g - 1)$ , see Fig. 14.

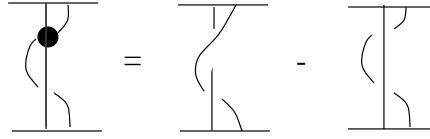


Figure 14: A double point in  $PB_2$ .

A function  $\nu$  vanishing on words with greater than  $n$  subfactors of the form  $(g - 1)$  is equivalent to  $\nu$  vanishing on words with greater than  $n$  subfactors of the form  $(g - h)$  because  $(gh^{-1} - 1)h = (g - h)$  and  $\nu$  is invariant. Note this definition corresponds to the old notion of finite typeness in the case of pure braids. A Goussarov finite multi-localness type theorem holds.

**Theorem 3.1.** *Type  $n$  invariants on  $\widetilde{RG}$  factor through  $\widetilde{RG}$  with the factorization vanishing on words of  $\widetilde{RG}$  of length greater than  $n$ .*

*Proof.* The maps  $s$  and  $s^{-1}$  are defined from  $\widetilde{RG}$  to  $\widetilde{RG}$  as in sections 1.3 and 2.3 but with “subdiagrams” replaced with “subword”. Then tautologically we have a commutative diagram:

$$\begin{array}{ccc} \widetilde{RG} & \xrightarrow{\nu} & A \\ s \downarrow & \nearrow \omega & \\ \widetilde{RG} & & \end{array}$$

Now

$$s^{-1}(g_{j_1}g_{j_2} \cdots g_{j_m}) = (g_{j_1} - 1)(g_{j_2} - 1) \cdots (g_{j_m} - 1)$$

and

$$\nu(g_{j_1}g_{j_2} \cdots g_{j_m}) = \nu s^{-1} s(g_{j_1}g_{j_2} \cdots g_{j_m})$$

meaning  $\nu s^{-1}$  is zero on words with greater than  $n$  letters. Thus  $\nu$ , viewed as a function on  $\widetilde{RG}$ , is determined by its values on subwords of length less than or equal to  $n$ .  $\square$

**3.4. Pure braids again.** On pure braids, the notions of finite typeness on diagrams and group algebras coincide for the definition on group algebras was made to emulate the notion on pure braids. Considering  $PB_n$  as a finitely presented group, get the following commutative diagram with  $\omega$  vanishing on words of length greater than  $n$ :

$$\begin{array}{ccc}
 \widetilde{PB}_n & \xrightarrow{\nu} & A \\
 \downarrow s & \nearrow \omega := \nu s^{-1} & \\
 \widetilde{PB}_n & & 
 \end{array}$$

This is a finite multi-localness result, giving combinatorial formulas in terms of subwords.

**3.5. Where next?** The theorem yields nice combinatorial formulas, and the proof is entirely constructive. This leads us to first wonder what steps would be involved in the implementation of a program that computes the Gauss diagram formula of a finite type invariant? In principle, this involves translating the steps of the proof into programming syntax. It is easy to see that the program must only be capable of computing the tree of a knot diagram (so we need a specific  $c$ ), and  $\omega$  of an arbitrary basis element of  $\mathcal{VL}$  containing less than or equal to  $n$  crossings.

Understanding  $\omega$  involves only knowing how  $\overline{\nu}$  and  $s^{-1}$  work. For the latter function, we need to be able to tell a program how to find all subdiagrams of a knot. For the former, we must tell the program how to take  $P$  of an element. In other words we must be able to tell a program how to add diagrams to make all real crossings descend, and how move a real crossings to the right.

The next questions are when do combinatorial formulas involving a sum of virtual knots give rise to an invariant of long knots, and is our extension  $\overline{\nu}$  is an invariant (of finite type) of virtual knots? As observed in [2], the first part of the first question has an easy answer, namely, we need the formula to satisfy  $s$  of the real Reidemeister moves. The second part of the question is conjectured to be true in [2], and by the same reasoning we must check only that the Gauss diagram formula that we get for  $\nu$  satisfies  $s$  of the real and virtual Reidemeister moves. Our approach shows trivially that Reidemeister moves containing only virtual crossings do not effect  $\overline{\nu}$  (the virtual crossings are considered to be off the tree, and the subtree of double points determines the value of  $\overline{\nu}$ ). The implementation of a computer program requires finding  $\overline{\nu}$ , which could be used on equivalent virtual knot diagrams with a view to disproving or supporting the conjecture.

Lastly, the simpleness of the result in the context of algebras and its application to pure braids is pleasing and begs the question as to whether this approach may be extended to other topological objects?

**3.6. Acknowledgements.** This paper grew out of a graduate reading course with Professor Dror Bar-Natan at the University of Toronto. Without his help and guidance, both mathematically and financially, this paper would not have been written. I would also like to thank Karene Chu, a Ph.D. student at the University of Toronto, who contributed to the project. I thank them both sincerely.

#### REFERENCES

- [1] Bar-Natan, D., *Vassiliev and Quantum Invariants of Braids*, Proceedings of Symposia in Applied Mathematics 51 (1996) 129-144, Amer. Math. Soc.
- [2] Goussarov, M., Polyak, M., Viro, O., Finite-type invariants of classical and virtual knots, *Topology* 39 (2000).
- [3] Kauffman, L. H., Virtual knot theory, *European J. Comb* (1999) Volume 20, 663-690.
- [4] Kuperberg, G., What is a virtual link?, *Algebraic and Geometric topology*, Volume 3 (2003) 587-591.
- [5] Polyak, M., Viro, O., Gauss diagram formulas for Vassiliev invariants, *Int. Math. Res. Notices* 11 (1994) 445-453.

DEPARTMENT OF MATHEMATICS, UNIVERSITY OF TORONTO, TORONTO, ONTARIO, M5S 2E4  
 E-mail address: fionntanroukema@gmail.com