

Transport properties of graphene nanoribbons with side-attached organic molecules

L. Rosales¹, M. Pacheco¹[*], Z. Barticevic¹, A. Latgé², and P. A. Orellana³

¹Departamento de Física, Universidad Santa María, Casilla 110 V, Valparaíso, Chile

²Instituto de Física, Universidade Federal Fluminense, 24210-340, Niterói-RJ, Brazil

³Departamento de Física, Universidad Católica del Norte, Casilla 1280, Antofagasta, Chile

Abstract.

In this work we address the effects on the conductance of graphene nanoribbons (GNRs) of organic molecules adsorbed at the ribbon edge. We studied the case of armchair and zigzag GNRs with quasi one-dimensional side-attached molecules, such as linear poly-aromatic hydrocarbon and poly(para-phenylene). These nanostructures are described using a single-band tight-binding Hamiltonian and their electronic conductance and density of states are calculated within the Green's function formalism based on real-space renormalization techniques. We found that the conductance exhibits an even-odd parity effect as a function of the length of the attached molecules. Furthermore, the corresponding energy spectrum of the molecules can be obtained as a series of Fano antiresonances in the conductance of the system. The latter result suggests that GNRs can be used as a spectrograph-sensor device.

Keywords: Graphene nanoribbons, Transport properties.

1. Introduction

The high electronic mobility found in graphene nanoribbons (GNRs) and the facilities for their growth suggest they may be used for future electronics and in many others nanotechnological applications. GNRs are single atomic layers which can be understood as an infinite unrolled carbon nanotube[1, 2, 3]. The special electronic behavior of GNRs, defined by their quasi one-dimensional electronic confinement and the shape of the ribbon ends, indicates remarkable applications in graphene-based devices[4]. GNRs share many of the electronic, mechanical, and thermal properties of carbon nanotubes[5], however, due to the flat structure they seem to be easier to manipulate than carbon nanotubes[6].

Similar to the case of nanotubes, ballistic transport and quantized electronic conductance are expected to be found in graphene structures. In particular, different quantization rules have been predicted for clean ZGNRs and AGNRs[7]. Edge states present in zigzag ribbons provide a single channel for electron conduction which is not the case for armchair configuration[8].

Distinct and amusing designs of GNRs are proposed to highlights their peculiar transport properties. One example is the manifestation of the so-called Klein paradox[4], which predicts that the electron can pass through a high potential barrier without an exponential decay. Also interesting is the discussion about the possible manifestation of half-metallicity in nanometer-scale GNRs reported on recent first-principles calculations[9]. From the point of view of applications, it has been shown that graphene exhibits chemical sensors properties. Actually, it was recently reported a graphene-based gas sensor, which allows the detection of individual gas molecules adsorbed on graphene[10, 11].

In this work, we will focus on the effects of side-attached one-dimensional chains of hexagons pinned at the edges of the GNRs. These one dimensional chains could be useful to simulate, qualitatively, the effects on the electronic transport of GNRs when benzene-based organic molecules are attached into the edges of the ribbons. A simple scheme is proposed to reveal the main electronic properties and the changes on the conductance of such decorated planar structures. For simplicity, we consider armchair (AGNRs) and zigzag (ZGNRs) nanoribbons and linear poly-aromatic hydrocarbon (LPHC) and poly(para-phenylene) as the organic molecules.

2. Model

Schematic diagrams of the two types of GNRs treated here are shown in Fig.1. The attached molecules are simulated by simple one-dimensional carbon hexagonal structures connected to the GNRs. Following a tight-binding approach we adopt a single π -band Hamiltonian, taking into account only nearest-neighbors hopping interaction,

$$H_T = \sum_i \varepsilon_i c_i^\dagger c_i + \gamma \sum_{\langle ij \rangle} (c_i^\dagger c_j + h.c) , \quad (1)$$

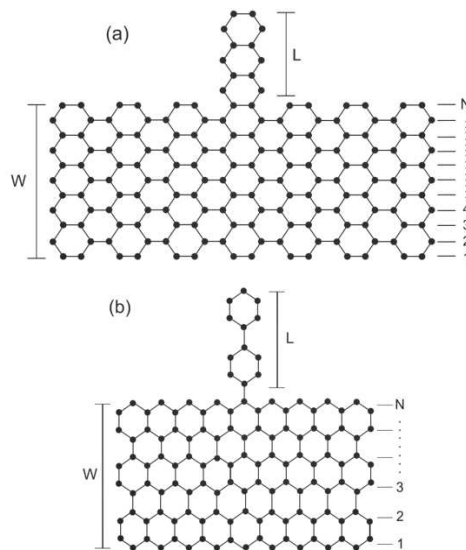


Figure 1. Schematic view of an (a) AGNR and a (b) ZGNR of width W with a molecule of length L attached at the edges of the ribbons.

where ε_i is the on-site energy (taken as the zero of energies) and $\gamma = 2.75eV$ is the hopping parameter. Although being a simple model, it was chosen to highlight the general trends of the transport features in GNRS due to edge perturbations. To describe an actual benzene-based molecular structures, one should simulate single and double bonds, which may be done by changing hopping parameters[12] in an alternate sequence.

The local density of states (LDOS) and the conductance of the systems are obtained within the Green's function formalism based on real-space renormalization techniques[13]. The conductance is calculated via the Landauer formula and following a standard surface Green's functions matching scheme[14]. In this scheme LDOS at site i can be written as

$$\rho_i(\omega) = -\frac{1}{\pi} \text{Im} [G_{ii}(\omega)] . \quad (2)$$

Within the linear response approach the conductance can be written in term of the system Green's function[15], as

$$G = \frac{2e^2}{h} T(E_F) = \frac{2e^2}{h} \text{Tr} [\Gamma_L G_C^R \Gamma_R G_C^A] , \quad (3)$$

where $G_c^{R,(A)}$ is the retarded (advanced) conductor Green's function, $T(E_F)$ is the transmission function of an electron crossing through the central conductor, $\Gamma_{L,R} = i [\Sigma^{L,R} - (\Sigma^{L,R})^\dagger]$ is the coupling between the leads and the conductor and $\Sigma^{L,R}$ are the self-energies of each lead.

3. Results and discussion

Results for the conductance as a function of the Fermi energy for an (a) 11-AGNR and a (b) 6-ZGNR are shown in Fig.2. The curves from down to up are for different lengths L of the attached molecules. The typical conductance steps for pristine GNRs are now marked by the presence of well defined suppressions and/or dips at particular energy values, which evolve depending on the length L of the linear molecules. These dips are known as Fano antiresonances (FARs), and emerge in a system when discrete states coexist with continuum energy states[16, 17].

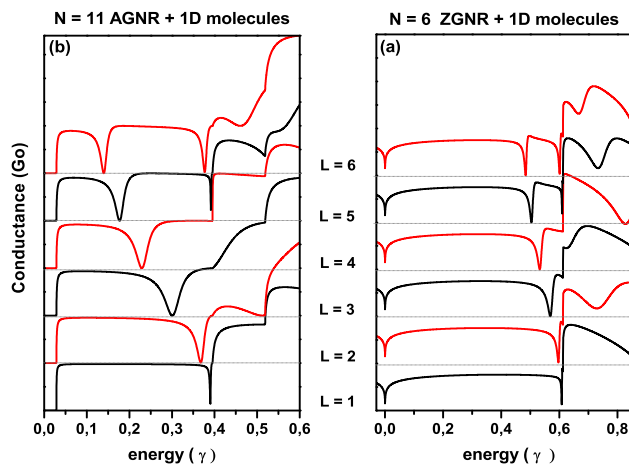


Figure 2. Conductance as a function of the Fermi energy for an (a) 11-AGNR and a (b) 6-ZGNR with one-dimensional molecules attached to the ribbon, as shown in Fig.1. The curves from bottom to top correspond to increasing molecular lengths L . For a better visualization, all curves are displaced by a quantum of conductance G_0 .

In order to highlight the main effects that the presence of the organic molecules impress over the ribbons, we calculate the LDOS and the conductance of the smallest systems which actually may be viewed as a graphene stripe. We have chosen a $N = 2$ ZGNR and a $N = 5$ AGNR (this last one is not the narrowest ribbon but it is one with the smallest gap). Results for both considered cases are shown in Fig.3, where we have changed the length of the organic molecules from $L = 1$ to $L = 6$ (upper panel 5-AGNR and down panel 2-ZGNR). We note that, even for the smallest molecule considered, the typical Fermi level divergence (localized state) in the LDOS of the pristine ZGNR (shown in dashed lines in Fig. 3(c)), completely disappears as a result of the perturbation. We also observe that for all molecule lengths considered, the conductance of the system exhibits complete suppressions for particular values of the Fermi energy. These energies, as we will show below, coincide with the spectrum of the corresponding attached molecule.

We note that the FARs of the conductance are smooth and wide except when the

Fermi energy coincides with one of the Van Hove singularity in the LDOS in which case the FAR are very sharp. For those energies an even-odd parity effect can be observed in the conductance as a function of the molecule length. This effect arises from the intrinsic properties of the one-dimensionality of the systems, and it is in straight analogy with odd-even parity effects manifested in atomic wires[27, 25, 21, 26]. In our particular narrow ribbons this effect occurs at energies around $0,8\gamma$ for the AGNR and $1,0\gamma$ for ZGNR. For wider ribbons the effect should be noticeable for lower energies.

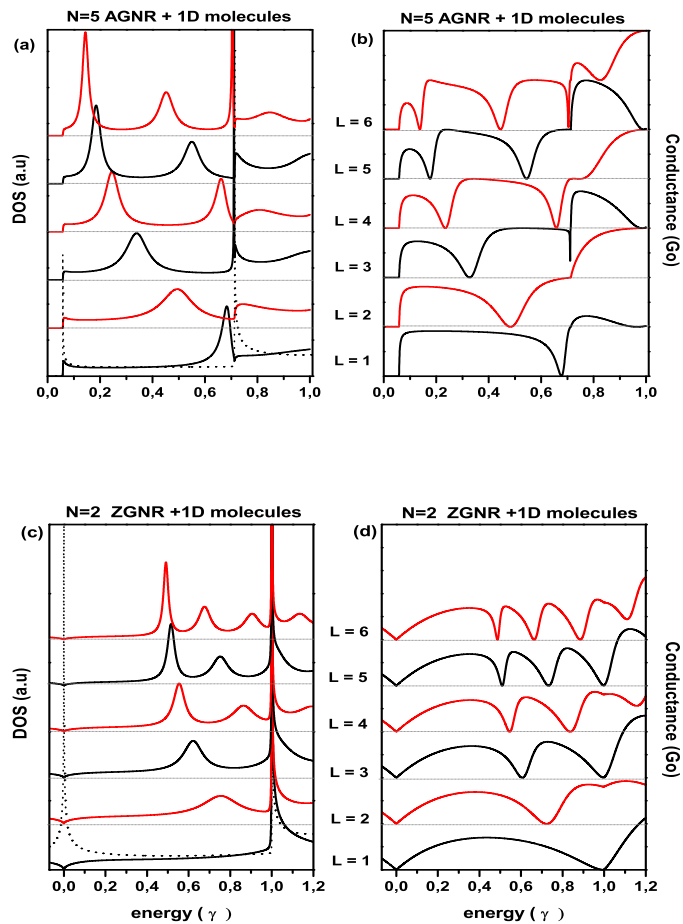


Figure 3. LDOS and Conductance for an 5-AGNR (upper panels) and a 2-ZGNR (down panels), with L increasing from 1 to 6 as marked in the figures. All curves are displaced for a better visualization.

To analyze the origin of the FARs in the ribbons conductance spectra when quasi one-dimensional molecules are attached to their edges, we compare the behavior of the energy spectra of the isolated molecules with the FAR energy positions. Results of both systems are displayed in Fig.4 (upper and down panel), taking into account ribbons with side-attached organic molecules of different lengths ($L = 1$ up to $L = 11$). Except for the antiresonance at the Fermi level due to the interface state of the ZGNRs, or

the small gap in the case of the AGNR, the conductance dips reveal exactly the normal modes of the specific attached molecules. This effect arises from the hybridization of the quasi-bound levels of the organic molecules and the coupling to the ribbons. A similar effect was found by Orellana *et al.*[21] in quantum wires with side attached nanowires.

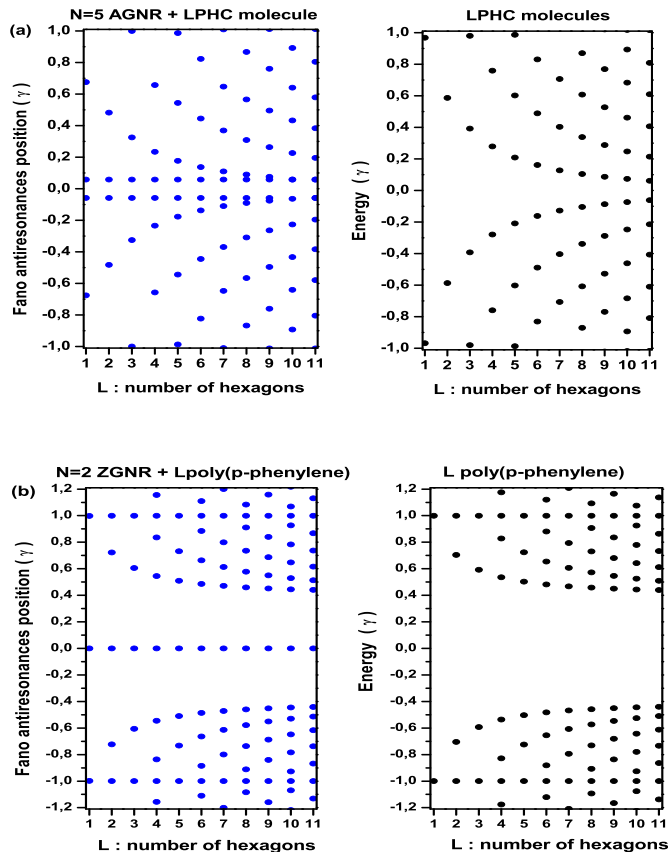


Figure 4. Comparative plots between the position in energy of Fano antiresonances in the conductance, and the corresponding energy spectra of the isolated molecules, as a function of the molecule length given in hexagons units.(a) 5-AGNR + LPHC molecules, (b) 2-ZGNR + poly(para-phenylene).

To investigate the robustness of the effect, we have calculated the position of the conductance dips for ribbons with different widths and we have compared it with the corresponding energy states of an attached molecule of a given length. We show in Fig.5 results of the conductance dips as a function of an aspect ratio, defined as (W/L) , for an N-AGNR with a side attached octacene $L = 8$ molecule in (a) and an N-ZGNR with an octa(para-phenylene) molecule in (b). The position of the first energy states of the corresponding molecule is included with a dashed line. It is clear that for the cases of ribbons with zigzag edges the first energy levels of the attached molecule perfectly coincide with the FAR position in the conductance, for quite large aspect ratios. The same behavior has also been observed for other molecule lengths. In the case of ribbons

with armchair edges we observe that the position of the FARs exhibits fluctuations around the value of the molecule energy level, as a function of the aspect ratio. This

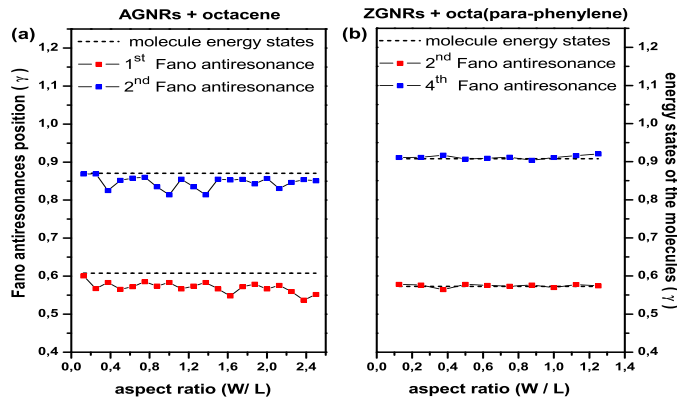


Figure 5. Position in energy of the conductance Fano-antiresonances, as a function of the aspect ratio (W/L), for an (a) AGNR+octacene and (b) ZGNR+octa(para-phenylene), respectively. The lowest energy states of the isolated molecule are shown with a dashed line.

last feature is a consequence of the different electronic behaviour of both type of ribbons, and most important, due to differences in which the molecules are pinned to the ribbon edges. We see in Fig.1 that for a ZGNR the attached molecule owns just a single contact point with the ribbon edge. In the case of a molecule attached to an AGNRs, the structure is more complex, with two contact points, allowing more than a single way for hybridization of the electronic states. On the other hand, ZGNR are always metallic and the discrete energy states of the molecule may always interfere with the quasi-continuum spectrum of the ZGNR. Contrarily, AGNRs are always semiconductors, with an energy gap defined by the ribbon width W [28], therefore holding fewer available states for interference effects.

4. Summary

In summary, we studied the effects on the conductance of GNRs with side-attached chains of hexagonal molecules. These topological structures seem to be useful to describe, qualitatively, the effects on the transport properties of GNRs when benzene-based organic molecules of different length are attached to the ribbon edges. The conductance of the GNRs reflects the energy spectrum of the quasi one-dimensional system, suggesting that GNRs can be used as an spectrograph-sensor device. Additionally, an even-odd parity effect as a function of the length of the attached molecules, can be observed in the conductance of these systems. Based on these first results, one may propose an extended and more detailed study of these nanostructures, using more sophisticated theoretical pictures. An interesting task would

be to investigate the transport of a large number of molecules randomly distributed along the ribbon edges, and also the inclusion of the charge distribution effects due to those perturbations. A systematic analysis following this line may be useful to determine the type and concentration of foreign entities which could be detected with these kind of structures.

We acknowledge the financial support of CONICYT/Programa Bicentenario de Ciencia y Tecnología (CENAVA, grant ACT27), brazilian agencies CNPq, FAPERJ, Rede Nacional de Nanotubos, grant of Instituto do Milênio. A.L. and L.R. thank the hospitality of UTFSM-Valparaíso and UFF-Brazil, respectively, where part of this work was done.

[*] Electronic address: monica.pacheco@usm.cl

- [1] K. Nakada *et al.*, Phys. Rev B **54**, 17954 (1996).
- [2] M. Pimenta *et al.*, Phys. Rev. Lett **93**, 247401 (2004).
- [3] K.S. Novoselov *et al.*, Phys. Rev. Lett **97**, 187401 (2004); K.S: Novoselov *et al.*, Science **306**, 666 (2004).
- [4] A. Rycerz *et al.*, Nature Physics **3**, 172-175 (2007), Q. W. Shi *et al.*, cond-mat/0611604 v1, (2006).
- [5] A.H Castro Neto *et al.*, Rev. Mod. Phys., cond-mat/0709.1163,(2007)
- [6] P. Jarillo-Herrero *et al.*, cond-mat/0705.3044,(2007); Nature **446**, 7131, March 1 (2007).
- [7] N. Peres, A. Castro and F.Guinea Phys. Rev **73**, 195411 (2006).
- [8] K. Wakabayashi, Phys. Rev. B **64**, 125428 (2001).
- [9] Young-Woo Son, Marvin L. Cohen and Steven G. Louie, Nature **444** 447 (2006).
- [10] K.S: Novoselov *et al.*, Nature Mater. **6**, 652 (2007). K.S: Novoselov *et al.*, cond-matt/0703390, (2007).
- [11] C. Berger *et al.*, Science **312**, 1191 (2006).
- [12] Y.-R. Chen, L. Zhang, and M. D. Hybertsen, Phys. Rev. B **76**, 115408 (2007).
- [13] C. G. Rocha, A. Latgé, and L. Chico, Phys. Rev. B **72**, 085419 (2005). L. Rosales, C. G. Rocha, A. Latgé, Z. Barticevic and M. Pacheco, Phys. Rev. B **75**, 165401 (2007).
- [14] M. Nardelli, Phys. Rev B **60** (1999) 7828.
- [15] F. Garcia-Moliner and V.R. Velasco, Theory of Single and Multiple Interfaces, World Scientific, Singapore (1992); S. Datta, Transport Properties of Mesoscopic Systems, Cambridge University Press, UK (1995).
- [16] U. Fano, Phys. Rev. **124**, 1866 (1961).
- [17] U. Fano and A. R. P. Rau, Atomic Collisions and Spectra (Academic Press, Orland , 1986).
- [18] D. Grimm, R. B. Muniz, and A. Latgé, Phys. Rev. B **68**, 193407 (2003).
- [19] P. Puech, E. Flahaut, A. Sapelkin, H. Hubel, D. J. Dunstan, G. Landa, and W. S. Bacsa, Phys. Rev. B **73**, 233408 (2006).
- [20] T. Shimada, T. Sugai, Y. Ohno, S. Kishimoto, T. Mizutani, H. Yoshida, T. Okazaki, and H. Shinohara, Appl. Phys. Lett. **84**, 2412 (2004). bibitemOhta T. Ohta *et al.*, Science **313**, 951 (2006); S. Stancovich *et al.*, Nature **442**, 282 (2006)
- [21] P. Orellana *et al.*, Phys. Rev B **67**, 085321 (2003)
- [22] Y. Saito, T. Yoshikawa, M. Inagaki, M. Tomita, T. Hayashi, Chem. Phys. Lett. **204**, 277 (1993)
- [23] R. Saito, R. Matsuo, T. Kimura, G. Dressehaus, and M. S. Dresselhaus, Chem. Phys. Lett. **348**, 187 (2001).
- [24] H. K. Ahn, Y. H. Kim, J. Wiersig, and K. J. Chang, Phys. Rev. Lett. **90**, 26601 (2003).
- [25] Z. Y. Zeng and F. Claro, Phys. Rev. B **65**, 193405 (2002).
- [26] Tae-Suk Kim and S. Hershfield, Phys. Rev. B **65**, 214526 (2002).
- [27] R. H. M. Smit, C. Untiedt, G. Rubio-Bollinger, R. C. Segers, and J. M. van Ruitenbeek, Phys. Rev. Lett. **91**, 076805 (2003).
- [28] Y. W. Son *et al.*, Phys. Rev. Lett **97**, 216803 (2006).