

Warm dust in the terrestrial planet zone of a sun-like Pleiad: collisions between planetary embryos?

Joseph H. Rhee¹, Inseok Song², B. Zuckerman^{1,3}

ABSTRACT

Only a few solar-type main sequence stars are known to be orbited by warm dust particles; the most extreme is the G0 field star BD+20 307 that emits $\sim 4\%$ of its energy at mid-infrared wavelengths. We report the identification of a similarly dusty star HD 23514, an F6-type member of the Pleiades cluster. A strong mid-IR silicate emission feature indicates the presence of small warm dust particles, but with the primary flux density peak at the non-standard wavelength of $\sim 9\mu\text{m}$. The existence of so much dust within an AU or so of these stars is not easily accounted for given the very brief lifetime in orbit of small particles. The apparent absence of very hot ($\gtrsim 1000\text{ K}$) dust at both stars suggests the possible presence of a planet closer to the stars than the dust. The observed frequency of the BD+20 307/HD 23514 phenomenon indicates that the mass equivalent of Earth's Moon must be converted, via collisions of massive bodies, to tiny dust particles that find their way to the terrestrial planet zone during the first few hundred million years of the life of many (most?) sun-like stars. Identification of these two dusty systems among youthful nearby solar-type stars suggests that terrestrial planet formation is common.

Subject headings: circumstellar matter — infrared: stars — planetary systems: formation — stars: individual (HD 23514) — open clusters and associations: individual (Pleiades)

¹Department of Physics and Astronomy, Box 951547, University of California, Los Angeles, CA 90095-1562; rhee@astro.ucla.edu, ben@astro.ucla.edu)

²Spitzer Science Center, IPAC/Caltech, Pasadena, CA 91125; song@ipac.caltech.edu

³NASA Astrobiology Institute

1. Introduction

The Spitzer Space Telescope is now providing a wealth of new information about dusty stars in the Milky Way. However, because Spitzer is a pointed telescope, during its cryogenic lifetime it will examine only a modest portion of the sky, about 1%. For the very rare, very infrared-bright, nearby field star, the less sensitive Infrared Astronomical Satellite (*IRAS*) was actually the better search engine because it was an all-sky survey. Consequently, we have an ongoing program to correlate the *IRAS* catalog with the Hipparcos (Song et al. 2002; Rhee et al. 2007b) and Tycho catalogs (Melis et al. 2008). To date we have identified at least three nearby stars of age $\gtrsim 100$ Myr that emit at least a few percent of their energy at infrared wavelengths. These are: field star BD+20 307 (Song et al. 2005; A. Weinberger et al 2007, in preparation); a member of a field Tycho binary star (Melis et al. 2008); and the Pleiad HD 23514 (= HI 1132) that is the principal focus of the present paper. In addition to these three stars, BP Psc, discovered by *IRAS* to be very bright at far-IR wavelengths, might also be not young and fairly nearby (Zuckerman et al. 2007). In contrast, to the best of our knowledge, *Spitzer* has not yet discovered any nearby star not in a region of recent star formation nearly as infrared luminous as these four. By infrared luminosity we mean the fraction of a star’s bolometric luminosity as seen from Earth that is absorbed and re-radiated by dust particles. For the above-mentioned four stars this fraction is in the range between 2 and 75%.

When the remarkable properties of BD+20 307 were first appreciated, a statistical analysis of the frequency of occurrence of such very dusty stars, based on only one example, might be regarded as premature (and no such analysis was attempted by Song et al. 2005). However, with the recognition (below) that properties of HD 23514 are quite similar to those of BD+20 307, the phenomenon has been transformed from a miracle into a statistic. Consequently, following description of our observations, in Section 3 we discuss the occurrence frequency of the very dusty phenomenon and what it might imply for the evolution of planetary systems in orbit around adolescent-age main sequence stars.

2. Observations and Results

The large mid-infrared excess of HD 23514 (Fig. 1) was discovered by *IRAS* only in its $12\mu\text{m}$ band. Due to its large beam size, *IRAS* measurements often included many contaminating background sources and some *IRAS* identified IR excess stars were subsequently found to be false positives (Song et al. 2002; Rhee et al. 2007b). In addition, all previously known dusty main sequence stars with excess emission detected at *IRAS* $12\mu\text{m}$, also had excess emission in at least one of the longer *IRAS* 25, 60, or $100\mu\text{m}$ bands. This is because

the IR detection of cold Kuiper Belt analogs has been much more frequent than detection of warm asteroid belt analogs. Thus, significant ambiguity among *IRAS* excess candidates and lack of known main sequence stars with strong mid-IR excess emission perhaps helped to prolong the overlooking of the *IRAS* $12\,\mu\text{m}$ detection of HD 23514.

Spangler et al. (2001) reported a marginal detection of dust excess emission from HD 23514 at 60 and $90\,\mu\text{m}$ with a pointed observation of the Infrared Space Observatory (ISO). They did mention the *IRAS* $12\,\mu\text{m}$ measurement, but then used only ISO data leading them to an incorrect conclusion about the dust properties of this star ($T_{\text{dust}} \sim 70\,\text{K}$, $L_{\text{dust}}/L_* \sim 3 \times 10^{-4}$). HD 23514 was rediscovered as a potential hot dust star from our search of main sequence mid-IR excess stars using public Spitzer data (Rhee, Song & Zuckerman, in preparation). Spitzer MIPS $24\,\mu\text{m}$ images have a fairly large field of view ($5' \times 5'$) and many field stars appear in most MIPS images. HD 23514 was included, serendipitously, in the FEPS [Formation and Evolution of Planetary Systems, (Meyer et al. 2004)] field of Pleiad HII 1182.

Follow-up imaging observation of HD 23514 was carried out with the Near InfraRed Imager (NIRI) and Mid-IR Imager/Spectrometer (Michelle) at Gemini North Telescope. L' ($3.8\,\mu\text{m}$) and M' ($4.7\,\mu\text{m}$) images were obtained with NIRI using a four-point dithered pattern. The standard “beam switching” mode was used for six mid-IR narrow-band images with Michelle by chopping the secondary at 2.7 Hz and nodding the telescope every ~ 30 sec. For L' and M' images, dark frames were first subtracted from raw frames. After sky-subtraction, images were then flat-fielded using a sky frame made by median combination of dithered images. Images at each band were shifted, added, and averaged to produce a final image at each wavelength. For six mid-IR images, raw images were sky-subtracted using the sky frame from each chop pair. Subtraction of a nodded pair removed the thermal emission from the telescope. Standard stars, HD 22686 and HD 18884, were observed close in time and position to our target and used for absolute flux calibration of L' and M' images and of six mid-IR images, respectively. Finally aperture photometry was performed on both HD 23514 and the standard stars to compute flux density at each band. We used aperture radii of $0.96''$ and sky annuli of $1.42''$ & $1.97''$ for both target and the standard star.

These ground-based images at $3.8 - 11.7\,\mu\text{m}$ bands show only one object at the expected target location (Gemini blind pointing accuracy is good to $< 1''$), thus verifying that the dust emission shown in Figs. 1 and 2 originates from HD 23514. Flux measurements at those wavelengths confirmed excess emission above the stellar photosphere.

Near-IR and mid-IR spectra of HD 23514 were obtained using the Near-infrared Cross-dispersed Echelle Grating Spectrometer (NIRSPEC, McLean et al. 1998) at Keck II Telescope and Michelle at Gemini North Telescope. NIRSPEC was used in a low resolution

mode ($R \sim 2000$) with the $42'' \times 0.570''$ slit to obtain a KL ($2.8 - 3.7 \mu\text{m}$) band spectrum of HD 23514. For N-band spectra, the low-resolution spectroscopic mode ($R \sim 200$) of Michelle was used with a 2 pixel-wide ($0.402''$) slit. The N-band filter with a central wavelength of $10.5 \mu\text{m}$ was selected to give wavelength coverage of $7.7 - 14 \mu\text{m}$. REDSPEC, an IDL based reduction package for NIRSPEC, was used for the reduction of the NIRSPEC KL spectrum. Dark frames were first removed from raw frames. Using the sky frame of the nod pair for KL spectrum and of the chop pair for N-band spectrum, the resultant frames were sky-subtracted and flat-fielded. After the spectra of the standard stars (HD 210501 for KL-band and HD 18884 for N-band spectra) were divided by Planck curves with each star's effective temperature (6400 K for HD 210501 and 3400 K for HD 18884), these ratioed spectra were then divided into the spectra of HD 23514 to remove telluric and instrumental signatures. Wavelength calibration was performed using Argon lamp spectrum for the NIRSPEC KL spectrum and using atmospheric transition lines from an unchopped raw frame for Michelle N-band spectrum. Finally, photometry values at NIRI L' band and Michelle $8.8 \mu\text{m}$ band were used to flux-calibrate KL and N-band spectra, respectively. Near-IR & mid-IR photometry of HD 23514 from both ground-based and space observations is listed in Table 1.

We note that MSX detected HD 23514 in its A-band ($8.28 \mu\text{m}$ isophotal wavelength) with a catalog flux of 158 mJy (color uncorrected) significantly below our measured fluxes from the ground with Michelle narrow bands. Furthermore, the reported position of the MSX source is $\sim 12''$ west of HD 23514. To reconcile the discrepancy in flux and check the nature of the ~ 3 sigma positional offset, we downloaded a 2×2 degree MSX A-band image of HD 23514. The image contains about two dozen MSX sources. When we overplotted MSX catalog positions on the MSX A-band image, only HD 23514 shows a mysterious shift of $\sim 12''$ from the obvious source in the image. All other MSX catalog positions fall right on bright sources in the image. Given the fact that no source other than HD 23514 appeared in the $32'' \times 24''$ field of Michelle images, we attribute the mysterious $12''$ offset to an erroneous astrometric correction of MSX. Although the nominal wavelength of the MSX A-band is $8.28 \mu\text{m}$, its effective wavelength is dependent on the source spectrum (hence the need for color correction). When a true source spectrum is very different from the assumed one ($F_\lambda \sim \lambda^{-1}$) as in our case, the effective wavelength of the MSX A-band can be significantly shifted. To quote an MSX measured flux at its nominal wavelength of $8.28 \mu\text{m}$, a color correction needs to be applied which can account for the apparent discrepancy between our narrow band and MSX catalog fluxes.

In Fig. 1, the slope of the NIRSPEC KL spectrum agrees with the dust continuum fit we derive below. The $8 - 13 \mu\text{m}$ spectrum, Figures 1 and 2, reveals warm small dust grains near HD 23514 through a prominent emission feature. For young stars and debris disks, the most

prominent spectral feature in the N-band is silicate emission. However, our N-band HD 23514 spectrum peaking at $\sim 9\ \mu\text{m}$ is different from almost all other frequently seen silicate features that peak at $9\text{--}11\ \mu\text{m}$ due to various combinations of olivine, pyroxene, and other minerals (Fig. 2). Possible carriers of this bizarre $9\ \mu\text{m}$ emission feature among common minerals in our Solar System and Earth’s surface are tektosilicates and sulfates. Tektosilicates are a group of light colored silicate minerals and this group contains most common minerals (quartz, feldspar, etc.) seen on Earth’s surface. About 75% of Earth’s crust is composed of tektosilicates. However, explaining the strong $9\ \mu\text{m}$ feature without accompanying prominent olivine and pyroxene signatures is challenging. For example, it is difficult to imagine an extraordinary amount of sulfates at HD 23514 over more commonly appearing minerals unless the chemical composition of HD 23514 is very different from solar. The huge quantity of dust needed to match the HD 23514 SED can be generated by catastrophic collisions among planetary embryos or even a planet-planet collision (see § 3). The latter mimics the postulated Moon-creating collision between the young Earth and a Mars size planet (Hartmann & Davis 1975; Cameron & Ward 1976). Crustal material ejected from such a collision may naturally explain our HD 23514 N-band spectrum. However, it is hard to explain how crustal material was ejected predominantly over mantle material considering that Earth’s crust is a thin layer occupying only $<5\%$ of volume compared to the mantle. Nonetheless, the unusual N-band spectrum of HD 23514 must bear a clue to the origin of dust and a wider range mid-IR spectrum is needed for more detailed analysis. At this stage, we likely rule out the case of collisional grinding of many asteroids as the source of dust around HD 23514 since olivine and pyroxene should be the dominant minerals in such environments. We note that few objects out of 111 T Tauri stars investigated by Furlan et al. (2006), who used *Spitzer* IRS, show a mid-IR emission feature peaking near $9\ \mu\text{m}$ (e.g. IRAS 04187+1927 and CZ Tau), as found in HD 23514.

3. Discussion

Excess emission peaking at mid-IR wavelengths indicates that dust must be warm and close to the central star. The temperature, as well as the amount of dust and its distance from the central star, is constrained by creating a Spectral Energy Distribution (SED) assuming that dust exists as an optically thin ring. We produced an SED of HD 23514 (Fig. 1) by fitting observed measurements at optical and infrared bands with a stellar photosphere model (Hauschildt et al. 1999) and a single temperature blackbody of $T = 750\ \text{K}$. Large blackbody grains in thermal equilibrium at $750\ \text{K}$ would be located $\sim 0.25\ \text{AU}$ from HD 23514. Even small grains that radiate less efficiently, especially those responsible for the mid-IR emission feature, likely lie within a few AU of the central star. We noted in Rhee et al. (2007a) that

stars with warm dust emission, ages between 10 and 30 Myr, and spectral types from G0 to A do not show any evidence in their SEDs of the presence also of cold dust. In such cases, even the small dust particles that carry the strong mid-IR emission feature are likely located close to the stars. Likewise, there is no obvious evidence for cold dust associated with BD+20 307 (Song et al. 2005; A. Weinberger et al. 2007, in preparation). However, this may not be the case for HD 23514 because *Spitzer* and *ISO* points in its SED all lie somewhat above the 750 K dust continuum as shown in Fig. 1, thus suggesting the presence of cooler dust further from the star. Still, caution is appropriate in interpretation of the *Spitzer* 25 μm flux density measurement as it may be elevated by inclusion of the red wing of a silicate emission feature (e.g., A. Weinberger et al. 2007, in preparation). And the 60 and 90 μm *ISO* points, respectively, lie only 2 and 2.3 sigma above the 750 K dust continuum line in Fig. 1. A *Spitzer* 70 μm flux measurement is highly desirable to clarify the presence of cool dust.

A standard method for characterizing the amount of dust orbiting a star is through the quantity τ ($\equiv L_{IR}/L_*$) where L_{IR} is the excess luminosity above the photosphere emitted at infrared wavelengths and L_* is the bolometric luminosity of the star. We obtained $\tau \sim 2 \times 10^{-2}$ by dividing the infrared excess between 2.3 μm and 90 μm by the stellar bolometric luminosity ($2.8 L_\odot$); this is $\sim 10^5$ times greater than that of the Sun’s current zodiacal cloud ($\tau \sim 10^{-7}$). HD 23514 thus joins BD+20 307 as the two Sun-like main sequence stars with by far the largest known fractional infrared luminosities (Table 2). The age of BD+20 307 is at least a few hundred million years (Song et al. 2005). As a member of the Pleiades (HII 1132), the age of HD 23514 is ~ 100 Myr. There can be little doubt of cluster membership because in the plane of the sky HD 23514 is located well inside the cluster¹, sharing common proper motion, and its radial velocity of $5.9 \pm 0.5 \text{ km s}^{-1}$ is in good agreement with the velocity of the Pleiades cluster, $6.0 \pm 1.0 \text{ km s}^{-1}$ (Liu et al. 1991).

Currently only a handful of stars with ages > 50 Myr show warm excess emission ($T \geq 150\text{K}$), indicative of planetesimals in the terrestrial planet zone. Table 2 lists some parameters of these stars. BD+20 307 and HD 23514 stand out among them with very high dust temperature ($T \geq 600\text{K}$) and $\tau > 10^{-2}$. The remaining four warm excess stars have cooler dust and $\tau \sim 10^{-4}$.

The SEDs of HD 23514 and BD+20 307 exhibit excess near-IR emission beginning at wavelengths $\sim 4 \mu\text{m}$. Given the potential importance of stellar wind drag on the dust particles (see below), the absence of really hot dust ($\gtrsim 1000\text{K}$), suggests the possible presence of a

¹A picture of the Pleiades Cluster with HD 23514 indicated is available from the Gemini Observatory Web site, <http://www.gemini.edu/index.php?option=content&task=view&id=259>.

“sweeper planet” closer to the stars than the dust. Such a situation pertains at HD 69830 where, also, no very hot dust is seen and where Neptune-mass planets interior to the dust disk are known to exist from precision radial velocity measurements (Lovis et al. 2006).

Using a flat disk model, Jura (2003) and Jura et al. (2007) have successfully reproduced the IR emission from flat, geometrically thin, dust disks orbiting some white dwarfs. This geometry implies the absence of significant gravitational perturbations by objects with substantial mass located in the vicinity of the dust. In contrast, we find that a flat disk of dust particles generates insufficient mid-IR flux to match the SEDs of HD 23514 and BD+20 307. Thus, the dust orbiting these stars is puffed up in the vertical direction, perhaps as a result of the gravitational field of the above mentioned sweeper planet, or the gravity of planetary embryos as discussed below, or both.

Given the ages of HD 23514 and BD+20 307, it is natural to ask whether their huge warm dust burdens were generated by events analogous to those that occurred during the “Late Heavy Bombardment” (LHB) in our solar system. One current model (Gomes et al. 2005) attributes the LHB to a rapid migration of the giant planets that destabilized the orbits of objects in the Kuiper Belt and the main asteroid belt hundreds of millions of years after the formation of the Sun. Wyatt et al. (2007) have proposed a similar model for most of the stars listed in our Table 2, with the difference that they strongly favor an origin of the parent bodies in a region more analogous to the cold Kuiper Belt than the asteroid belt. We note, however, there is no evidence for cold dust at BD+20 307, ζ Lep, and HD 69830, cold dust that might reasonably be expected at stars with so much warm dust should all parent bodies originate in distant cold regions. The situation is more ambiguous for a Table 2 star like η Crv with clear evidence for substantial amounts of cold dust (see Fig. 3). Furthermore, Cuk et al. (2006) argue that LHB was a localized Earth-Moon system activity rather than a global, inner solar system, event. Thus, because the cause(s) of the LHB remain unsettled, we do not further pursue a relationship between LHB and the high τ warm excess phenomenon.

Initially, when there was only one known main sequence star with very large τ ($> 10^{-2}$), the BD+20 307 phenomenon might have been regarded as a “miracle”, so that a statistical analysis of the occurrence rate would have been of questionable value. Now, however, with HD 23514, the frequency of occurrence of such extraordinarily dusty stars can be treated statistically more reliably. BD+20 307 is a field star with estimated age similar to that of the Ursa Majoris moving group (Song et al. 2005), whose age is probably about 400 Myr (Zuckerman et al. 2006). *IRAS* was sufficiently sensitive to detect main sequence G-type stars with $\tau > 10^{-2}$ out to ~ 150 pc. There are ~ 18400 Hipparcos dwarfs with spectral types between F4 and K0 out to 130 pc, the distance to the Pleiades. But most of these

are old stars. If the star formation rate was approximately uniform during the past 5 Gyr years, then there are about ~ 1800 Hipparcos dwarfs of age ~ 500 Myr out to 130 pc. Then a Hipparcos dwarf with $\tau > 10^{-2}$ is found among solar-type field stars about one time out of 1500 (after dropping ~ 300 Hipparcos-measured members of nearby stellar clusters).

In the solar vicinity several stellar clusters have solar-type members. We select four rich nearby clusters with ages 70–700 Myr: Hyades, Pleiades, α Persei, and Praesepe. In these stellar clusters, there are about ~ 400 dwarf stars with spectral types between F4 & K0 (de Bruijne et al. 2001; Stauffer et al. 2007; Lodieu et al. 2005; Adams et al. 2002). Among these only HD 23514 is identified with $\tau > 10^{-2}$. Therefore the occurrence rate of a dwarf with $\tau > 10^{-2}$ in the nearby stellar clusters is, at most, about one out of 400. Combining this result with that for BD+20 307, indicates that the very high τ , warm dust, phenomenon manifests itself in about one adolescent star (age a few 100 Myr) in 1000. If all F4-K0 stars display this phenomenon as adolescents, then the lifetime of the phenomenon at a typical solar-like star is a few 100,000 years.

To interpret our observations, we consider a model of colliding planetary embryos. In a series of papers, Agnor, Asphaug, and colleagues (Agnor et al. 1999; Agnor & Asphaug 2004; Asphaug et al. 2006) considered the collisions of large bodies in the late stages of the formation of planets in the terrestrial planet zone. Based on their models and those they attribute to earlier researchers (e.g., G.W. Wetherill), we may draw the following conclusions. The process of terrestrial planet formation involves the formation of a minimum of many hundreds of planetary embryos of dimensions $\gtrsim 1000$ kilometers. These collide and either they coalesce or, oftentimes, the smaller embryo fragments into smaller objects along with the ejection of “copious debris”. While the mass spectrum of the fragments is not well constrained, no large monoliths survive following disruption of large solid bodies. Rather a typical large fragment size might be ~ 100 m. Collisions of planetary embryos continue for as long as a few 100 Myr, i.e., to the ages of HD 23514 and BD+20 307; in the following discussion, we assume these to be 100 and 400 Myr, respectively. Additional discussion of catastrophic fragmentation of planetary system bodies of moderate size may be found in Fujiwara (1980) and Housen & Holsapple (1990).

For these assumed ages and an occurrence rate of one in 1000 stars, we will use a lifetime of 250,000 years for the HD 23514/BD+20 307 phenomenon at a typical adolescent-age solar-type star. Small particles now in orbit around these two stars will be lost in a much shorter time span and must be replenished many times over. One possible loss mechanism is a collisional cascade that breaks particles down in size until, when their radii become as small as a few tenths of a micron, they become subject to radiation pressure blowout. Other loss mechanisms are Poynting-Robertson (PR) and stellar wind drag. As mentioned

above, we assume that the initial mass spectrum is a result of the collision of two planetary embryos, but the spectrum of the collision fragments is not well characterized. Therefore, we assume that collisions are sufficiently frequent to establish an approximately equilibrium size distribution:

$$N(a)da = N_0 a^{-3.5} da \quad (1)$$

where $N(a)$ is the number of particles per cm^3 with radii between a and $a + da$ (see, e.g., Dohnanyi 1969; Williams & Wetherill 1994; Chen & Jura 2001). The smallest particle radius in this distribution may be set by radiation pressure blow-out; for the mass ($1.35 M_\odot$) and luminosity ($2.8 L_\odot$) we estimate for HD 23514, this radius is ~ 0.5 microns.

With this size distribution most of the mass (M) is carried by the largest particles while most of the surface area (τ) is due to small particles with radii not much larger than the submicron-size blowout radius. Specifically,

$$M \sim \int \frac{4\pi}{3} a^3 a^{-3.5} da \sim a^{1/2} \quad (2)$$

$$\tau(a) \sim \int N(a) \pi a^2 da \sim \int \pi a^2 a^{-3.5} da \sim a^{-1/2} \quad (3)$$

and

$$t_c = P/\tau \sim a^{1/2} \quad (4)$$

where t_c is the collisional lifetime and P is the orbital period. Thus, the smallest particles collide the fastest, for HD 23514 in about 50 years at 1 AU. Larger objects take longer to collide destructively. They will then be broken down into smaller fragments such that after a collision of two roughly equal mass objects the largest left-over fragment has a radius about 1/2 that of a collider (S. Kenyon 2007, private comm.). As more mass is carried by the larger colliders, with the above $N(a)$, the ratio of mass to collision time is independent of a , and there will thus be a supply of material approximately constant with time as the largest objects are eventually whittled down to micron size dust. In the Agnor/Asphaug picture outlined above, the largest initial fragments of a collision of planetary embryos might have $a \sim 100$ m. Thus, if the lifetime of $a = 1 \mu m$ particles is ~ 50 years due either to collisions or to stellar wind drag (see below), then the lifetime of 100 m fragments will be $\sim 500,000$ years. Thus, catastrophic disruption of large planetary embryos (see mass estimate below) can supply material for a time equal to the 250,000-year event lifetime indicated by our observations.

In addition to collisions, PR and stellar wind drag are loss mechanisms for small dust particles. The time scale for PR drag at HD 23514 may be evaluated using, for example, Equ. 5 in Chen & Jura (2001). We assume $L_* = 2.8 L_\odot$ (corresponding to a distance of 130 pc to

HD 23514), a dust particle orbital semi-major axis of one AU, and a radius and density of a typical individual grain to be $1\ \mu\text{m}$ and $2.5\ \text{g/cm}^3$, respectively. Then the lifetime against PR drag is ~ 1000 years. For the present day Sun, PR drag acts about 3 times more rapidly than drag due to the solar wind (Plavchan et al. 2005). However, Wood et al. (2002) estimated that the winds of solar type stars decline as time to the 2.00 ± 0.52 power beginning at ages $\sim 10\%$ of the current age of the Sun. More recent observation and analysis somewhat cloud quantitative representation of the wind strength as a function of time (Wood et al. 2005; Wood 2006). Based on these references, we assume that, for adolescent-age stars like HD 23514 and BD+20 307, wind drag will dominate PR drag by a factor $10 - 30$. Then the lifetime of the small particles considered above against wind drag will be only ~ 50 years, i.e., comparable to the collision times. Because PR and wind drag times are proportional to a , while the collision time is proportional to $a^{1/2}$, the orbital lifetimes of large particles (rocks) are determined by collisions.

To determine how rapidly mass is lost due to either stellar wind drag or collisions we estimate the minimum dust mass (M_{min}) needed to intercept 2% of the light emitted by HD 23514. This is

$$M_{min} = 16\pi\tau a\rho R^2/3 \quad (5)$$

Where $\tau = 0.02$, $a = 1\ \mu\text{m}$, $\rho = 2.5\ \text{g/cm}^3$, and $R = 1\ \text{AU}$. Then $M_{min} \sim 2 \times 10^{22}\ \text{g}$, with a corresponding mass loss rate, $\dot{M} \sim 10^{13}\ \text{g/s}$. For BD+20 307, τ is twice as large, so \dot{M} is $\sim 2 \times 10^{13}\ \text{g/s}$. In 250,000 years, the total mass lost per star will be $\sim 10^{26}\ \text{g}$ —the mass of Earth’s moon. Or, for the above assumed average density, an object with radius $\sim 2000\ \text{km}$. Of course, this mass need not all be produced in one single catastrophic collision, but might rather be a consequence of multiple collisions of smaller planetary embryos spaced over hundreds of millions of years.

4. Conclusions

We show that substantial quantities of warm, small, dust particles orbit HD 23514, a solar-type member of the 100 Myr old Pleiades cluster. A similar phenomenon was previously reported (Song et al. 2005) for the somewhat older, solar-type, field star BD+20 307. Models for catastrophic collisions of planetary embryos orbiting ~ 100 Myr old stars (e.g., Kenyon & Bromley 2005; Asphaug et al. 2006) will naturally produce such warm dusty disks. Our data are consistent with these model predictions, provided that such catastrophic events followed by a subsequent collisional cascade convert of order the mass equivalent of Earth’s Moon to tiny dust particles during the early lifetime of many (perhaps most) Sun-like stars. For example, in the case of our solar system, by itself the collision that is postulated to have

generated the Moon likely would have sent a comparable mass of debris into interplanetary orbits. Infrared data for stars such as HD 23514 and BD+20 307 are consistent with and may well validate the standard picture of violent formation of terrestrial-like planets in the early years of planetary systems.

We thank A. Weinberger & E. E. Becklin for permission to use some Michelle data obtained during a joint Keck time-exchange observing run, and E. Rice for assistance in obtaining the NIRSPEC spectrum. We also thank S. Kenyon and C. Lisse each for a helpful discussion and are grateful to C. H. Chen for providing a *Spitzer* IRS spectrum of η Corvi. We appreciate the constructive comments of the referee. Based on observations (GN-2006A-Q-39 and GN-2006B-DD-5) obtained at the Gemini Observatory, which is operated by the Association of Universities for Research in Astronomy, Inc., under a cooperative agreement with the NSF on behalf of the Gemini partnership: the National Science Foundation (United States), the Science and Technology Facilities Council (United Kingdom), the National Research Council (Canada), CONICYT (Chile), the Australian Research Council (Australia), CNPq (Brazil) and SECYT (Argentina). This research was supported in part by NASA grants to UCLA. This research has made use of the VizieR and of data products from the Two Micron All Sky Survey.

REFERENCES

- Adams, J. D., Stauffer, J. R., Skrutskie, M. F., Monet, D. G., Portegies Zwart, S. F., Janes, K. A., & Beichman, C. A. 2002, *AJ*, 124, 1570
- Agnor, C., & Asphaug, E. 2004, *ApJ*, 613, L157
- Agnor, C. B., Canup, R. M., & Levison, H. F. 1999, *Icarus*, 142, 219
- Asphaug, E., Agnor, C. B., & Williams, Q. 2006, *Nature*, 439, 155
- Baraffe, I., Chabrier, G., Allard, F., & Hauschildt, P. H. 1998, *A&A*, 337, 403
- Baraffe, I., Chabrier, G., Allard, F., & Hauschildt, P. H. 2002, *A&A*, 382, 563
- Beichman, C. A., et al. 2005, *ApJ*, 626, 1061
- Beichman, C. A., et al. 2006, *ApJ*, 639, 1166
- Bessell, M. S. 2000, *PASP*, 112, 961

- Cameron, A. G. W., & Ward, W. R. 1976, Lunar and Planetary Institute Conference Abstracts, 7, 120
- Chen, C. H., & Jura, M. 2001, ApJ, 560, L171
- Chen, C. H., et al. 2006, ApJS, 166, 351
- Cuk, M., Gladman, B. J., & Gallant, J. 2006, Bulletin of the American Astronomical Society, 38, 616
- Cox, A. N. 2000, Allen’s astrophysical quantities, 4th ed. Publisher: New York: AIP Press; Springer, 2000. Edited by Arthur N. Cox. ISBN: 0387987460,
- de Bruijne, J. H. J., Hoogerwerf, R., & de Zeeuw, P. T. 2001, A&A, 367, 111
- Dohnanyi, J. W. 1969, J. Geophys. Res., 74, 2531
- Fujiwara, A. 1980, Icarus, 41, 356
- Furlan, E., et al. 2006, ApJS, 165, 568
- Gomes, R., Levison, H. F., Tsiganis, K., & Morbidelli, A. 2005, Nature, 435, 466
- Gray, R. O., Napier, M. G., & Winkler, L. I. 2001, AJ, 121, 2148
- Hartmann, W. K., & Davis, D. R. 1975, Icarus, 24, 504
- Hauschildt, P. H., Allard, F., & Baron, E. 1999, ApJ, 512, 377
- Housen, K. R., & Holsapple, K. A. 1990, Icarus, 84, 226
- Jura, M. 2003, ApJ, 582, 1032
- Jura, M., Farihi, J., & Zuckerman, B. 2007, ApJ, 663, 1285
- Kenyon, S. J., & Bromley, B. C. 2005, AJ, 130, 269
- Lisse, C. M., Beichman, C. A., Bryden, G., & Wyatt, M. C. 2007, ApJ, 658, 584
- Liu, T., Janes, K. A., & Bania, T. M. 1991, ApJ, 377, 141
- Lodieu, N., McCaughrean, M. J., Barrado Y Navascués, D., Bouvier, J., & Stauffer, J. R. 2005, A&A, 436, 853
- Lovis, C., et al. 2006, Nature, 441, 305

- McLean, I. S., et al. 1998, *Proc. SPIE*, 3354, 566
- Meyer, M. R., et al. 2004, *ApJS*, 154, 422
- Melis, C., Zuckerman, B., Song, I., Rhee, J., & Metchev, S. 2008, *ApJ*, submitted
- Plavchan, P., Jura, M., & Lipsky, S. J. 2005, *ApJ*, 631, 1161
- Rhee, J. H., Song, I., & Zuckerman, B. 2007a, *ApJ*, 671, 616
- Rhee, J. H., Song, I., Zuckerman, B., & McElwain, M. 2007b, *ApJ*, 660, 1556
- Song, I., Weinberger, A. J., Becklin, E. E., Zuckerman, B., & Chen, C. 2002, *AJ*, 124, 514
- Song, I., Zuckerman, B., Weinberger, A. J., Becklin, E. E. 2005, *Nature*, 436, 363
- Spangler, C., Sargent, A. I., Silverstone, M. D., Becklin, E. E., & Zuckerman, B. 2001, *ApJ*, 555, 932
- Stauffer, J. R., et al. 2007, *ArXiv e-prints*, 704, arXiv:0704.1832
- Williams, D. R., & Wetherill, G. W. 1994, *Icarus*, 107, 117
- Wood, B. E. 2006, *Space Science Reviews*, 126, 3
- Wood, B. E., Müller, H.-R., Zank, G. P., & Linsky, J. L. 2002, *ApJ*, 574, 412
- Wood, B. E., Müller, H.-R., Zank, G. P., Linsky, J. L., & Redfield, S. 2005, *ApJ*, 628, L143
- Wyatt, M. C., Greaves, J. S., Dent, W. R. F., & Coulson, I. M. 2005, *ApJ*, 620, 492
- Wyatt, M. C., Smith, R., Greaves, J. S., Beichman, C. A., Bryden, G., & Lisse, C. M. 2007, *ApJ*, 658, 569
- Zuckerman, B., Bessell, M. S., Song, I., & Kim, S. 2006, *ApJ*, 649, L115
- Zuckerman, B. et al. 2007, *ApJ* in press

Table 1. HD 23514 near-IR & mid-IR Photometry

Filter	Central Wavelength (μm)	Flux Density (mJy)	Uncertainty (mJy)	Instrument
B	0.44	466 ^a	110 ^b	TYCHO-2
V	0.55	600 ^a	86 ^b	TYCHO-2
J	1.25	670	15	2MASS
H	1.65	516	11	2MASS
K _s	2.20	369	9	2MASS
L'	3.78	196	10	Gemini NIRI
M'	4.68	175	7	Gemini NIRI
Si-1	7.7	197	10	Gemini Michelle
Si-2	8.8	234	12	Gemini Michelle
Si-3	9.7	209	10	Gemini Michelle
Si-4	10.3	140	7	Gemini Michelle
Si-5	11.6	104	5	Gemini Michelle
Si-6	12.5	95	5	Gemini Michelle
12 μm	11.5	184	26	IRAS
24 μm	24.0	66.5	2.7	MIPS
60 μm	60.0	28	10	ISO
90 μm	90.0	26	10	ISO

^aThe standard *B* and *V* magnitudes were obtained by converting Tycho *B* and *V* magnitudes using Table 2 in Bessell (2000).

^b*B*- & *V*- flux density uncertainties were computed assuming 0.200 for their magnitude uncertainties in order to compensate for some missing opacity species in the model spectrum (see Rhee et al. 2007b.)

Table 2. Main sequence stars with debris systems in the terrestrial planetary zone

Object	Spectral Type	Dust		Age (Myr)	Cold dust	References ^a
		Temperature (K)	τ ($\times 10^{-4}$)			
HD 23514 ^b	F6V	750	200	100	Maybe	1
BD+20 307 ^c	G0V	650	400	400	no	2
ζ Lep	A3	190	0.65	300	no	3,4
HD 72905 ^d	G1.5	?	1	400	yes	5,6
η Corvi	F2V	180 & 30	5	600	yes	4,6,7
HD 69830 ^d	K0V	?	2	2000	no	6,8

Note. — We define the terrestrial planet zone (TPZ) to be the region where dust particles that radiate like blackbodies will attain a temperature of at least 150 K (see Rhee et al. 2007a).

^a1. This paper 2. Song et al. (2005) 3. Chen & Jura (2001) 4. Chen et al. (2006) 5. Beichman et al. (2006) 6. Wyatt et al. (2007) 7. Wyatt et al. (2005) 8. Beichman et al. (2005)

^bOur fit to the SED in Fig. 1 implies a photospheric temperature of 6400 K and a stellar radius = $1.28 R_{\odot}$ for an assumed distance to HD 23514 of 130 pc. However, based on pre-main sequence evolution models of Baraffe et al. (1998, 2002), a ~ 100 Myr old 6400 K star has radius $1.38 R_{\odot}$ and mass $1.35 M_{\odot}$. If HD 23514 is a single star, then the discrepancy between the two radii would be eliminated if the actual distance to HD 23514 is ~ 140 pc. The spectral type of HD 23514 is listed as F5 in Gray et al. (2001) while Cox (2000) gives F7 for a main sequence star with $T = 6400$ K. We adopt F6 in this paper.

^c $T = 6000$ K, $R = 1.25 R_{\odot}$ (Song et al. 2005)

^dFollowing Wyatt et al. (2007), we list HD 69830 & HD 72905 as potentially having dust particles in the TPZ. Beichman et al. (2005) and Lisse et al. (2007) fit a complex model to the mid-IR spectrum of HD 69830 and derive an underlying dust continuum temperature of 400 K. However, given the number of free param-

eters included, and not included (e.g. particle shape), in these models we regard the dust temperature as not well constrained.

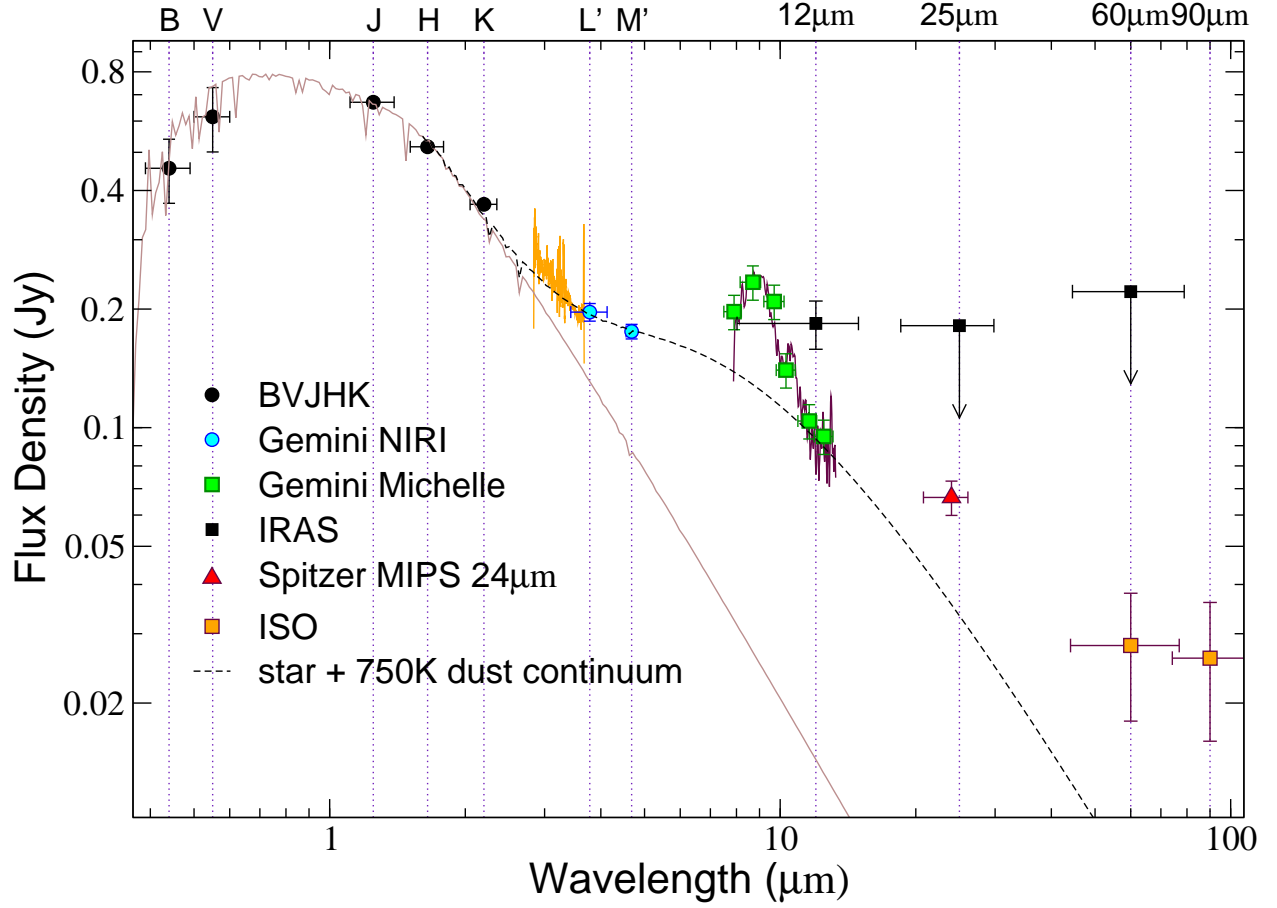


Fig. 1.— Spectral Energy Distribution of HD 23514. NIRSPEC spectrum is shown in yellow (wavelengths 2.8 – 3.7 μm), while the Michelle spectrum is in maroon (7.8 – 13.3 μm). The derived stellar parameters for HD 23514 are given in a note to Table 1. For each measurement the horizontal bars indicate the passband of the filter used and the vertical bars depict 1σ flux uncertainties.

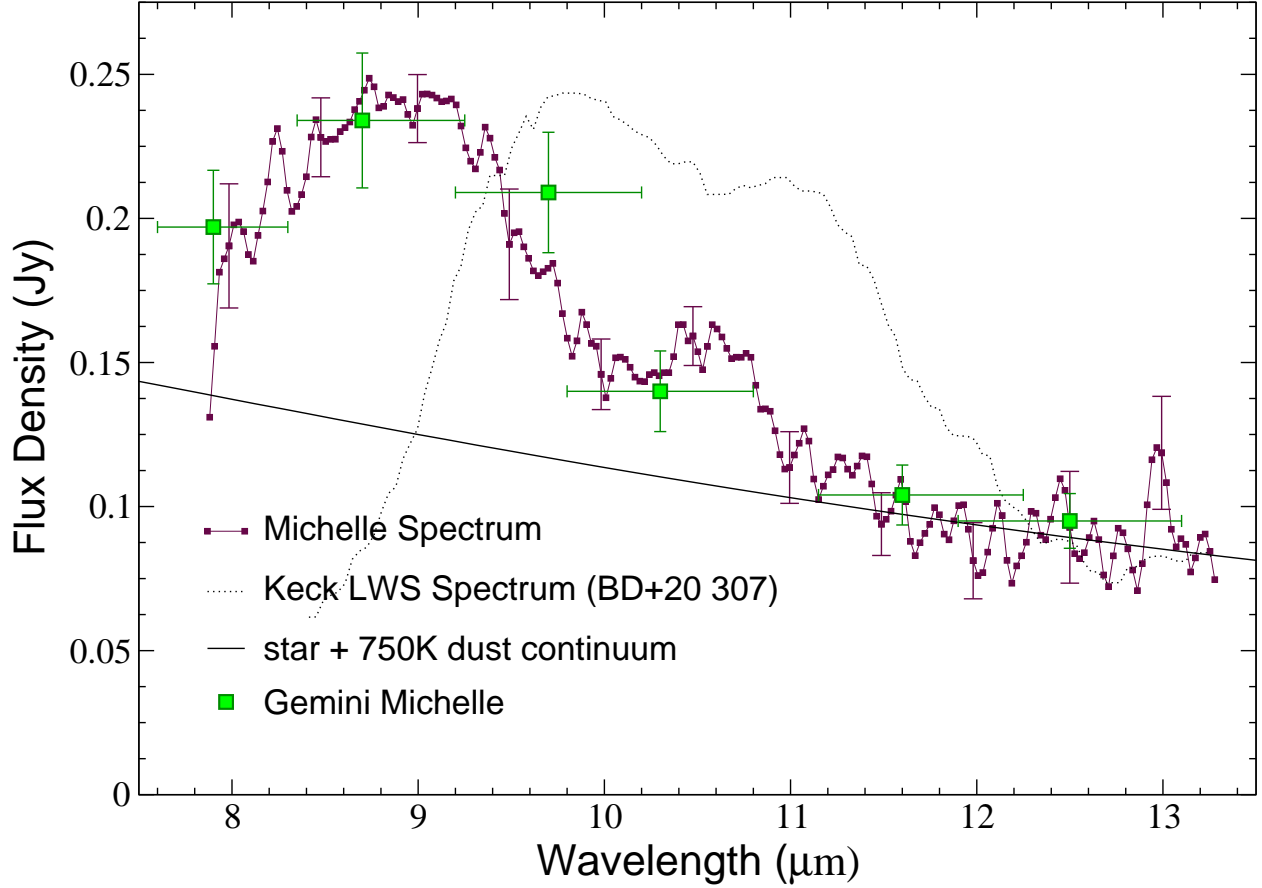


Fig. 2.— Michelle mid-IR spectrum of HD 23514. A $2''$ wide sky region $\sim 3''$ from the HD 23514 spectrum was used to compute the uncertainty at each wavelength. Representative 1σ uncertainties of the spectrum (vertical bars) are given at each half micron. For comparison, the mid-IR, dotted-line, spectrum of BD+20 307 is reproduced from Fig. 1 in Song et al. (2005). The spectrum of HD 23514 has almost twice the spectral resolution as the Keck LWS spectrum of BD+20 307. For each photometry measurement (green square) the horizontal bars indicate the passband of the filter used and the vertical bars depict 1σ uncertainties. As noted in § 2, the shape and location of the BD+20 307 feature is similar to that unusually seen in pre-main sequence stars and solar system comets.

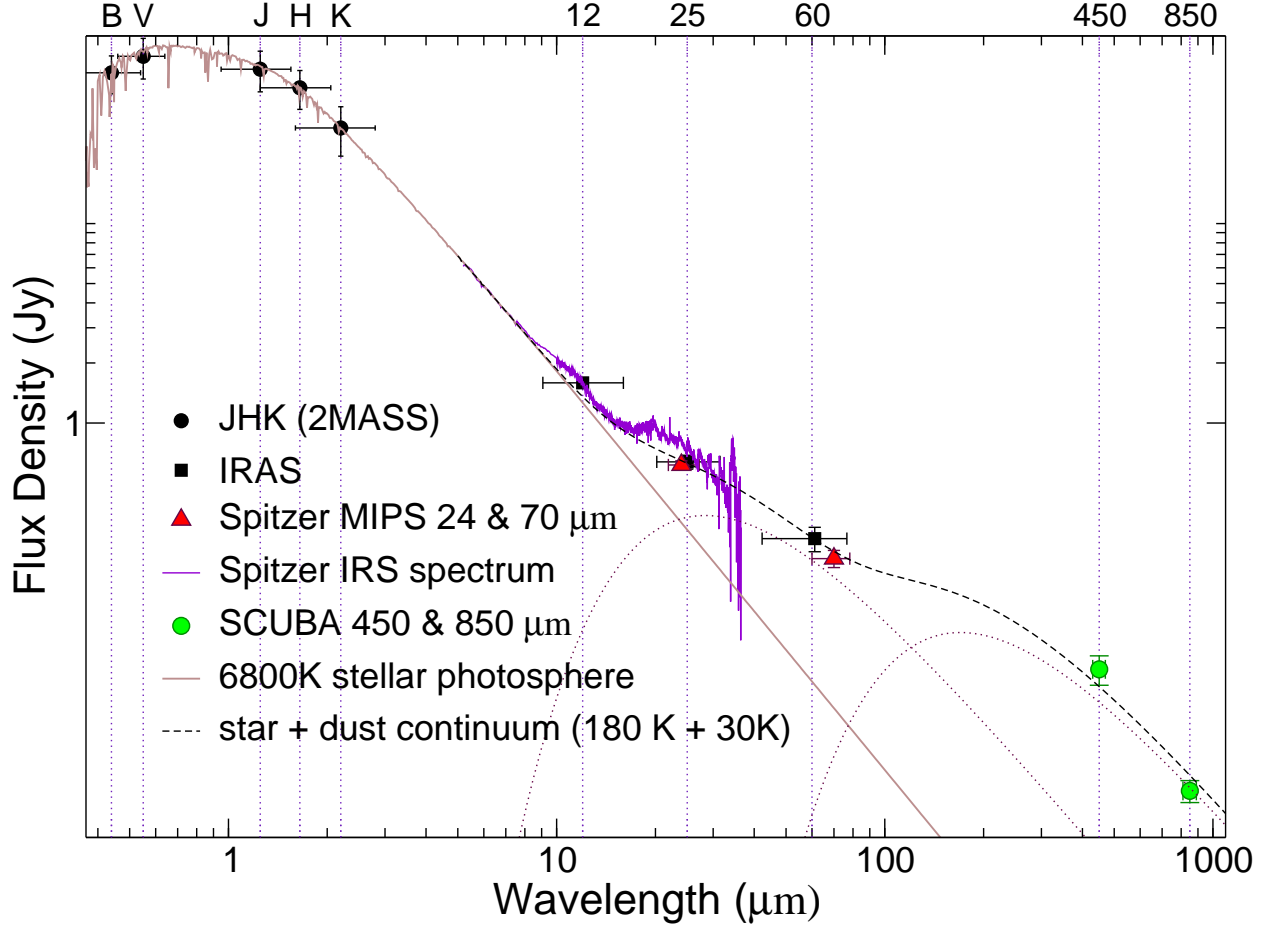


Fig. 3.— Spectral energy distribution of η Crv. This should replace the SED in Fig. 4 in Wyatt et al. (2005) because: (1) we plot *IRAS* FSC data in preference to the less accurate *IRAS* PSC data used by Wyatt et al (2005), and (2) we plot the Spitzer 24 micron MIPS measurement. Note that, as a result of these changes, our decomposition of the infrared portion of the SED is very different from that of Wyatt et al. Christine Chen kindly provided the flux-calibrated *Spitzer* IRS spectrum of η Crv.