

Superconductors as ideal spin sources for spintronics

F. Giazotto^{1,*} and F. Taddei¹

¹*NEST CNR-INFM and Scuola Normale Superiore, I-56126 Pisa, Italy*

Spin-polarized transport is investigated in normal metal-superconductor junctions when the density of states of a superconductor is Zeeman-split in response to an exchange field (h_{exc}). We show that such junctions can be used to generate highly spin-polarized currents, in alternative to half-metallic ferromagnets. In particular, the spin-polarized current obtained is largely tunable in magnitude and sign by acting on bias voltage and h_{exc} . While for tunnel contacts the polarization can be as high as 100%, for transparent junctions it is dominated by the minority spin species, contrary to the case of a ferromagnetic injector. The effect can be enhanced by electron "cooling" provided by the superconducting gap.

PACS numbers: 72.25.-b, 85.75.-d, 74.50.+r, 05.70.Ln

Spintronics is a research field where two fundamental branches of physics, i.e., magnetism and electronics, are combined [1, 2], and it is usually based on the opportunity of ferromagnetic materials to provide spin-polarized currents [3]. The effectiveness of spintronics depends on the extent to which a current is spin polarized, which turns out to depend on the degree of polarization of the ferromagnet (F). The performance of any spintronic device, in fact, improves as the polarization approaches 100%, a condition achievable through the exploitation of half-metallic ferromagnets [1]. The availability of highly spin-polarized sources is thus of crucial importance from both fundamental and technological side [4].

In this Letter we theoretically address spin polarized transport in normal metal-superconductor (NS) junctions showing that superconductors can be used to produce highly-polarized spin currents provided the Zeeman interaction dominates their response. We show, on the one hand, that 100% spin polarization is achievable in the *tunnel* limit, and, on the other, that the polarization is largely tunable in sign and magnitude by acting on the bias voltage and on the Zeeman energy. Remarkably, for perfectly *transparent* NS interfaces, the current is dominated by the minority spin species, in contrast to the case of a ferromagnetic injector. The efficacy of this method, enhanced by the *cooling* effect occurring in NS interfaces, makes Zeeman-split superconductors prototype candidates, alternative to half-metallic ferromagnets, for low-temperature spintronics [5, 6].

The system under investigation consists equivalently of a three-dimensional ballistic NS junction in a static in-plane magnetic field H [see Fig. 1(a)], or a NSF trilayer [see Fig. 1(b)] where the exchange field (h) is provided by a F film in good electric contact with S [7]. The S interface is located at $x = 0$, and electron transport occurs along the x direction. The first setup requires a very thin film, $t_S \ll \lambda$, where t_S is the S thickness and λ is the magnetic penetration length, so that a Zeeman energy $h_{\text{exc}} = \frac{1}{2}g\mu_B H$, where μ_B is the Bohr magneton and g is the gyromagnetic factor [8], is induced while orbital effects are negligible. In the second setup, if t_S is

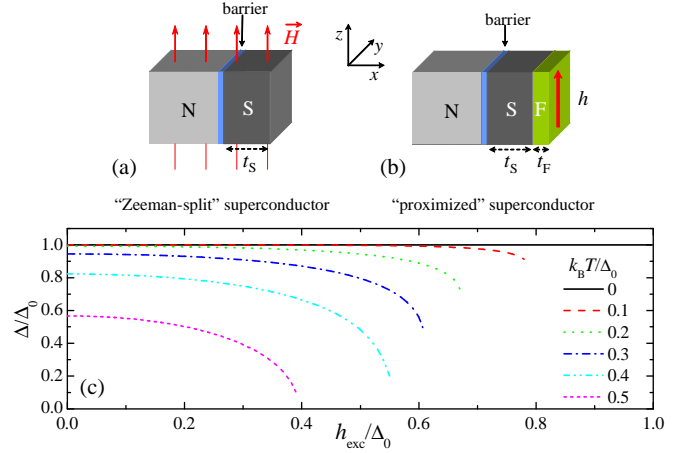


FIG. 1: (color online) The system under investigation consists either of (a) a NS junction in a static magnetic field H applied parallel to the interface, or (b) a NSF junction. The F exchange field (h) is confined to the $y-z$ plane. (c) Order parameter Δ vs exchange field h_{exc} at different temperatures.

smaller than the superconducting coherence length and the F thickness (t_F) is smaller than the length of the condensate penetration into the ferromagnet, the influence of the F layer on the superconductor becomes nonlocal, and the ferromagnet induces in S a homogeneous *effective* exchange field (h_{exc}) through proximity effect, thus modifying the superconducting gap (Δ) [9]. As stated in Ref. [9], h_{exc} is much smaller than h and of the same order of magnitude as the modified gap.

In order to study the electron transport in the structure we use the Bogolubov-de Gennes equation [10] which, in the absence of spin-flip scattering, reads [11]

$$\begin{pmatrix} H_0 - \sigma h_{\text{exc}} & \Delta(T, h_{\text{exc}}) \\ \Delta(T, h_{\text{exc}}) & -H_0 - \sigma h_{\text{exc}} \end{pmatrix} \begin{pmatrix} u_\sigma \\ v_{-\sigma} \end{pmatrix} = \varepsilon \begin{pmatrix} u_\sigma \\ v_{-\sigma} \end{pmatrix}, \quad (1)$$

where H_0 is the single-particle Hamiltonian, $u_\sigma^2 = 1 - v_{-\sigma}^2 = \frac{1}{2} \left(1 + \frac{\sqrt{(\varepsilon + \sigma h_{\text{exc}})^2 - \Delta(T, h_{\text{exc}})^2}}{\varepsilon + \sigma h_{\text{exc}}} \right)$, $\sigma = \pm 1$ is the spin, and T is the temperature. The excitation energy ε is measured from the condensate chemical potential μ . We

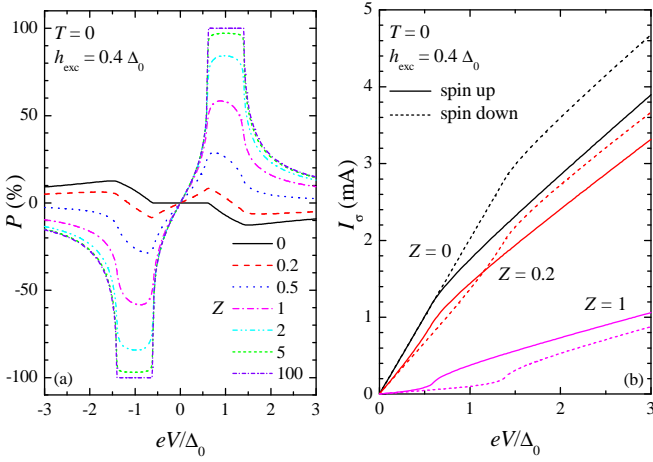


FIG. 2: (color online) (a) P vs V for several Z values at $T = 0$ and $h_{\text{exc}} = 0.4\Delta_0$. (b) I_σ vs V calculated for some Z values at $T = 0$ and $h_{\text{exc}} = 0.4\Delta_0$.

consider a δ -like elastic scattering potential located at the NS interface $\mathcal{V}(x) = \hbar\sqrt{2\mu/m}Z\delta(x)$ (m is the electron mass), which allows to interpolate from a metallic contact ($Z = 0$) to a tunnel barrier ($Z \rightarrow \infty$) [12], while the order parameter is given by $\Delta(T, h_{\text{exc}}) = \Delta(T, h_{\text{exc}})\theta(x)$, where $\theta(x)$ is the step function. The gap dependence on T and h_{exc} , shown in Fig. 1(c), is determined self-consistently [10]. At $T = 0$, Δ is independent of h_{exc} , suddenly dropping to zero as the exchange field equals $\Delta_0 = \Delta(0, 0)$. At finite temperatures, Δ monotonically decreases by increasing h_{exc} , dropping to zero at a threshold exchange field whose value decreases by increasing T . Such sudden drops in the curves indicate a first-order phase transition from the superconducting to the normal state [13].

Within the Landauer-Buttiker approach [14] the current through the junction is given by $I = \Sigma_\sigma I_\sigma$, where [15]

$$I_\sigma(V) = \frac{em\mathcal{A}\mu}{4\pi^2\hbar^3} \int_0^{\pi/2} d\phi \sin 2\phi \int_{-\infty}^{\infty} d\varepsilon \left(1 + \frac{\varepsilon}{\mu}\right) \times [1 + R_{-\sigma}^a(\varepsilon, \phi) - R_\sigma^0(\varepsilon, \phi)][f_0(\varepsilon - eV) - f_0(\varepsilon)], \quad (2)$$

\mathcal{A} is the junction area, ϕ is the electron injection angle in the $x - y$ plane, $f_0(\varepsilon)$ is the Fermi distribution, $R_\sigma^0 = |r_\sigma^0|^2$ ($R_{-\sigma}^a = |r_{-\sigma}^a|^2$) is the normal (Andreev) reflection probability for spin- σ quasiparticles, and

$$r_\sigma^0 = \frac{(Z^2 + iZ\cos\phi)(v_{-\sigma}^2 - u_\sigma^2)}{u_\sigma^2\cos^2\phi + Z^2(u_\sigma^2 - v_{-\sigma}^2)}, \quad (3)$$

$$r_{-\sigma}^a = \frac{u_\sigma v_{-\sigma}\cos^2\phi}{u_\sigma^2\cos^2\phi + Z^2(u_\sigma^2 - v_{-\sigma}^2)}. \quad (4)$$

The amplitudes r_σ^0 and $r_{-\sigma}^a$ are obtained through standard mode-matching along the lines of Ref. [12].

The spin injection properties of the superconductor can be quantified by the current polarization, defined as

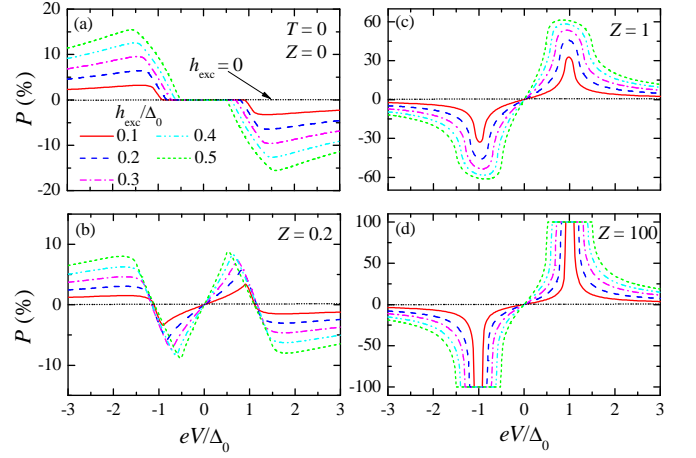


FIG. 3: (color online) P vs V calculated for several h_{exc} at $T = 0$: (a) $Z = 0$, (b) $Z = 0.2$, (c) $Z = 1$, and (d) $Z = 100$.

$P(V) = [I_+(V) - I_-(V)]/[I_+(V) + I_-(V)]$ [16]. Figure 2(a) displays the current polarization P vs bias voltage V at $T = 0$ and $h_{\text{exc}} = 0.4\Delta_0$ calculated for several values of Z . $P(V)$ is strongly dependent on Z and it is an antisymmetric function of bias voltage. Let us consider positive voltages. For a metallic interface ($Z = 0$) P is zero up to $eV = \Delta_0 - h_{\text{exc}}$, thereafter becoming *negative* and presenting a minimum around $eV = \Delta_0 + h_{\text{exc}}$ where $P \sim -12.6\%$. For opaque interfaces P is fully *positive*: at large Z values P turns out to be maximized in the interval $|eV - \Delta_0| \leq h_{\text{exc}}$, reaching values as high as 100% for $Z = 100$ (i.e., in the tunnel limit). For small intermediate values of Z the current polarization can be both negative and positive depending on V .

The behavior of P for different interface transmissivities can be understood by inspecting Fig. 2(b) which shows the spin-dependent current I_σ vs V calculated for some relevant Z values. For $Z = 0$ the current, for both spin species, takes its maximum value, since $R_\pm^a = 1$ for all the voltages for which quasiparticle propagation in S is prohibited. To be more precise, due to the energy shift caused by h_{exc} in the spin-dependent density of states, $R_{-\sigma}^a(\varepsilon, \phi) = 1$ up to $\varepsilon = \Delta_0 - \sigma h_{\text{exc}}$ for spin σ electrons. Beyond this threshold quasiparticle propagation sets in, causing the differential conductance to decrease. Since the threshold for spin up electrons (V_+) occurs for a smaller voltage with respect to spin down electrons (V_-), we have that $I_+ < I_-$ so that P has *opposite* sign with respect to h_{exc} for $eV > \Delta_0 - h_{\text{exc}}$ (contrary to what expected for a ferromagnet). For opaque interfaces (i.e., $Z = 1$) Andreev reflection is very much suppressed, so is the current up to voltages for which quasiparticle propagation in S takes over, and increasing thereafter. Again, since $V_+ < V_-$, the situation is now reversed and $I_+ > I_-$, as expected from the tunnel-like characteristic of NS junctions with different energy gaps [17]. For intermediate values of Z (e.g., $Z = 0.2$) the

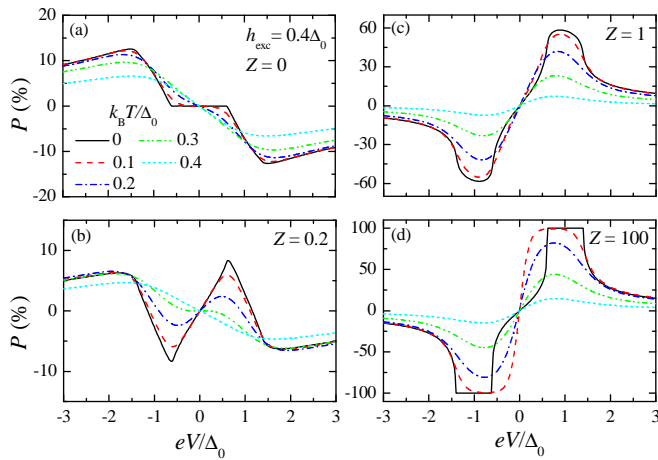


FIG. 4: (color online) P vs V calculated at different temperatures T for $h_{\text{exc}} = 0.4\Delta_0$: (a) $Z = 0$, (b) $Z = 0.2$, (c) $Z = 1$, and (d) $Z = 100$.

spin-dependent currents can intersect, leading to positive or negative values of P depending on V . This non-trivial behavior originates from the crossover between Andreev-dominated transport to quasiparticle tunneling, and it is a unique property of superconductors.

Figure 3 displays P vs V calculated for several h_{exc} at $T = 0$ for some Z values. For low and moderate Z values ($Z \leq 1$) [see panels (a)-(c)], an increase of h_{exc} leads to an enhancement of the maximum absolute value of the achievable current polarization and widens the voltage intervals of large P . Note, for example, that already for $Z = 1$ P values as high as 60% can be obtained for $eV \simeq \Delta_0$. For opaque NS contacts ($Z = 100$) [see panel (d)] the net effect of an increase in h_{exc} is to widen the voltage regions of 100% spin polarized current. From this follows that larger h_{exc} as well as high Z values (i.e., more tunnel-like interfaces) are preferable in order to maximize the current polarization in NS junctions.

The impact of temperature on P is shown in Fig. 4 for some Z values and $h_{\text{exc}} = 0.4\Delta_0$. For all values of Z , an increase of T yields a smearing of the sharp features present at $T = 0$, and a suppression of the maximum P values. In particular, for opaque interfaces [see panels (c) and (d) of Fig. 4], while P turns out to be only marginally affected up to $k_B T \simeq 0.1\Delta_0$, at $k_B T = 0.3\Delta_0$ it is reduced by about 60% with respect to $T = 0$. Furthermore, the maxima of $|P|$ tends to move towards zero bias at higher T , owing to the temperature-induced suppression of Δ . These results show that $k_B T \ll \Delta_0$ is the condition required to obtain highly spin-polarized currents.

We shall further comment the experimental feasibility of S electrodes as pure spin injectors. In particular, the setup of Fig. 1(a) can be realized through aluminum (Al) thin films ($\lesssim 10$ nm) tunnel-coupled to N electrodes, placed in magnetic fields of the order $\sim 10^4$ Oe [8]. Such a setup may suffer, however, some limita-

tions in the case of semiconductors, due to the additional Zeeman splitting induced in the semiconducting region. On the other hand, the configuration of Fig. 1(b) seems to be fully compatible with both N metals and semiconductors, thanks to the spatial localization of h_{exc} provided by the FS bilayer [9]. In this context, promising F candidates are represented by alloys such as $\text{Pd}_{1-\alpha}\text{Ni}_\alpha$ [18] or $\text{Cu}_{1-\alpha}\text{Ni}_\alpha$ [19], which provide tunable h_{exc} thanks to a proper choice of α .

We stress, finally, that superconductors dominated by Zeeman energy possess a crucial advantage over F injectors. Namely, the presence of the gap allows efficient quasiparticle *cooling* [20] in the N region for properly-tuned low-transmissive NS interfaces (i.e., $Z \gg 1$) [21]. This may yield a significant enhancement of P upon current injection at finite T (see Fig. 4). By contrast, injection from a F may only lead to *heating* of the electron gas [20].

In summary, we have demonstrated that highly spin-polarized currents are obtained in NS junctions when the superconductor is dominated by Zeeman interaction. The sign and magnitude of polarization can be tuned by varying bias voltage and Zeeman energy. While for a tunnel contact 100% polarization is attainable, for a transparent interface P is dominated by the minority spin species, in contrast to what happens for a ferromagnetic injector. All this makes superconductors ideal and easy-accessible spin sources for low-temperature spintronics.

Partial financial support from the NanoSciERA "NanoFridge" and RTNNANO projects of the EU is acknowledged.

* Electronic address: giazotto@sns.it

- [1] I. Žutić, J. Fabian, and S. Das Sarma, *Rev. Mod. Phys.* **76**, 323 (2004).
- [2] D. D. Awschalom, and M. E. Flatté, *Nature Phys.* **3**, 153 (2007).
- [3] M. Johnson, *Science* **260**, 320 (1993); F. J. Jedema, A. T. Filip, and B. J. van Wees, *Nature* **410**, 345 (2001); M. Urech, V. Korenivski, N. Poli, and D. B. Haviland, *Nano Lett.* **6**, 871 (2006); B. Huang, D. J. Monsma, and I. Appelbaum, *Phys. Rev. Lett.* **99**, 177209 (2007); B. T. Jonker, G. Kioseoglou, A. T. Hanbicki, C. H. Li, and P. E. Thompson, *Nature Phys.* **3**, 542 (2007).
- [4] S. Datta and B. Das, *Appl. Phys. Lett.* **56**, 665 (1990).
- [5] F. Giazotto, F. Taddei, R. Fazio, and F. Beltram, *Phys. Rev. Lett.* **95**, 066804 (2005).
- [6] F. Giazotto, F. Taddei, R. Fazio, and F. Beltram, *Appl. Phys. Lett.* **89**, 022505 (2006).
- [7] For an opaque contact, the superconductor is marginally affected by the proximity of the F layer.
- [8] See R. Meservey and P. M. Tedrow, *Phys. Rep.* **238**, 173 (1994), and references therein.
- [9] F. S. Bergeret, A. F. Volkov, and K. B. Efetov, *Phys. Rev. Lett.* **86**, 3140 (2001).
- [10] P. G. de Gennes, *Superconductivity of Metals and Alloys*

- (Addison-Wesley, New York, 1989).
- [11] M. J. M. de Jong and C. W. J. Beenakker, Phys. Rev. Lett. **74**, 1657 (1995).
- [12] G. E. Blonder, M. Tinkham, and T. M. Klapwijk, Phys. Rev. B **25**, 4515 (1982).
- [13] Z. Zheng, D. Y. Xing, G. Sun, and J. Dong, Phys. Rev. B **62**, 14326 (2000).
- [14] R. Landauer, Philos. Mag. **21**, 863 (1970); M. Büttiker, Phys. Rev. Lett. **57**, 1761 (1986).
- [15] S. Chaudhuri and P. F. Bagwell, Phys. Rev. B **51**, 16936 (1995).
- [16] For our calculations we set $\Delta_0 = 1$ meV, $\mu = 5$ eV, $g = 2$, and $\mathcal{A} = 2.5 \times 10^{-3} \mu\text{m}^2$.
- [17] M. Tinkham, *Introduction to Superconductivity* (Dover Publications, New York, 1996).
- [18] T. Kontos, M. Aprili, J. Lesueur, and X. Grison, Phys. Rev. Lett. **86**, 304 (2001).
- [19] V. V. Ryazanov, V. A. Oboznov, A. Yu. Rusanov, A. V. Veretennikov, A. A. Golubov, and J. Aarts, Phys. Rev. Lett. **86**, 2427 (2001).
- [20] F. Giazotto, T. T. Heikkilä, A. Luukanen, A. M. Savin, and J. P. Pekola, Rev. Mod. Phys. **78**, 217 (2006).
- [21] F. Giazotto, F. Taddei, P. D'Amico, R. Fazio, and F. Beltram, preprint arXiv:0706.0152, to be published in Phys. Rev. B.