



INSTITUT NATIONAL DE RECHERCHE EN INFORMATIQUE ET EN AUTOMATIQUE

*Towards Grid monitoring and deployment in Jade,  
using ProActive*

Cristian Ruz — Françoise Baude — Virginie Legrand-Contes

**N° 6340**

Septembre 2007

Thèmes COM et NUM



*R*apport  
de recherche

arXiv:0710.5348v1 [cs.DC] 29 Oct 2007

ISSN 0249-6399 ISRN INRIA/RR--6340--FR+ENG





## Towards Grid monitoring and deployment in Jade, using ProActive

Cristian Ruz<sup>\*</sup>, Françoise Baude<sup>†</sup>, Virginie Legrand-Contes<sup>†</sup>

Thèmes COM et NUM — Systèmes communicants et Systèmes numériques  
Projet Automan/OASIS

Rapport de recherche n° 6340 — Septembre 2007 — 20 pages

**Abstract:** This document describes our current effort to gridify Jade, a java-based environment for the autonomic management of clustered J2EE application servers, developed in the INRIA SARDES research team. Towards this objective, we use the java ProActive grid technology. We first present some of the challenges to turn such an autonomic management system initially dedicated to distributed applications running on clusters of machines, into one that can provide self-management capabilities to large-scale systems, i.e. deployed on grid infrastructures. This leads us to a brief state of the art on grid monitoring systems. Then, we recall the architecture of Jade, and consequently propose to reorganize it in a potentially more scalable way. Practical experiments pertain to the use of the grid deployment feature offered by ProActive to easily conduct the deployment of the Jade system or its revised version on any sort of grid.

**Key-words:** grid monitoring, grid deployment, ProActive, autonomic management of distributed systems

<sup>\*</sup> The described research work and results have been obtained during Cristian Ruz's internship at INRIA Sophia-Antipolis, co-funded by a CONICYT/INRIA scholarship and the INRIA ARC Automan from December 2006 to April 2007

<sup>†</sup> OASIS team - INRIA, I3S, Université de Nice Sophia-Antipolis, CNRS

## Towards Grid monitoring and deployment in Jade, using ProActive

**Résumé :** Ce document décrit nos efforts actuels pour gridifier Jade, un environnement Java destiné à l'administration des serveurs d'application J2EE clusterisés (répliqués), développé dans l'équipe de recherche INRIA SARDES. Afin d'atteindre cet objectif, nous utilisons la technologie Java ProActive. Dans un premier temps, nous présentons quelques étapes à franchir afin de transformer un tel système d'administration initialement dédié aux applications réparties sur des clusters de machines, en un système qui peut fournir des fonctions d'administration autonome aux systèmes à large échelle, c.a.d. déployé sur des infrastructures de grille. Dans cet objectif, nous présentons un bref état de l'art sur les systèmes de supervision des systèmes distribués sur la grille. Dans un deuxième temps, nous rappelons l'architecture de Jade, et nous proposons en conséquence de la réorganiser de façon à ce qu'elle passe potentiellement plus à l'échelle. Enfin, des expérimentations pratiques se réfèrent à la fonctionnalité de déploiement offerte par ProActive dans le but de faciliter le déploiement de Jade ou de ses versions révisées sur n'importe quel type de grille.

**Mots-clés :** supervision de grilles, déploiement sur grille, ProActive, administration autonome de systèmes répartis

## 1 Introduction

This report describes some research effort and results obtained in the context of the AutoMan project <http://sardes.inrialpes.fr/research/AutoMan/>, an INRIA funded research collaboration between OASIS, SARDES teams, and LSD team from UPM, Spain.

The objectives of AutoMan are to study the autonomic management of grid-based enterprise services. In this context, Jade, a framework for autonomic management of distributed applications, developed by the SARDES team is considered. Specifically, one of the Automan purposes is to evaluate the burden for such an autonomic management system to extend its applicability and usability from a clustered to a grid set of machines.

Jade is designed using the Fractal component model, and implemented as a Java application using Julia and Fractal RMI for supporting remote interactions between the Jade components that may be distributed on different machines of the cluster. In order to be autonomically managed, a legacy application, for example a J2EE application server, must be wrapped inside a Fractal component. Thus, a common interface is provided to manage these legacy applications from the Jade framework [2, 3]. Jade deploys the modules that constitute the architecture of the wrapped legacy application and mirrors this architecture in order to further monitor it. As Jade needs to deploy and remove legacy modules, applications have to be deployed as bundles on OSGi platforms. The Jade system itself is deployed as OSGi bundles. Thus, this requires the previous deployment of OSGi gateways. The currently used support for Jade is Oscar, <http://oscar.objectweb.org> an open source implementation of OSGi. Indeed, the use of OSGi permits very easily the autonomic (re)deployment of (replicated) modules in case of failure or poor performances, by simply uploading OSGi bundles on available OSGi gateways already running the Jade system.

Enabling Jade to apply its autonomic management strategies at a grid level instead of just a cluster of machines has the following underlying aims:

- to give better performance scalability of the deployed legacy application, as the number of replica can be increased as will (not taking into consideration other aspects such as database replication which may not well apply at a grid scale – this is an other matter, also studied in Automan),
- to increase flexibility, as all replica are not constrained to be located on the same cluster and can be migrated or restarted on other machines to e.g. better balance the overall load of the clusters or desktop machines forming the grid.

These aims pose requirements on the management system, i.e. Jade:

- capability to deploy itself and the applicative modules on any computing environment. For this, the ProActive grid middleware developed within the OASIS team [1, 4] can be relevant as it supports a completely open, configurable deployment model: through XML-based deployment descriptors, the user can abstract away protocols, job submission systems, and launch or get access to a process (a native process or a JVM).

- capability to enable Jade-level and application-level communication between any participating entity, whatever its location. Here again, the use of ProActive could be relevant. Both inter ProActive runtimes and ProActive active objects or software components communications take grid constraints into consideration (latency hiding through asynchronous with future remote single or multipoint method invocation, on-demand securisation of communications – authentication, non repudiation, encryption). The constraints in order to get immediate advantage of such properties (at least within Jade itself) would be to rely on ProActive instead of Fractal RMI for the interactions between the Fractal Jade components.
- capability to share and distribute the management related operations and associated messaging according to the way the managed system is deployed (amount and location of the replicas).

This means that the architecture of the Jade system itself must be flexible enough, to be replicated at a grid scale. [2] previously devised a replicated version of the Jade architecture for the purpose of making Jade itself a self-repairing system. Consequently, the effort was put on the needed protocols for the various Jade replicated modules (Manager component) to always maintain a coherent copy of the global state of the managed system and globally synchronize their operations. Here, our aim is different because we aim at proposing a more scalable and grid-enabled version of the Jade architecture to better adhere to the effective deployment of the managed application. Indeed, Jade may be in charge of a big number of widely distributed applicative entities or components at once. So, the Jade monitoring operations (get sensed data, trigger actions, ...) must also be scalable and grid aware. This is why we first studied the state of the art about grid monitoring: with the aim to get insight on how a monitoring system should be designed and operate onto either the set of grid resources or the set of applications deployed on this set.

This report first presents a short state of the art we collected about Grid Monitoring, with the intention to get insight onto how to make Jade more grid-aware, i.e., more scalable. The following sections show some issues about the architecture of Jade, describes how ProActive can be used to deploy it on a grid, and finally suggests a hierarchical organisation of Jade for it to better suit scalability requirements.

## 2 State of the art on Grid monitoring

In this section, we briefly present and analyse some of the relevant works regarding architectures for providing scalable and efficient Grid Monitoring.

### 2.1 Grid Information Services for Distributed Resources Sharing

#### 2.1.1 Paper reference

K.Czajkowski, S.Fitzgerald, I.Foster, C.Kesselman, Grid Information Services for Distributed Resources Sharing, 10th IEEE Int. Symposium on High-Performance Distributed Computing (HPDC-10), 2001

#### 2.1.2 Brief summary of the project described in the paper

This work describes an architecture to build an information service on top of different Virtual Organizations (VOs)<sup>1</sup>, in order to share its resources with other VOs. Grid applications can benefit from these services to know which resources are available, since this availability could be dynamic.

Some of the services required by grid applications include:

- Service discovery service, to know about new resources available.
- Application adaptation agent, to monitor and modify application behavior.
- Superscheduler, for routing requests to the 'best' resources (where 'best' must be defined).
- Replica selection service, to request 'best' copies of replicated resources.
- Troubleshooting service, to monitor and look for anomalous behavior.
- Performance diagnosis tools, when an anomalous behavior can be identified.

The proposed architecture is composed of *Information Providers*, and *Aggregate directory services*. *Information providers* form a common, neutral infrastructure providing access to dynamic information about grid entities. *Aggregate directories* obtain information through the providers, and answer queries about them (like a search engine). The directories structures are based on that of the LDAP ones, to solve scalability issues.

Both communicate through defined protocols (GRIP) for discovery (search) and enquiry (lookup). The schema followed is that of the LDAP one, using a hierarchical namespace, in order to aim at scalability issues. The authors also define a notification mechanism (GRRP) for maintaining a soft-state of the resources. The state may be discarded if it is not refreshed for some time, so the providers must implement a heartbeat.

---

<sup>1</sup>A VO can be understood as a set of virtually aggregated resources forming a grid

The way an information provider knows whom it must register with is not clearly stated. The authors say manual configuration can be used, but it would not be desirable in an autonomic management context. An alternative is to use another discovery service previously existent.

## 2.2 Autopilot: Adaptive Control of Distributed Applications

### 2.2.1 Paper reference

R.L.Ribler, J.S.Vetter, H.Simitci, D.A.Reed, Autopilot: Adaptive Control of Distributed Applications. 7th IEEE Int. Symposium on High Performance Distributed Computing (HPDC-7), 1998.

### 2.2.2 Brief summary of the project described in the paper

This article describes a monitoring framework that is further used for dynamically adapting the behavior of a (distributed) application (see GrADS project <http://www.hipersoft.rice.edu/grads>), in particular with the aim to maximise the performances of the application.

The framework includes:

- Distributed performance sensors, to monitor application and system performance, and generate qualitative and quantitative descriptions.
- Actuators, to modify the application behavior through the manipulation of parameter values.
- Distributed name servers, that works as registries of sensors and actuators: a client can then subscribe to a given sensor or actuator according to the kind of monitoring information it is interested in (i.e. to read or set a variable or parameter of the application)
- Decision mechanisms (like Jade reactors are): they implement the algorithm that reads the information from the sensors, and decides actions to be implemented via the actuators. In the general case, this part is hard to accomplish.

Both sensors and actuators are represented through *property lists*, which are pairs property (or variable name)/value. The events are represented in a particular data format.

## 2.3 A Scalable Wide-Area Grid Resources Management Framework

### 2.3.1 Paper reference

M. El-Darieby, D. Krishnamurthy, A Scalable Wide-Area Grid Resource Management Framework. International conference on Networking and Services (ICNS'06).



### 2.3.2 Brief summary of the project described in the paper

This article describes a framework designed to attain scalable resource management. The schema proposed is hierarchical, defining various levels of Resource Managers.

At the lowest levels, each resource has an Individual Resource Manager (IRM), each cluster has a Cluster Resource Manager (CRM). Groups of cluster can be grouped in virtual clusters, with another CRM representing them, and constructing more levels of hierarchy. In the top-level there are Grid Resource Managers (GRM) which manage resources for their lower levels, and also can communicate with their peers (other GRMs) in order to submit jobs to appropriate locations.

The more the level increases, the more the information maintained by each manager is abstract:

- IRMs maintain information about resource state and availability.
- CRMs maintain aggregated information about the resources included in the managed cluster.
- CRMs at higher levels maintain information about the clusters managed.
- GRMs maintain summary information about the clusters.

Lower level managers include more detailed information about the resources. This is done in order to avoid redundancy and improve scalability. Otherwise, GRMs would have a huge amount of information, and should have to maintain it up-to-date, too.

The assignments are propagated to the lower levels. Recoveries, and other actions that can be locally handled, need not to be propagated to higher levels.

**Notes** Although no implementation is presented, the ideas fit well to our goal. Such hierarchical approach could be taken in Jade to build a hierarchy of managers: next part of the report presents a reorganisation of Jade following this direction.

## 2.4 A Grid Monitoring Architecture

### 2.4.1 Paper reference

B. Tierney, R. Aydt, D. Gunter, W. Smith, M. Swany, V. Taylor, R. Wolski, A Grid Monitoring Architecture. Tech. Rep. GWD-PERF-16-2, Global Grid Forum, January 2002. [citeseer.ist.psu.edu/article/tierney02grid.html](http://citeseer.ist.psu.edu/article/tierney02grid.html).

### 2.4.2 Brief summary of the project described in the paper

This article describes the Grid Monitoring Architecture, developed by the Global Grid Forum Performance Working Group.

They list some considerations that have to be taken into account when designing a monitoring architecture:

- Performance data has a fixed, and often short lifetime utility. Long-term storage is not needed, unless accounting is going to be done. Readings, on the other hand, have to be quick.
- Updates are frequent. Performance information is updated more frequently than it is read. It is important to optimize updates, rather than queries.
- Performance information is often stochastic. Raw data may have to be processed in order to get relevant information.

A grid monitoring architecture should meet the following requirements:

- Low latency in the transmission from sensors to consumers.
- High data rate transmission, as the performance information could be generated at a high rate.
- Minimal measurement overhead.
- Secure.
- Scalable.

The Grid Monitoring Architecture is built using 3 types of 'components':

- **Directory Service:** supports information publication, and discovery. May be distributed to improve scalability.
- **Producer:** makes performance data available (event source)
- **Consumer:** receives performance data (event sink)

Producers and consumers register with the *Directory Service* (publish/subscribe interaction). The *Directory Service* is used to locate producers and consumers, i.e. maintains registry of available producers and consumers, and answers queries about them. After that, events flow directly between them. It does not store event data, that is, the information resulting from monitoring. This allows the separation of Data Discovery and Data Transfer.

Consumers make queries to producers, requesting events (query/response interaction), and receives them. They can also make queries to the Directory Service, in order to locate appropriate producers.

Producers register with the Directory Service, accept queries from consumers and make the responses. They can also notify events to subscribed consumers.

A component may implement one or both of the producer or consumer interfaces. This way, a component can act as producer, consumer, or both.

**Notes** In order to provide scalability, a set of components that implement both producer and consumer interfaces may be implemented. In the context of Jade, those components could be the ones that serve the role of sensor or actuator on the wrapped legacy application module. For example such a Jade Fractal component could receive input from multiple producers through its consumer interface, aggregates it or derive some other metrics from them, and then send that result to another consumer through its producer interface. This way, the hierarchy could be built.

## **2.5 A taxonomy of grid monitoring systems**

### **2.5.1 Paper reference**

S.Zanikolas, R.Sakellariou, A taxonomy of grid monitoring systems. *Future Generation Computer Systems* 21 (2005), Elsevier

### **2.5.2 Brief summary of the project described in the paper**

This paper presents a taxonomy for classifying grid monitoring systems. The criteria are taken from the 'components' implemented in the system.

Requirements they list for a Grid Monitoring System are:

- Scalability: Good performance on monitoring, and low intrusiveness on the monitored resources.
- Extensibility: Extensible data format, extensible producer-consumer protocol.
- Data delivery models: For example, measurement policies could be periodic or on-demand.
- Portability.
- Security.

The 'components', by which the taxonomy is built, are based on those proposed by the GMA (Grid Monitoring Architecture), and include:

- Sensors. Processes that monitor an entity and generate events. Maybe merely passive, or make estimations (more intrusive).
- Producers. Processes that read data from sensors, and implement an interface to communicate with directories (to register itself), and with consumers. Producers may also filter or summarize data.
- Republishers. Components that can implement both producer and consumer interface.
- Hierarchy of republishers. A structure containing one or more republishers hierarchically organized.

- Consumers. Processes that read data from producers through a defined interface.

Additionally, there is another component called the Registry, which acts as a discovery service. Producers and consumers subscribe to it, in order to discover each other. It is also possible to request specific types of data, and, in this way, associate one consumer to the 'best' producer(s).

The taxonomy proposed is built around the numbers of components included in a monitoring system, and the systems are classified accordingly:

- Level 0 systems implement only Sensors and Consumers, which communicate in an application-specific way.
- Level 1 systems implement Sensors, Producers and Consumers, communicating through defined interfaces, allowing multiple consumers connecting to them.
- Level 2 systems implement Republishers instead of just Producers. Republishers may be centralized or distributed and support different functionalities.
- Level 3 systems implement Hierarchies of Republishers, which are reconfigurable, allowing for (potential) scalability.

The cycle of monitoring encompasses the following phases, which can be accomplished by one or more different components of the system:

- Generation of events. At sensors or producers.
- Processing. At sensors, producers or republishers.
- Distribution. At producers, republishers, or consumers.
- Presentation and consumption. At consumers.

**Notes** The architecture in which the taxonomy is based does not address the reconfiguration of the resources, nor some component that would be in charge of 'reacting' to the monitoring. This is reasonable, as long as the focus is in monitoring, and not in autonomic management. If any, the autonomic management algorithm to decide which actions have to be taken on the system, should be connected to the consumers.

## 2.6 Synthesis and General remarks

- The sensor process should be a low invasive process.
- All collected information will surely be outdated, as it changes dynamically. So, it doesn't make much sense to store large amounts of data, incurring in high overheads to maintain this data up-to-date.

- As a consequence, it is necessary to transmit less amount of data through the monitoring entities, or well, use a particular format to make the processing easier.
- The hierarchical approaches proposed in the various studied papers seem to provide the most promising basis for scalability. Different levels of the hierarchy may manage different kind of information. Higher levels may only receive summarized data, and lower levels (near to resources), manage the details.
- In the context of the Jade system which is built upon the hierarchical Fractal software component model, it could be possible to build a hierarchy for sensors, and also for actuators.
- The way to build the hierarchy of components in order to attain scalability should be done carefully and automatically at deployment time of the monitored application. The analysed works do not state how to do it, and some of them talk about a manually configured hierarchy. As the availability of the resources is dynamic, a manual configuration does not sound appropriate, even less in an autonomic managed context.

### 3 Jade architecture

#### 3.1 Presentation

The Jade architecture is based on the Fractal component model. It is implemented in Java using Julia and Fractal RMI. The main elements of the Jade architecture are the JadeBoot and JadeNodes. A node (a machine) must host a JadeNode in order to be managed by Jade. One node must host a JadeBoot, which is a component containing a set of components offering services that allow to implement the autonomic behavior.

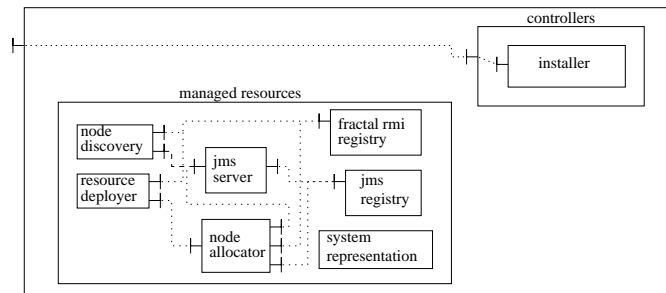


Figure 1: Architecture of a JadeBoot

As shown in Figure 1, the JadeBoot component includes several *Common Services* in order to provide the autonomic behavior:

- **Node Discovery Service.** Receives HeartBeats from a set of JadeNodes and keeps a dynamic list of available nodes. A node that takes too much (configurable) time to answer is marked as failed.
- **Resource Deployer.** Communicates with a remote installer and deploys and starts components containing a wrapped legacy application in a JadeNode provided by the Allocator component.
- **Allocator.** Manages a list of available JadeNodes, and keeps a mapping of deployed applications and nodes. This component can implement an allocation policy in order to provide the 'best' node according to some criteria.
- **JMS Server, and JMS Registry.** Implements a messaging service to be read by other nodes and notifies events like node availability, or node failure.
- **Fractal RMI registry.** A naming service to locate components located on remote nodes.
- **System Representation.** A dynamically built component that reflects the current architecture of the JadeBoot and the JadeNodes. It is used to have a current state of

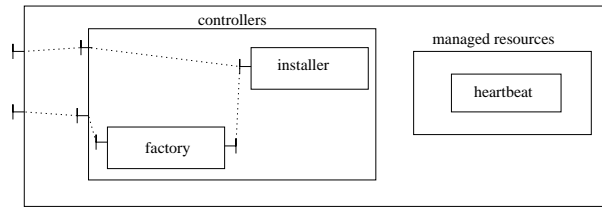


Figure 2: Architecture of a JadeNode

the deployed applications and nodes, which can be useful to handle the failure of a node containing a set of deployed applications.

The JadeNode component Figure (2) includes a smaller set of components, and is able to install components containing wrapped legacy applications, and make themselves available to a JadeBoot:

- **Factory.** A `GenericInstallingFactory` to create new Fractal components containing wrapped legacy applications. The application itself is deployed and installed as an OSGi bundle from a Bundle Repository, through a `OSGiInstaller` component.
- **HeartBeat.** Sends periodically messages to the JadeBoot in order to make itself available to the Jade architecture.

### 3.2 Scalability issues

As the Jade architecture was developed to work inside a single cluster of machines providing some services, it lacks features able to work over a more large-scale distributed infrastructure (e.g. a multi-cluster based grid or even a desktop grid).

- The architecture comprises one JadeBoot controlling several JadeNodes. An approach that works well inside small clusters, but that is not scalable to a grid context.
- No automatic mechanism is provided to deploy the JadeBoot and JadeNodes on the cluster. In fact, each component must be manually started on each node.

## 4 Scalable monitoring within Jade

This section presents both an initial effort to deploy the Jade system using the ProActive deployment mechanism, and a proposition for a new architecture for Jade.

### 4.1 ProActive-based deployment

In order to deploy Jade nodes on several machines, we use an utility software named *Command Launcher* based on ProActive Deployment Descriptors. The command Launcher aims at executing a command (e.g. start a software) on a given set of targets which are computing resources “acquired” through a ProActive Deployment Descriptor. More precisely, the command launcher system deploys ProActive runtimes onto which Command Launcher objects (i.e. Active Objects) are launched and have the ability to execute the given command.

A ProActive Deployment Descriptor has been defined (Figure 3), and can then be used (transparently to the user) by the command launcher to automatically deploy a Jade architecture over a set of physical nodes. It is just a matter of modifying this descriptor in order to get access to an other grid infrastructure or set of machines, according to the advocated job submission protocol. In the given example on Figure 3, we use `ssh` to get access to hosts in the grid – Grid 5000; so simply replacing, in the process definition, `ssh` by `oar` is sufficient to get access to the same grid but using a different job submission protocol.

The syntax to use the command launcher is given in Figure 4. We also provide as an example, the specific command line that the Jade user has simply to provide in order to trigger the remote installation of JadeNodes on some nodes of the grid. In this specific example, we explicitly name the 3 hosts on which a command (here a script named `jadeNode`) has to be executed. But command launcher can also be given a list of NODES in a less explicit way (e.g. just requesting 3 machines of a given cluster or grid). Through such kind of command, on each machine an Oscar framework is launched, which installs and starts the JadeBoot or the JadeNode. Once the JadeBoot and the JadeNode are deployed, a legacy application, for example a J2EE application, can be deployed and managed from within a Jade architecture.

### 4.2 Towards a hierarchical organisation of Jade

#### 4.2.1 JadeMirror

In the Jade architecture, monitors can be added as components. A monitoring cycle of Jade consists of Sensors, Reactors and Actuators. Sensors can be located on the JadeNode (or the JadeBoot depending on what is going to be sensed), and transmit sensed data to the Reactors. The Reactors implement the decision mechanism, based on the sensed information, and throw actions that are going to be implemented through the Actuators.

The Jade framework considers that several monitoring domains can coexist. For example, there can be a *repair* monitoring cycle that will react when some node fails and will replace the failed node for another providing the same services; or an optimization cycle, that will



```

<?xml version="1.0" encoding="UTF-8"?>
<ProActiveDescriptor xmlns:xsi="http://www.w3.org/2001/XMLSchema-instance"
  xsi:noNamespaceSchemaLocation="DescriptorSchema.xsd">

  <variables>
    <descriptorVariable name="NODES" />
  </variables>

  <componentDefinition>
    <virtualNodesDefinition>
      <virtualNode name="grid" timeout="{timeout}" property="multiple"/>
    </virtualNodesDefinition>
  </componentDefinition>
  <deployment>
    <mapping>
      <map virtualNode="grid">
        <jvmSet>
          <vmName value="g5k"/>
        </jvmSet>
      </map>
    </mapping>
    <jvms>
      <jvm name="g5k">
        <creation>
          <processReference refid="ssh_g5k_0"/>
        </creation>
      </jvm>
    </jvms>
  </deployment>

  <infrastructure>
    <processes>
      <processDefinition id='g5k'>
        <processListbyHost class='org.objectweb.proactive.core.process.ssh.SSHProcessList'
          hostlist='{NODES}'>
          <processReference refid='g5k' />
        </processListbyHost>
      </processDefinition>
    </processes>
  </infrastructure>
</ProActiveDescriptor>

```

Figure 3: The generic ProActive Deployment Descriptor used to deploy Jade nodes

```

java CommandLauncher -DNODES={targets} command
java CommandLauncher -DNODES="sidonie.inria.fr meije.inria.fr naruto.inria.fr" jadeNode

```

Figure 4: The use of Command Launcher

modify some parameters of the applications in order to optimize the response time, or the resources utilization.

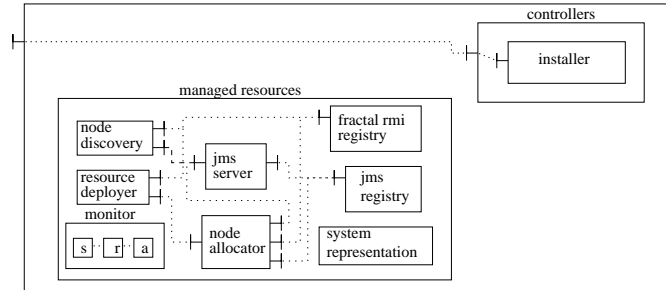


Figure 5: Architecture of a JadeBoot featuring monitoring capabilities

For achieving these goals, the centralized approach where all the JadeNodes send the sensed data (through the sensors) to the JadeBoot, is not suitable. For that, we are proposing to introduce an intermediate component, called *JadeMirror*.

The *JadeMirror* replicates the actions of the JadeBoot, and acts as a manager for all the nodes connected to it.

#### 4.2.2 JadeMirror design and associated implementation

The architecture of both the JadeBoot and the JadeNode have been modified to include a Monitor component among their services. In the case of the JadeNode, it includes a LocalMonitor component, which is composed of a LocalSensor and a LocalActuator. As an example, the LocalSensor periodically reads CPU utilization, and sends a message to the JadeBoot. The JadeBoot also includes a Monitor component, which is composed of a Sensor, a Reactor and an Actuator, which behaves in the previous described way. The Sensor receives the message from the LocalSensor in the JadeNode, and feeds the Reactor, which can take a decision with that data and, possibly, call the Actuator to execute some action. That action could be executed directly by the Actuator (for example, if some binding between components has to be changed, or if some node has to be stopped), or better by delegating the execution of this action to the LocalActuator on the JadeNode (for example, if some parameter has to be tuned on the node in order to optimize some response).

This step which has consisted in the addition of a monitoring part to the Jade architecture is depicted in Figures 5 and 6.

For achieving scalable monitoring, the addition of JadeMirror nodes is proposed. A JadeMirror includes almost the same components of a JadeBoot. In particular, the Node Discovery Service, the Fractal RMI registry, JMS Server, JMS Registry and System Representation, can be included, offering the same functionality as the JadeBoot. The JadeMirror, as it must act like a JadeNode too, must include also the HeartBeat component. For the monitoring, the JadeMirror includes the LocalMonitor, to behave as any other JadeNode:

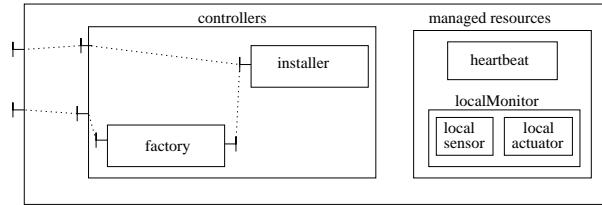


Figure 6: Architecture of a JadeNode featuring monitoring capabilities

it will send notifications to a remote JadeBoot; but it must also include a Monitor that receives data from its set of JadeNodes (here, the JadeMirror is acting like a JadeBoot).

Some components must be modified in order to behave correctly under the hierarchical scheme. For example, the Resource Deployer must try to allocate a node from a set of JadeNodes, but if there is no one available, it should forward the request to a higher level JadeBoot (or another JadeMirror higher in the hierarchy), letting it to take the decision and possibly consulting other JadeMirrors managed by some other JadeMirrors.

In the current state, the JadeMirror is implemented including the components of both a JadeBoot and a JadeNode. The practical experiments we conducted actually comprised the deployment of 1 JadeBoot, 2 JadeMirrors, and 2 JadeNodes connected to each JadeMirror, using a total of 7 nodes. In this scheme, the JadeNodes send information about CPU utilization to their "master" JadeMirror, and this one sends data to the central JadeBoot.

Our current experimental hierarchical Jade system does not yet include the necessary modifications to the Resource Deployer components, and Allocator: that is, allowing them to send answers to their JadeBoot stating, for example, that there are no more available nodes or that some action cannot be fulfilled and that a higher level node must take care of it.

## 5 Summary and next steps

In this work, we have started to introduce some scalable monitoring capabilities in the Jade autonomic management system. The implementation is not complete, but the current state it has reached is sufficient to serve as a proof-of-concept about the building of hierarchy of Jade components (Boot, Mirror, Nodes). On this basis, we are expecting that scalable monitoring can be achieved.

The *gridification* of Jade is addressed by considering deploying the Jade architecture using ProActive deployment descriptors. Moreover, we are convinced that an implementation of Jade using the ProActive/GCM implementation of the Fractal component model [5] could improve the grid awareness of Jade: indeed, it would allow for interactions between the Fractal Jade components taking into account grid constraints as high-latency, dynamicity, non-secure communication channels.

## Contents

<b>1</b>	<b>Introduction</b>	<b>3</b>
<b>2</b>	<b>State of the art on Grid monitoring</b>	<b>5</b>
2.1	Grid Information Services for Distributed Resources Sharing . . . . .	5
2.1.1	Paper reference . . . . .	5
2.1.2	Brief summary of the project described in the paper . . . . .	5
2.2	Autopilot: Adaptive Control of Distributed Applications . . . . .	6
2.2.1	Paper reference . . . . .	6
2.2.2	Brief summary of the project described in the paper . . . . .	6
2.3	A Scalable Wide-Area Grid Resources Management Framework . . . . .	6
2.3.1	Paper reference . . . . .	6
2.3.2	Brief summary of the project described in the paper . . . . .	7
2.4	A Grid Monitoring Architecture . . . . .	7
2.4.1	Paper reference . . . . .	7
2.4.2	Brief summary of the project described in the paper . . . . .	7
2.5	A taxonomy of grid monitoring systems . . . . .	9
2.5.1	Paper reference . . . . .	9
2.5.2	Brief summary of the project described in the paper . . . . .	9
2.6	Synthesis and General remarks . . . . .	10
<b>3</b>	<b>Jade architecture</b>	<b>12</b>
3.1	Presentation . . . . .	12
3.2	Scalability issues . . . . .	13
<b>4</b>	<b>Scalable monitoring within Jade</b>	<b>14</b>
4.1	ProActive-based deployment . . . . .	14
4.2	Towards a hierarchical organisation of Jade . . . . .	14
4.2.1	JadeMirror . . . . .	14
4.2.2	JadeMirror design and associated implementation . . . . .	16
<b>5</b>	<b>Summary and next steps</b>	<b>18</b>

## References

- [1] L. Baduel, F. Baude, D. Caromel, A. Contes, F. Huet, M. Morel, and R. Quilici. *Grid Computing: Software Environments and Tools*, chapter Programming, Composing, Deploying, for the Grid. Springer Verlag, 2005.
- [2] S. Bouchenak, F. Boyer, D. Hagimont, S. Krakowiak, N. de Palma, V. Quéma, and J.-B. Stefani. Architecture-based autonomous repair management: Application to J2EE clusters. In *IEEE International Conference on Autonomic Computing (ICAC'05), short paper*, 2005.
- [3] S. Bouchenak, N. D. Palma, D. Hagimont, and C. Taton. Autonomic Management of Clustered Applications. In *IEEE International Conference on Cluster Computing (Cluster 2006)*, Barcelona, Spain, Sept. 2006.
- [4] D. Caromel, C. Delbé, A. di Costanzo, and M. Leyton. ProActive: an integrated platform for programming and running applications on grids and P2P systems. *Computational Methods in Science and Technology*, 12(1):69–77, 2006.
- [5] CoreGRID Programming Model Virtual Institute. Basic features of the grid component model (assessed), 2006. Deliverable of the CoreGRID Network of Excellence, Programming Model Virtual Institute, D.PM.04.



---

Unité de recherche INRIA Sophia Antipolis  
2004, route des Lucioles - BP 93 - 06902 Sophia Antipolis Cedex (France)

Unité de recherche INRIA Futurs : Parc Club Orsay Université - ZAC des Vignes  
4, rue Jacques Monod - 91893 ORSAY Cedex (France)

Unité de recherche INRIA Lorraine : LORIA, Technopôle de Nancy-Brabois - Campus scientifique  
615, rue du Jardin Botanique - BP 101 - 54602 Villers-lès-Nancy Cedex (France)

Unité de recherche INRIA Rennes : IRISA, Campus universitaire de Beaulieu - 35042 Rennes Cedex (France)

Unité de recherche INRIA Rhône-Alpes : 655, avenue de l'Europe - 38334 Montbonnot Saint-Ismier (France)

Unité de recherche INRIA Rocquencourt : Domaine de Voluceau - Rocquencourt - BP 105 - 78153 Le Chesnay Cedex (France)

---

Éditeur  
INRIA - Domaine de Voluceau - Rocquencourt, BP 105 - 78153 Le Chesnay Cedex (France)  
<http://www.inria.fr>  
ISSN 0249-6399