

Onset of mechanical stability in random packings of frictional spheres

Melissa Jerkins, Matthias Schröter,* and Harry L. Swinney
Center for Nonlinear Dynamics and Department of Physics
University of Texas at Austin, Texas 78712, USA

Tim J. Senden, Mohammad Saadatfar, and Tomaso Aste
Department of Applied Mathematics, Research School of Physical Sciences and Engineering,
The Australian National University, 0200 Canberra, ACT, Australia.

(Dated: December 17, 2018)

Our novel way of preparing packings of non-cohesive spheres demonstrates that the volume fraction ϕ_{RLP} of the most loose mechanically stable packing is well defined by a limit process. We examine for the first time how ϕ_{RLP} depends on particle diameter d , pressure p and friction coefficient μ of the spheres. Apart from the effect due to the finite container size (which we correct using X-ray tomography) ϕ_{RLP} does not depend on d . However, ϕ_{RLP} decreases with decreasing p and increasing μ . For rough particles and in the limit $p \rightarrow 0$ we find a new lower bound, $\phi_{\text{RLP}} = 0.550 \pm 0.001$.

PACS numbers: 83.80.Fg, 46.65.+g, 45.70.Cc, 47.57.ef

Introduction. – Granular materials are ubiquitous in our daily lives: sand and soil, snow and coal, sugar and coffee, pills and peanuts. While there is not yet any constitutive theory of granular matter, significant progress has been made in formulating a statistical mechanics approach based on the ensemble of all mechanically stable configurations [1]. The lower limit of the range of volume fractions ϕ where mechanically stable packings exist, is referred to as Random Loose Packing (RLP).

Previous experimental and numerical work has shown that ϕ_{RLP} depends on the type of particle-particle interactions and the density difference between particles and surrounding fluid. Packings of cohesive particle like fine powders with ϕ_{RLP} as low as 0.15 have been shown to be stable under their own weight [2, 3, 4, 5]. However, many granular materials exhibit only repulsive contact forces. Simulations of frictionless elastic spheres have found the onset of a finite bulk modulus at the jamming point, $\phi_J \approx 0.64$ [6, 7, 8, 9]. With friction the loosest mechanically stable packing of spheres depends on the preparation method [10, 11, 12, 13]. The lowest volume fraction found thus far, $\phi_{\text{RLP}} = 0.555$, was observed for slowly sedimenting spheres in an almost density matched liquid [12].

In this letter we prepare the most loose packing by a limit process which shows that RLP is well defined in an operational sense. Our result section comprises three parts which show the dependence of ϕ_{RLP} on particle diameter, pressure and coefficient of friction; in the discussion we will suggest two ways to sharpen the concept of RLP.

Experiment. – Mechanically stable packings of glass spheres were prepared by sedimentation following flow pulses in a water-fluidized bed. The fluidized bed con-

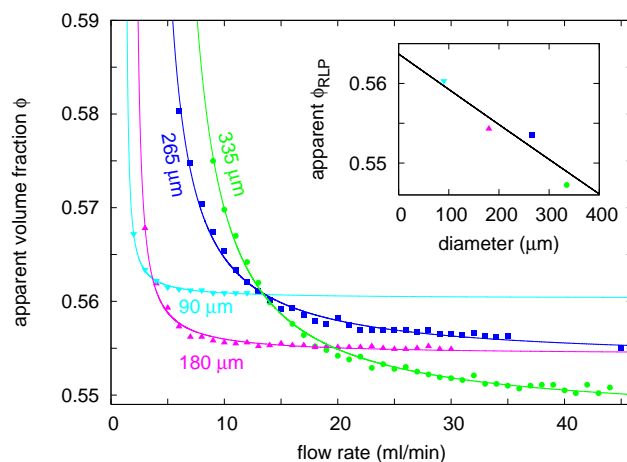


FIG. 1: (Color online) Approaching Random Loose Packing in a limit process using flow pulses in a liquid fluidized bed. The four different particle diameter were fitted with Eq. 1. Inset: Diameter-dependence of the apparent (ignoring finite size effects) ϕ_{RLP} . The solid line is a fit with Eq. 2. Sample height was approximately 97 mm at RLP, five flow pulses were averaged for each flow rate.

sists of a vertical polycarbonate tube with an inner diameter D of 12.8 mm and a length of 23 cm. Its bottom end is closed by a distributor consisting of a porous bronze disc (height: 8 mm, nominal pore size: $25 \mu\text{m}$). A programmable syringe pump (Harvard Apparatus) created pulses of water with a constant flow rate Q . During a flow pulse the granular medium fluidizes and expands until it reaches a steady state height. After the flow stops the particles sediment on the distributor and form a mechanically stable packing whose volume fraction depends on Q as shown in Fig. 1: higher values of Q result in more expanded beds during fluidization therefore longer

*Electronic address: schroeter@chaos.utexas.edu

sedimentation times and finally lower ϕ of the sediment. The fact that the sediment is stable under its own weight provides a test for a finite bulk modulus of the packing. The packings created in this way are independent of the previous preparation history, which is important for any statistical mechanics approach [14].

The volume fractions reported here are averaged over the whole sample: $\phi = m/\rho A h_{\text{sed}}$ where m and ρ are the mass and material density of the sample. A is the area of a tube cross section and h_{sed} the height of the sedimented sample determined from images with a resolution of 2×10^{-4} change in ϕ per pixel.

The main improvement over earlier studies using slowly sedimenting particles [4, 12] is the control of Q (and therefore the sedimentation time) which allows us to demonstrate that ϕ converges to a limit value ϕ_{RLP} . The fact that the slowest preparation yields the most loose packings agrees well with recent simulations of frictional discs and spheres [9, 15]. Fig. 1 shows that $\phi(Q)$ is well described by the phenomenological function used in [14]:

$$\phi(Q) = \phi_{\text{RLP}} + \frac{a}{Q - b} \quad (1)$$

which we will use to determine ϕ_{RLP} .

The particles were soda-lime glass spheres manufactured by Mo-Sci and Cataphote with diameters d of 90 and 180 μm ($\pm 11\%$) and 250, 265 and 335 μm ($\pm 6\%$). The material density ρ of each batch of particles was measured with an accuracy of 0.06 % using a Gay-Lussac specific gravity bottle and a Micromeritics gas pycnometer AccuPhys 1330; the average ρ was 2.48 g/cm^3 . The static friction coefficient μ of the particles changes due to wear inside a fluidized bed [14], to minimize this effect all batches were pre-aged by exposing them to 200 flow pulses.

Influence of particle diameter. – The condition that distinguishes frictional packings from nonfrictional is that every contact, in addition to the normal force F_n , has a tangential force F_t which must fulfill Coulomb's inequality $F_t \leq \mu F_n$. Increasing the diameter of the particles will increase their weight but for a given geometrical configuration the ratio F_t/F_n should stay constant at each contact and consequentially ϕ_{RLP} should not depend on d . In contrast to this argument ϕ_{RLP} clearly decreases for the four different diameters measured in Fig. 1, but this decrease is an effect due to the finite size of the container and is known since the earliest studies [10].

Fig. 2 a) explains the finite size effect: No particles from the outside can stick through the container wall, therefore the volume fraction ϕ_{bound} of the layer adjacent to the boundary will be systematically lower than ϕ_{bulk} measured in the core of the sample. Assuming that the boundary layer is of thickness d we fit the apparent diameter dependence of ϕ_{RLP} in the inset of Fig. 1 with

$$\phi_{\text{app}} = \frac{\phi_{\text{bulk}} A_{\text{bulk}} + \phi_{\text{bound}} (A - A_{\text{bulk}})}{A} \quad (2)$$

where $A_{\text{bulk}} = \frac{\pi}{4}(D - d)^2$. The fit result $\phi_{\text{bulk}} = 0.564 \pm 0.002$ is an estimate of the diameter-independent ϕ_{RLP} in an infinite container.

An independent confirmation of this finite size effect was obtained using X-ray tomography [16] of samples of 250 μm spheres prepared with the same type of fluidized bed. Figure 2 b) shows a two-dimensional cross section through the bed. Typically we identify the positions of 1.5×10^5 glass spheres at a spatial resolution of 14.5 voxel per particle diameter [17].

Figure 2 c) illustrates the difference between bulk volume fraction ϕ_{bulk} (measured using the Voronoi volumes [17] of all particles that are at least $4d$ away from the container walls) and the apparent volume fraction ϕ_{app} (calculated using all particles). A fit with Eq. 1 to ϕ_{bulk} yields $\phi_{\text{RLP}} = 0.564 \pm 0.001$. Given the dependence on friction and column height described below, the agreement with ϕ_{RLP} from the fit with Eq. 2 in Fig. 1 is fortuitous.

The inset of Fig. 2 c) shows the difference between ϕ_{bulk} and ϕ_{app} as a function of ϕ_{app} . A linear fit yields:

$$\phi_{\text{bulk}} = \phi_{\text{app}} + 0.122(\phi_{\text{app}} - 0.505) \quad (3)$$

In the remainder of this letter we will only use spheres with 250 and 265 μm diameter; we will therefore use Eq. 3 to correct for the effect of our finite container size.

Influence of pressure. – The stress inside a column of grains is different from the hydrostatic case in two aspects: a) it is anisotropic in that the horizontal stress σ_{xx} is different from the vertical stress σ_{zz} . b) The part of the load carried by the frictional container sidewalls increases with depth z below the surface. Consequentially σ_{xx} and σ_{zz} saturate with z . In our analysis we will use the simplest, so called Janssen model [18] to describe these effects; careful experiments have shown that it is a fair first approximation in the absence of external loads [19, 20]. It assumes a constant stress ratio $K = \sigma_{xx}/\sigma_{zz}$ everywhere in the sample, for simplicity we will use pressure $p = \sigma_{zz}$ in what follows. The Janssen model describes an exponential saturation of pressure with depth

$$p(z) = p_{\text{sat}} \left(1 - e^{-z/l}\right) \quad (4)$$

to a constant value

$$p_{\text{sat}} = \frac{\Delta\rho g D}{4 K \mu_W} \quad (5)$$

μ_W is the coefficient of particle-wall friction, g is the gravitational acceleration, $\Delta\rho$ the density difference between spheres and surrounding liquid and $l = D/(4K\mu_W)$. Equations 4 and 5 delineate two ways of controlling the pressure distribution inside the column:

I) Increasing the sample height will expose larger parts of the sample to p_{sat} . If we assume that ϕ_{RLP} increases with p , then the average ϕ_{RLP} measured by our method should increase with sample height. This behavior is confirmed in Fig. 3 using a set of especially smooth spheres

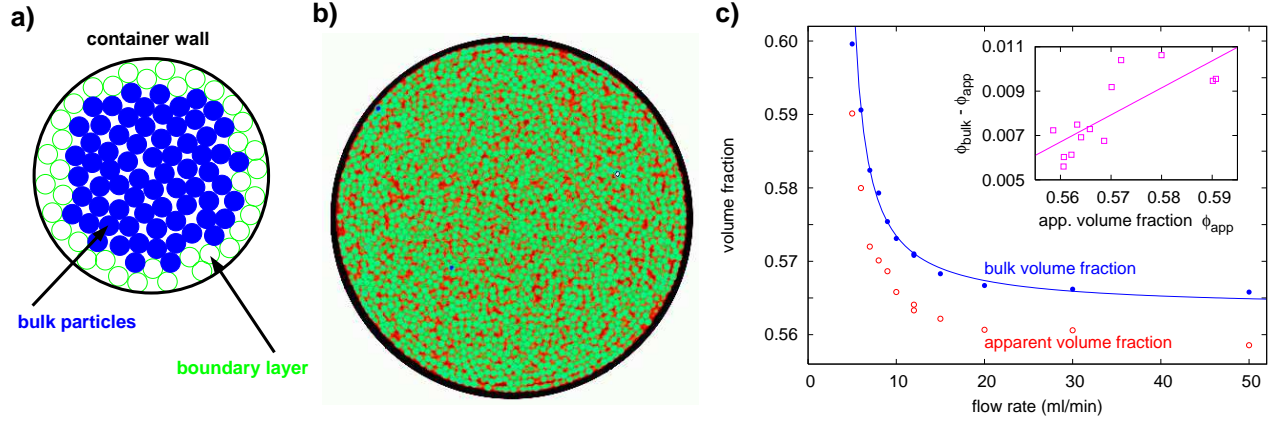


FIG. 2: (Color online) The necessity of a finite size correction of the volume fraction determined from the total sample volume is illustrated in panel a): The layer of particles (green) adjacent to the boundary has a lower volume fraction than the bulk particles (blue). b) Cross section through a three-dimensional x-ray tomogram of the fluidized bed. The glass beads (green) have a diameter of $250\ \mu\text{m}$. The inner diameter of the polycarbonate tube (black) is $12.8\ \text{mm}$. c) Knowledge of the particle positions allows the calculation of the bulk volume fraction \bullet (considering only particles that are at least $4\ d$ away from boundary) and the apparent volume fraction \circ (calculated using all particles). The bulk volume fractions are fit with Eq. 1. The inset shows a linear fit (Eq. 3) to the difference between bulk and apparent volume fraction. Sample height was $39\ \text{mm}$ at RLP.

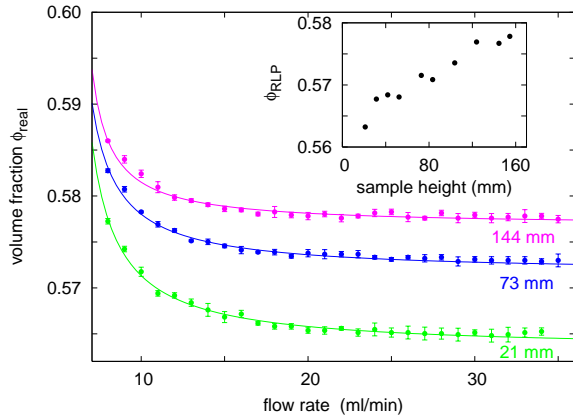


FIG. 3: (Color online) Dependence of ϕ_{RLP} on sample height. All values of ϕ were corrected for finite size effect using Eq. 3. Spheres had a diameter of $250\ \mu\text{m}$ and a smooth surface. Solid lines are fits with Eq. 1. Each flow rate is averaged over five experiments.

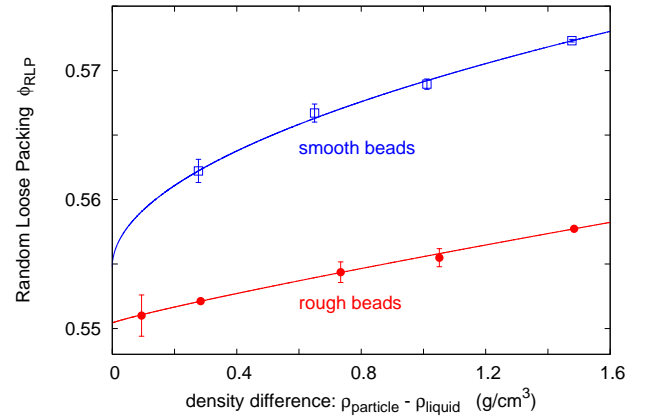


FIG. 4: (Color online) ϕ_{RLP} as a function of density difference between particles and fluid for smooth ($250\ \mu\text{m}$) and rough ($265\ \mu\text{m}$) beads. Data were corrected for finite size effect using Eq. 3. Solid lines are fits with Eq. 6. Sample height was $64\ \text{mm}$, points are averaged over two to five experiments at the highest possible flow rate.

which have been exposed to more than 45,000 flow pulses [14].

II) Decreasing the density difference $\Delta\rho$ will decrease p_{sat} but keep the shape of pressure profile unchanged. Experimentally this was realized by adding sodium polytungstate to the water to increase the density of the liquid up to $2.39\ \text{g/cm}^3$. The result are reported in Fig. 4; the open squares correspond to the same particles used in Fig. 3. With decreasing $\Delta\rho$ the range of possible flow rates decreased strongly and a determination of ϕ_{RLP} using fits with Eq. 1 becomes unfeasible. Therefore the values reported in Fig. 4 are averages over samples prepared

with the highest possible flow rates.

Of special interest is volume fraction ϕ_{RLP}^0 in the limit of zero pressure. In the absence of a theory for frictional particles we follow [2] and derive a fit function from the known pressure dependence close to point J of non frictional static soft spheres: $p \sim (\phi - \phi_J)^\beta$ [6, 7, 8, 9, 21] and of non frictional thermal hard spheres: $p \sim (\phi_J - \phi)^\beta$ [22]. Identifying ϕ_{RLP}^0 with ϕ_J and using $\Delta\rho \sim p_{\text{sat}}$ we

get:

$$\phi_{\text{RLP}} = \phi_{\text{RLP}}^0 + \left(\frac{\Delta\rho}{a}\right)^\alpha \quad (6)$$

A fit of ϕ_{RLP} for the smooth particles in Fig. 4 yields $\phi_{\text{RLP}}^0 = 0.555 \pm 0.006$ and $\alpha = 0.51 \pm 0.25$. Whereas the value of α can only be considered a first approximation as our derivation of Eq. 6 did not take into account that K depends on ϕ [19].

Influence of frictional properties. – To examine the role of μ we prepared a batch of especially rough 250 μm spheres by soaking them for 3 hours in hydrofluoric acid. This treatment increased their angle of repose to $34.7 \pm 1.4^\circ$ compared to $31.4 \pm 1.3^\circ$ for the smooth spheres. Figure 4 demonstrates that ϕ_{RLP} for the rough spheres is consistently lower than for the smooth spheres. A fit with Eq. 6 yields $\phi_{\text{RLP}}^0 = 0.550 \pm 0.001$, and $\alpha = 0.89 \pm 0.16$. The result that both ϕ_{RLP} and ϕ_{RLP}^0 depend on friction is in agreement with recent simulations of frictional discs [15] and other experiments [23].

Discussion. – A possible way to define RLP more rigorous might be to identify it with isostaticity; the situation where all contact forces are fully determined by the packing geometry. This interpretation is strongly suggested by recent simulations of frictional discs [15]. For slow preparation and in the limit $p \rightarrow 0$ enough contacts get stuck at the Coulomb failure threshold to render the packing isostatic for any value of μ . If ϕ_{RLP}^0 is indeed the isostatic limit, then there should also exist a finite lowest boundary for RLP in the limit $\mu \rightarrow \infty$ as the contact number can't be lower than 4 for isostatic random sphere

packings. Again such a lower boundary has been seen in the two-dimensional simulations of [15].

Similar to the argument in [24] the requirements of being maximum loose and random are in some sense contradictory as it is possible to create looser packings by increasing the degree of order. E.g. by permeating crystals with self-avoiding “tunnels”, strictly jammed packings with ϕ as low as 0.494 can be created [25]. However for all known experimental and computer-simulation protocols to create arbitrary packings those loose ordered configurations are a set of zero measure. This implies that RLP (and similar Random Close packing) might also be well defined by a sharp drop in phase space density [26, 27, 28].

Conclusions. – The lower bound on the volume fraction of mechanically stable packings of frictional spheres depends on the pressure and the coefficient of friction but not on the diameter of the spheres. In the statistical mechanics approach to static granular media the configurational entropy is the logarithm of the number of mechanically stable configurations at a given volume fraction. The dependence of ϕ_{RLP} on friction and pressure implies that this number can not be determined from the configurational part of the phase space alone; the part spanned by the contact forces has to be considered too.

Acknowledgments. – We thank W.D. McCormick, Narayanan Menon, Charles Radin, Jack Swift, and the organizers and participants of the 2007 Aspen workshop on Jamming for helpful discussions. This work was supported in part by Robert A. Welch Foundation grant F-0805.

-
- [1] S. Edwards and R. Blumenfeld, in *Granular Physics*, edited by A. Mehta (Cambridge University Press, 2007).
 - [2] J. M. Valverde, M. A. S. Quintanilla, and A. Castellanos, *Phys. Rev. Lett.* **92**, 258303 (2004).
 - [3] J. M. Valverde and A. Castellanos, *Europhys. Lett.* **75**, 985 (2006).
 - [4] K. J. Dong, R. Y. Yang, R. P. Zou, and A. B. Yu, *Phys. Rev. Lett.* **96**, 145505 (2006).
 - [5] P. B. Umbanhowar and D. I. Goldman, *Am. J. Phys.* **74**, 720 (2006).
 - [6] H. A. Makse, D. L. Johnson, and L. M. Schwartz, *Phys. Rev. Lett.* **84**, 4160 (2000).
 - [7] C. S. O'Hern, S. A. Langer, A. J. Liu, and S. R. Nagel, *Phys. Rev. Lett.* **88**, 075507 (2002).
 - [8] C. S. O'Hern, L. E. Silbert, A. J. Liu, and S. R. Nagel, *Phys. Rev. E* **68**, 011306 (2003).
 - [9] H. P. Zhang and H. A. Makse, *Phys. Rev. E* **72**, 011301 (2005).
 - [10] G. Scott, *Nature* **188**, 908 (1960).
 - [11] R. Rutgers, *Nature* **193**, 465 (1962).
 - [12] G. Y. Onoda and E. G. Liniger, *Phys. Rev. Lett.* **64**, 2727 (1990).
 - [13] R. Ojha, N. Menon, and D. J. Durian, *Phys. Rev. E* **62**, 4442 (2000).
 - [14] M. Schröter, D. I. Goldman, and H. L. Swinney, *Phys. Rev. E* **71**, 030301(R) (2005).
 - [15] K. Shundyak, M. van Hecke, and W. van Saarloos, *Phys. Rev. E* **75**, 010301(R) (2007).
 - [16] A. Sakellariou, T. J. Sawkins, T. J. Senden, and A. Limaye, *Physica A* **339**, 152 (2004).
 - [17] T. Aste, T. D. Matteo, M. Saadatfar, T. J. Senden, M. Schröter, and H. L. Swinney, *Europhys. Lett.* **79**, 24003 (2007).
 - [18] M. Sperl, *Granular Matter* **8**, 59 (2006).
 - [19] L. Vanel and E. Clément, *Eur. Phys. J. B* **11**, 525 (1999).
 - [20] L. Vanel, P. Claudin, J.-P. Bouchaud, M. E. Cates, E. Clément, and J. P. Wittmer, *Phys. Rev. Lett.* **84**, 1439 (2000).
 - [21] T. S. Majmudar, M. Sperl, S. Luding, and R. P. Behringer, *Phys. Rev. Lett.* **98**, 058001 (2007).
 - [22] C. Brito and M. Wyart, *Europhys. Lett.* **76**, 149 (2006).
 - [23] Private communication: Narayanan Menon (2007).
 - [24] S. Torquato, T. M. Truskett, and P. G. Debenedetti, *Phys. Rev. Lett.* **84**, 2064 (2000).
 - [25] S. Torquato and F. H. Stillinger, *J. Appl. Phys.* **xx**, yy (2007).
 - [26] G.-J. Gao, J. Bławdziewicz, and C. S. O'Hern, *Physical Review E* **74**, 061304 (2006).

- [27] R. D. Kamien and A. J. Liu, Phys. Rev. Lett. **99**, 155501 (2007). [28] Private communication: Francesco Zamponi (2007).