

Evidence for higher order QED in e^+e^- pair production at RHIC

A. J. Baltz

Physics Department, Brookhaven National Laboratory, Upton, New York 11973

(Dated: October 25, 2007)

A new lowest order QED calculation for RHIC e^+e^- pair production has been carried out with a phenomenological treatment of the Coulomb dissociation of the heavy ion nuclei observed in the STAR ZDC triggers. The lowest order QED result for the experimental acceptance is nearly two standard deviations larger than the STAR data. A corresponding higher order QED calculation is consistent with the data.

PACS: 25.75.-q, 34.90.+q

In a recent publication data were presented by the RHIC STAR collaboration on “Production of e^+e^- pairs accompanied by nuclear dissociation in ultraperipheral heavy-ion collisions”[1]. In this publication the authors compared the experimental cross section σ with a lowest order QED calculation σ_{QED} and concluded that “At a 90% confidence level, higher-order corrections to the cross section, $\Delta\sigma = \sigma - \sigma_{QED}$ must be within the range $-0.5\sigma_{QED} < \Delta\sigma < 0.2\sigma_{QED}$ ”.

In this Letter, I will present a new lowest order QED cross section calculation result significantly larger than that presented in the STAR publication. This new lowest order QED cross section is now two standard deviations above the STAR experimental result. Furthermore, I find that a higher order QED calculation gives good agreement with the experimental result.

The STAR experimental cross sections are for a final state with an e^+e^- pair in combination with mutual nuclear excitation of both ions by the ions’ Coulomb fields observed in the Zero Degree Calorimeters (ZDC). Thus impact parameter dependent probabilities have to be calculated both for e^+e^- pair production and for mutual Coulomb dissociation of the ions.

The calculations presented here make use of the method of calculating the impact parameter dependent probability of producing e^+e^- pairs previously described[2]. Use of an appropriate gauge allowed the electromagnetic fields of colliding ions to be represented as colliding delta functions in the ultrarelativistic limit. The solution of the time-dependent Dirac equation for lepton pair production was thereby obtained in closed form. This solution contains higher order QED effects and goes to the known perturbative (lowest order) result in that limit. It is well known that photoproduction of e^+e^- pairs on a heavy target shows a negative (Coulomb) correction proportional to Z^2 that is well described by the Bethe-Maximon theory[3]. The calculated higher order heavy ion pair production cross sections show analogous reductions from perturbation theory.

The impact parameter (b) dependent amplitude presents a particular numerical challenge since it involves the a rapidly oscillating phase $\exp(i\mathbf{k} \cdot \mathbf{b})$ in the integral over the transverse momentum \mathbf{k} transferred from the ion to the lepton pair. The usual method of evaluating the

perturbative impact parameter dependent probability is to first square the amplitude and then integrate over the sum and difference of \mathbf{k} and \mathbf{k}' . Here I have integrated before squaring, and I deal with the rapid oscillations with the piecewise analytical integration method previously described[2], in particular Eq (A5-A7). In that previous b dependent calculation of the total cross section, half of the contribution comes from $b > 5000$ fm and contributions up to $b = 10^6$ fm are considered. Due to the large values of b contributing, that calculation was somewhat crude. However integration over b reproduced the known cross sections calculated with the b independent method or calculated from the very accurate analytical Racah formula[4] to about 3%. It can also be noted that the computed perturbative and eikonal b dependent probabilities in that paper were in relatively good agreement with calculations in the literature[5] available for $b < 7000$ fm.

In the present calculation although \mathbf{k} takes on large values scaled to the momenta of the produced pairs, the range of b considered is limited to under 100 fm by the mutual Coulomb dissociation requirement of the ZDC tagging. The calculated high momentum piece of the cross section was taken as described by the STAR experimentalists[1, 6]. Electron and positron tracks were required to have transverse momentum $p_T > 65$ MeV/c and pseudorapidity $|\eta| < 1.15$. In addition, at least one of the tracks was required to have momentum $p < 130$ MeV/c. Pairs were required to have masses 140 MeV $< M_{ee} < 265$ MeV, pair transverse momentum $P_T < 100$ MeV/c, and pair rapidity $|Y| < 1.15$. In the numerical calculations the mesh size (piece) over which the analytical \mathbf{k} integrations is taken was chosen such that doubling the number of mesh points (halving piecewise size) changed the computed result by less than 0.1%.

Several exploratory calculations were carried out to check the accuracy of the lowest order e^+e^- calculations in the high momentum ranges here considered. The same expression for the pair production amplitude, derived in the ultrarelativistic limit, is the basis for both impact parameter independent[7] and dependent[2] cross section expressions. The impact parameter independent calculation of the untagged cross section in an approximate STAR acceptance range carried out by Hencken,

Baur, and Trautmann[8], 0.322 b, was reproduced with a modified version of my impact parameter independent program[7], and with a version of the code LPAIR[9, 10], both to one percent accuracy.

The nuclear breakup was calculated using a phenomenological model based on photodissociation data as input for Weizsäcker-Williams calculations[11] for mutual Coulomb dissociation[12] that was found to successfully reproduce cross sections for mutual Coulomb dissociation observed in the zero degree calorimeters at RHIC[13]. This phenomenological approach to the nuclear breakup was further incorporated in successful calculations of tagged vector meson production probabilities at RHIC[14, 15].

In analogy with the previous tagged vector meson calculations[14] and STAR equivalent photon calculations[1], the cross section here is computed from the product of the pair production probability $P_{ee}(b)$, the Coulomb dissociation probability $P_{xx}(b)$, and a factor $\exp[-P_{nn}(b)]$ to exclude events where hadronic interactions occur

$$\sigma = 2\pi \int P_{xx}(b)P_{ee}(b) \exp[-P_{nn}(b)]bdb. \quad (1)$$

$P_{xx}(b)$ is the unitarized probability that both colliding nuclei suffer Coulomb dissociation

$$P_{xx}(b) = [1 - \exp(-P_C(b))]^2 \quad (2)$$

with $P_C(b)$ the non-unitarized probability of a single Coulomb excitation. The hadronic interaction probability $P_{nn}(b)$ is calculated in the usual Glauber manner from impact parameter dependent nuclear density (with Woods-Saxon shape $R=6.38$ fm $a=.535$ for Au) overlap and a nucleon-nucleon cross section of 52 mb for the RHIC center of mass energy of 200 GeV. In calculating the pair production probability $P_{ee}(b)$ an analytical elastic form factor was employed

$$F(q) = \frac{3}{(qr)^3} [\sin(qr) - qr \cos(qr)] \left[\frac{1}{1 + a^2 r^2} \right] \quad (3)$$

with a hard sphere radius $r = 6.5$ fm and Yukawa potential range $a = 0.7$ fm. This form very closely reproduces the Fourier transformation of the Au density with the Woods-Saxon parameters mentioned above[16]. Test calculations with an alternative form factor that has been utilized in the literature[17] for analytical simplicity, the dipole form with $\Lambda = 83$ MeV/c, gave results in agreement with those making use of the analytical Woods-Saxon form to one percent.

The lowest order QED calculation (1.9 mb) used by STAR for comparison with data (1.6 mb) mentioned above made use of an approximate analytical treatment of the Coulomb dissociation[8] combined with lowest order QED for the pair production. An alternate lowest order calculation (2.1 mb) presented by the STAR

authors made use of the realistic Coulomb dissociation phenomenology[11, 12, 14] observed in the ZDC triggers such as adopted in the calculations here but with an equivalent photon QED calculation of the e^+e^- pairs. Both these calculations left something to be desired. The lowest order QED calculation, made use of an overly simplified approximation to the Coulomb dissociation phenomenology and involved choosing an arbitrary lower cutoff for the impact parameter integration. The equivalent photon calculation, did not include photon virtuality. The QED calculations presented here, both lowest order and higher order, have neither of these shortcomings.

It is useful to change variables for the impact parameter integration in order that the contribution to the cross section is a smooth function of a variable that goes to zero at the high and low end. Choose a new variable $u = (b_1/b)^{3/2}$ and for convenience set b_1 equal to 13 fm. Figure 1 shows the contribution to the cross section as a function of u . It is interesting to note that although

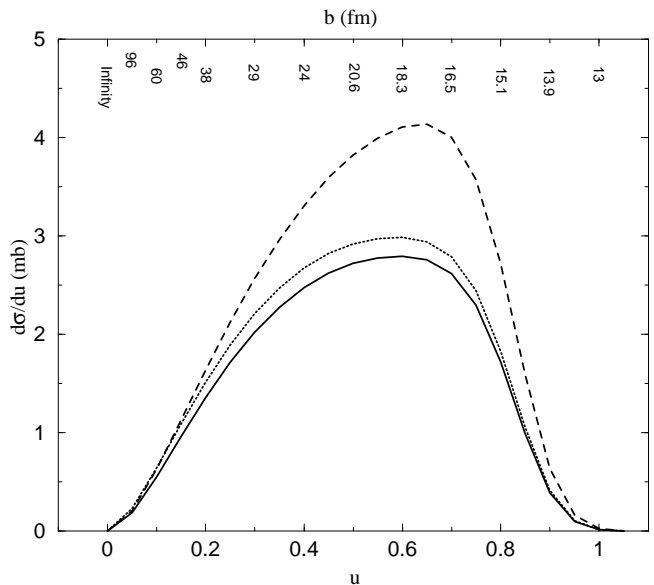


FIG. 1: Tagged pair production cross section as a function of u . Corresponding values of the impact parameter b are indicated next to tick marks at the top. The dashed line is for the lowest order QED calculation, the solid line for the higher order QED calculation, and the dotted line for an eikonal higher order QED calculation.

the original simple eikonal inclusion of higher order effects gives the same result as perturbation theory for untagged pair production, the weighting of low impact parameter pairs due to the Coulomb dissociation of the STAR acceptance lead to an eikonal higher order result that differs from perturbation theory. Between $b = 46$ and $b = 60$ the eikonal result crosses over from being below the perturbation theory result at low b to above the perturbation theory result at high b . This crossover has

been noted at about 3000 fm in numerical calculations of the total e^+e^- pair production probability at RHIC[2, 5].

The integrated lowest order QED cross section is 2.34 mb for the STAR acceptance. This is nearly two standard deviations higher than the STAR experimental result of $1.65 \pm 0.23(\text{stat}) \pm 0.30(\text{syst})$ mb[6]. The corresponding higher order QED calculation result of 1.67 mb is consistent with the STAR data. Thus the STAR data seem to provide some evidence of higher order QED in ultra-relativistic heavy ion reactions. The integrated eikonal result, 1.80 mb, is also significantly reduced from the lowest order perturbative result.

I would emphasize that the higher order QED result here was calculated with the same physical cutoff of the transverse potential that restored the Coulomb corrections to calculations of the total cross section[7], qualitatively consistent with the approximate higher order calculations carried out by Ivanov, Schiller and Serbo[18] and by Lee and Milstein[19, 20]. In particular, the higher order QED effect from the physical cutoff was shown numerically to go over to the Coulomb correction result of Lee and Milstein in their small \mathbf{k} expansion limit[21]. The eikonal result makes use of the original formulation of Baltz and McLerran[22] and of Segev and Wells[23, 24] (first calculated numerically by Hencken, Trautmann, and Baur[5]) that was not consistent with the more proper regularization of Lee and Milstein.

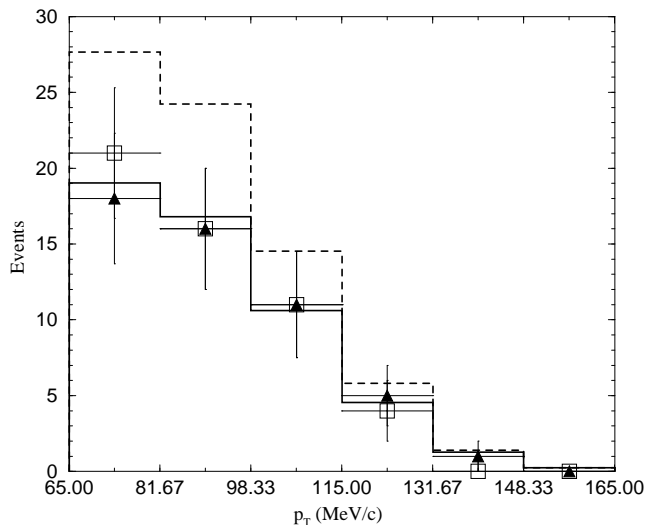


FIG. 2: p_T spectra for the produced positrons and electrons. Squares are the number of positrons and triangles electrons. The dashed line is the lowest order QED calculation and the solid line higher order QED.

Figure 2 is a comparison of the p_T spectra for the number of produced positrons and electrons. A total of 52 events was observed in the STAR acceptance. The dashed line represents the number of expected positrons or electrons within each bin calculated in lowest order

QED. The solid line represents the corresponding expected numbers from the higher order QED calculation. Obviously the higher order calculation is in good agreement with the data, while the lowest order calculation overpredicts.

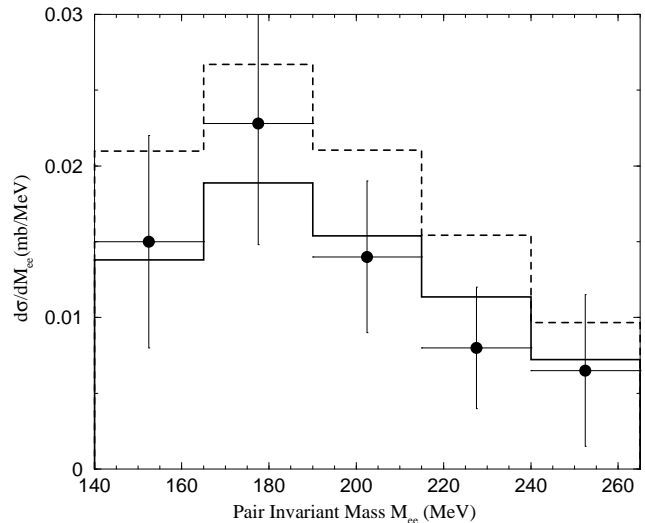


FIG. 3: The pair equivalent mass distribution.

Figure 3 shows pairs cross section data (filled circles) as a function of the pairs invariant mass to be more consistent with the solid line higher order QED calculation than with the dashed line lowest order QED. Likewise the data shown as a function of the pair momentum in Figure 4 show good agreement with the higher order QED calculation but are below the lowest order calculation.

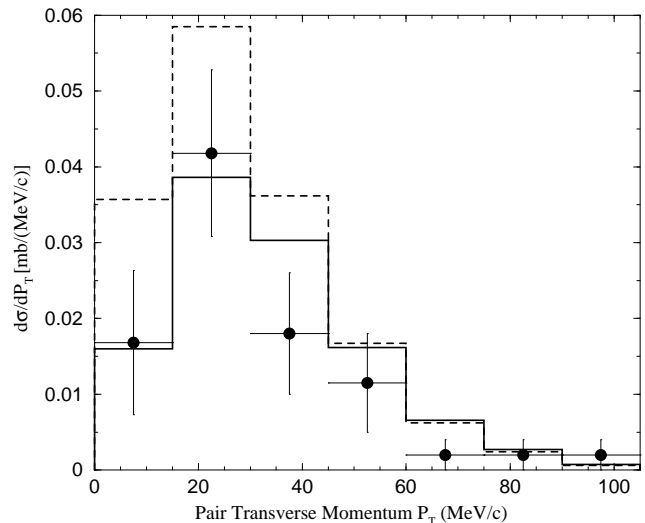


FIG. 4: The pair P_T spectrum.

In these calculations it has been as crucial to get the overall normalization of the lowest order QED calculation

correct as to calculate the reduction due to higher order effects. This normalization depended on reliable QED pair production calculations, reliable Coulomb dissociation calculations, and faithful reproduction of the STAR experimental momentum cuts. But if these calculations are accepted as reliable, then the above comparison of the QED calculations with the STAR data provides the first evidence of higher order QED in relativistic heavy ion reactions.

In the planning stages of RHIC a workshop was held at Brookhaven on the topic “Can RHIC be used to test QED?” [25] A recent paper concluded, “We think that after about 17 years the answer to this question is ‘no’.” [26] The present results indicate that the answer may turn out to be ‘yes’.

I would like to acknowledge helpful communications with Spencer Klein and Dariusz Bocian.

This manuscript has been authored under Contract No. DE-AC02-98CH10886 with the U. S. Department of Energy.

-
- [1] STAR Collaboration, J. Adams *et al.*, Phys. Rev. C **70**, 031902(R) (2004).
 [2] A. J. Baltz, Phys. Rev. C **74**, 054903 (2006).
 [3] H. A. Bethe and L. C. Maximon, Phys. Rev. **93**, 768 (1954); Handel Davies, H. A. Bethe and L. C. Maximon, Phys. Rev. **93**, 788 (1954).
 [4] G. Racah, Nuovo Cimento **14**, 93 (1937).
 [5] Kai Hencken, Dirk Trautmann, and Gerhard Baur, Phys. Rev. C **59**, 841 (1999).
 [6] V. B. Morozov, Ph.D dissertation, University of California at Berkeley, 2003, nucl-ex/0403002.
 [7] A. J. Baltz, Phys. Rev. C **71**, 024901 (2005).
 [8] Kai Hencken, Gerhard Baur, and Dirk Trautmann, Phys. Rev. C **69**, 054902 (2004).
 [9] D. Bocian and K. Piotrkowski, Acta Phys. Polon. B **35**, 2417 (2004).
 [10] J. A. M. Vermaseren, Nucl. Phys **B229**, 347 (1983).
 [11] A. J. Baltz, M. J. Rhoades-Brown, and J. Weneser, Phys. Rev. E **54**, 4233 (1996)
 [12] A. J. Baltz, C. Chasman, and S. N. White, Nucl. Instrum. Methods Phys. Res., Sect. A **417**, 1 (1998).
 [13] Mickey Chiu, Alexei Denisov, Edmundo Garcia, Judith Katzy, Andrei Makeev, Michael Murray, and Sebastian White, Phys. Rev. Lett. **89**, 012302 (2002).
 [14] Anthony J. Baltz, Spencer R. Klein, and Joakim Nystrand, Phys. Rev. Lett. **89**, 012301 (2002).
 [15] STAR Collaboration, J. Adams *et al.*, Phys. Rev. Lett. **89**, 272302 (2002).
 [16] Spencer R. Klein, and Joakim Nystrand, Phys. Rev. C **60**, 014903 (1999).
 [17] Kai Hencken, Dirk Trautmann, and Gerhard Baur, Phys. Rev. A **49**, 1584 (1994).
 [18] D. Yu. Ivanov, A. Schiller, and V. G. Serbo, Phys. Lett. B **454**, 155 (1999).
 [19] R. N. Lee and A. I. Milstein, Phys. Rev. A **61**, 032103 (2000).
 [20] R. N. Lee and A. I. Milstein, Phys. Rev. A **64**, 032106 (2001).
 [21] A. J. Baltz, Phys. Rev. C **68**, 034906 (2003).
 [22] Anthony J. Baltz and Larry McLerran, Phys. Rev. C **58**, 1679 (1998).
 [23] B. Segev and J. C. Wells, Phys. Rev. A **57**, 1849 (1998).
 [24] B. Segev and J. C. Wells, Phys. Rev. C **59**, 2753 (1999).
 [25] M. Fatyga, M. Rhoades-Brown, and M. Tannenbaum, BNL 52247 (1990).
 [26] Gerhard Baur, Kai Hencken, and Dirk Trautmann, arXiv:0706.0654 [nucl-th] (2007).