

Determining the WIMP Mass from Direct Dark Matter Detection Data

Chung-Lin Shan^{1a} and Manuel Drees^{1b}

Physikalisches Inst. der Univ. Bonn, Nussallee 12, 53115 Bonn, Germany

November 9, 2018

Abstract. Weakly interacting massive particles (WIMPs) are one of the leading candidates for Dark Matter. So far we can use direct Dark Matter detection to estimate the mass of halo WIMPs only by fitting predicted recoil spectra to future experimental data. Here we develop a model-independent method for determining the WIMP mass by using experimental data directly. This method is independent of the as yet unknown WIMP density near the Earth as well as of the WIMP–nuclear cross section and can be used to extract information about WIMP mass with $\mathcal{O}(50)$ events.

PACS. 95.35.+d Dark Matter – 29.85.Fj data analysis

1 Introduction

Today astrophysicists have strong evidence [1]–[5] to believe that a large fraction (more than 80%) of the matter in the Universe is dark (i.e., interacts at most very weakly with electromagnetic radiation). The dominant component of this cosmological Dark Matter (DM) must be due to some yet to be discovered, non–baryonic particles. Weakly interacting massive particles (WIMPs) χ with masses between 10 GeV and a few TeV are one of the leading candidates for DM [6].

Currently, the most promising method to detect different WIMP candidates is the direct detection of the recoil energy deposited in a low–background laboratory detector by elastic scattering of ambient WIMPs off the target nuclei [7], [8]. The differential rate for elastic WIMP–nucleus scattering is given by [6]:

$$\frac{dR}{dQ} = \mathcal{A} F^2(Q) \int_{v_{\min}}^{\infty} \left[\frac{f_1(v)}{v} \right] dv. \quad (1)$$

Here R is the direct detection event rate, i.e., the number of events per unit time and unit mass of detector material, Q is the energy deposited in the detector, $F(Q)$ is the elastic nuclear form factor, and $f_1(v)$ is the one–dimensional velocity distribution function of the WIMPs impinging on the detector. The constant coefficient \mathcal{A} is defined as

$$\mathcal{A} \equiv \frac{\rho_0 \sigma_0}{2m_\chi m_{r,N}^2}, \quad (2)$$

where ρ_0 is the WIMP density near the Earth and σ_0 is the total cross section ignoring the form factor

suppression. The reduced mass $m_{r,N}$ is defined by

$$m_{r,N} \equiv \frac{m_\chi m_N}{m_\chi + m_N}, \quad (3)$$

where m_χ is the WIMP mass and m_N that of the target nucleus. Finally, v_{\min} is the minimal incoming velocity of incident WIMPs that can deposit the energy Q in the detector:

$$v_{\min} = \alpha \sqrt{Q}, \quad (4)$$

where we define

$$\alpha \equiv \sqrt{\frac{m_N}{2m_{r,N}^2}}. \quad (5)$$

So far most theoretical analyses of direct WIMP detection have predicted the detection rate for a given (class of) WIMP(s), based on a specific model of the galactic halo. This can be used to estimate the mass of halo WIMPs only by fitting the predicted recoil spectra to future experimental data, e.g., [9]. The goal of our work is to develop methods which allow to extract information on halo WIMPs by using the experimental data directly. In our earlier work [10] we used a time–averaged recoil spectrum, assumed that no directional information exists, and derived an expression for estimating moments of the normalized one–dimensional velocity distribution function of halo WIMPs:

$$\begin{aligned} \langle v^n \rangle &\equiv \int_{v_{\min}(Q_{\text{thre}})}^{\infty} v^n f_1(v) dv \\ &= \alpha^n \left[\frac{2Q_{\text{thre}}^{(n+1)/2} r_{\text{thre}} + (n+1) I_n F^2(Q_{\text{thre}})}{2Q_{\text{thre}}^{1/2} r_{\text{thre}} + I_0 F^2(Q_{\text{thre}})} \right], \end{aligned} \quad (6)$$

where Q_{thre} is the threshold energy of the detector, $r_{\text{thre}} \equiv (dR/dQ)_{Q=Q_{\text{thre}}}$ is an estimated value of the

^a Email: cshan@th.physik.uni-bonn.de

^b Email: drees@th.physik.uni-bonn.de

scattering spectrum at $Q = Q_{\text{thre}}$. I_n can be either determined from a given expression (e.g., a fit to data) for the recoil spectrum:

$$I_n = \int_{Q_{\text{thre}}}^{\infty} \frac{Q^{(n-1)/2}}{F^2(Q)} \left(\frac{dR}{dQ} \right) dQ, \quad (7)$$

or estimated directly from the measured recoil energy:

$$I_n = \sum_a \frac{Q_a^{(n-1)/2}}{F^2(Q_a)}, \quad (8)$$

where the sum runs over all events in the data set. Note that all these expressions are independent of the as yet unknown WIMP density near the Earth as well as of the WIMP–nucleus cross section. (More details about the reconstruction of the velocity distribution function of halo WIMPs and the estimate of its moments as well as all formulae needed can be found in Ref. [10].)

2 Determining the WIMP mass

In this section we present a method for determining the WIMP mass based on the estimate of the moments $\langle v^n \rangle$ from two (or more) experimental data sets with different target materials. The basic idea is that, from independent direct WIMP detection experiments with different target nuclei, the measured recoil spectra should lead to the same (moments of the) velocity distribution function of incident WIMPs, when the threshold energies of these experiments are low enough. Note that this can be done *independent of the detailed particle physics model*, which determines the value of σ_0 for the target nuclei. However, one will need to know the form factor of each target nucleus, which strongly depends on whether spin–dependent or spin–independent interaction dominates.

Moreover, as shown in Ref. [10], because data binning is not required for estimate of the moments $\langle v^n \rangle$, some non–trivial information can already be extracted from $\mathcal{O}(20)$ events, it thus seems reasonable to expect that one can also obtain meaningful information about the WIMP mass with pretty few events.

2.1 Neglecting threshold energies

For the case that the threshold energy Q_{thre} can be neglected, the n –th moment of the velocity distribution function, $\langle v^n \rangle$, in Eq.(6) can be reduced to

$$\langle v^n \rangle = \alpha_X^n \left[\frac{(n+1)I_{n,X}}{I_{0,X}} \right] = \alpha_Y^n \left[\frac{(n+1)I_{n,Y}}{I_{0,Y}} \right], \quad (9)$$

where X and Y are two target nuclei, $I_{n,X}$, $I_{0,X}$ and so on can be estimated by Eq.(7) or (8). Note that the form factor $F^2(Q)$ in Eq.(7) or (8) for estimating $I_{n,X}$ and $I_{n,Y}$ are different. According to the definition of α in Eq.(5) with the expression of the reduced mass

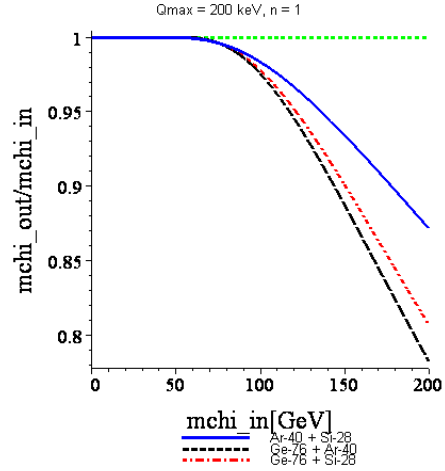


Fig. 1. The curves show the ratios of the reproduced WIMP masses estimated by Eq.(10) with different combinations of target nuclei to the input (true) one as functions of the input WIMP mass. The theoretical predicted recoil spectrum for the shifted Maxwellian velocity distribution function [6], [10] with the Woods–Saxon form factor [11], [6] has been used ($m_N = 70.6 \text{ GeV}/c^2$ for ^{76}Ge , $v_0 = 220 \text{ km/s}$, $v_e = 231 \text{ km/s}$). The solid (blue) line, the dashed (black) line, and the dash–dotted (red) line are for $^{40}\text{Ar} + ^{28}\text{Si}$, $^{76}\text{Ge} + ^{40}\text{Ar}$, and $^{76}\text{Ge} + ^{28}\text{Si}$ combination, respectively.

$m_{r,N}$ in Eq.(3), and using some simple algebra, one can solve the WIMP mass as

$$m_\chi = \frac{\sqrt{m_X m_Y} - m_X \mathcal{R}_n}{\mathcal{R}_n - \sqrt{m_X/m_Y}}, \quad (10)$$

where we have defined

$$\mathcal{R}_n \equiv \frac{\alpha_Y}{\alpha_X} = \left(\frac{I_{n,X}}{I_{0,X}} \cdot \frac{I_{0,Y}}{I_{n,Y}} \right)^{1/n}, \quad n \neq 0, -1. \quad (11)$$

Fig. 1 shows the ratios of the reproduced WIMP masses estimated by Eq.(10) with different combinations of target nuclei to the input (true) one as functions of the input WIMP mass. ^{28}Si , ^{40}Ar , and ^{76}Ge have been chosen as three target nuclei and thus three combinations for \mathcal{R}_n defined in Eq.(11) with $n = 1$ are shown. \mathcal{R}_n has been estimated by the integral form of I_n in Eq.(7) with a maximal measuring energy of 200 keV. In Fig. 1 we can see obviously a deviation of the reproduced WIMP mass from the input (true) one as input $m_\chi \gtrsim 60 \text{ GeV}/c^2$. The heavier the nuclear masses of two target nuclei, the larger the deviation from the true WIMP mass. This is caused by introducing the maximal measuring energy for estimating I_n . For $n = 1$ and input $m_\chi = 200 \text{ GeV}/c^2$, the deviation with $Q_{\text{max}} = 200 \text{ keV}$ is around 20%. However, for input $m_\chi \lesssim 120 \text{ GeV}/c^2$, this deviation will be less than 5%, and if $Q_{\text{max}} = 250 \text{ keV}$ or 300 keV , this deviation will be reduced to 10% or even only 5%.

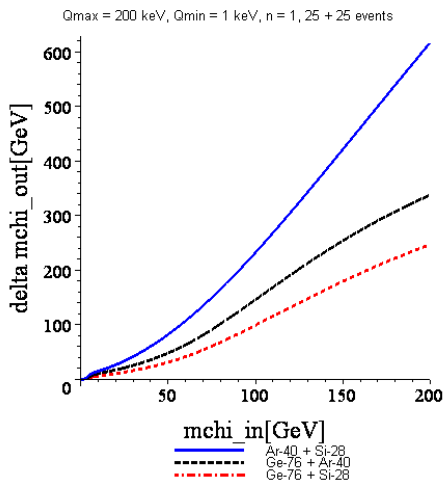


Fig. 2. The curves show the statistical errors estimated by Eq.(12) with different combinations of target nuclei as functions of the input WIMP mass. Each experiment has 25 events, i.e., totally 50 events. Parameters and indications of the lines as in Fig. 1.

Furthermore, the statistical error on the reproduced WIMP mass can be obtained from Eq.(10) directly as

$$\sigma(m_\chi) = \frac{\mathcal{R}_n \sqrt{m_X/m_Y} |m_X - m_Y|}{|n| \left(\mathcal{R}_n - \sqrt{m_X/m_Y} \right)^2} \times \left[\frac{\sigma^2(I_{n,X})}{I_{n,X}^2} + \frac{\sigma^2(I_{0,X})}{I_{0,X}^2} - \frac{2\text{cov}(I_{0,X}, I_{n,X})}{I_{0,X} I_{n,X}} + (X \rightarrow Y) \right]^{1/2}. \quad (12)$$

The formulae for estimating $\sigma^2(I_{n,X}) = \text{cov}(I_{n,X}, I_{n,X})$, $\text{cov}(I_{0,X}, I_{n,X})$ and so on can be found in Ref. [10].

Fig. 2 shows the $1-\sigma$ statistical errors estimated by Eq.(12) with three different combinations of target nuclei as functions of the input (true) WIMP mass. Each experiment has 25 events, i.e., totally 50 events. Note that, in order to estimate $\text{cov}(I_n, I_m)$ above, a threshold energy $Q_{\min} = 1$ keV for both nuclei has been given. In Fig. 2 we can observe that *the larger the mass difference between two detector nuclei, the smaller the statistical error will be*. Hence, the combination with the largest mass difference, $^{76}\text{Ge} + ^{28}\text{Si}$, will have the smallest statistical error. On the other hand, despite of the factor $1/|n|$ in Eq.(12), it has been found that the statistical errors increase generally with increasing n . Hence, $n = 1$ should be the best choice for m_χ and $\sigma(m_\chi)$ in Eqs.(10) and (12), respectively.

Figs. 3 show the reproduced WIMP mass with the $1-\sigma$ statistical error by using ^{76}Ge and ^{28}Si as two target nuclei as a function of the input (true) WIMP mass. From the upper frame, it can be found that, despite of the very few (25 + 25, totally 50) events and correspondingly very large statistical error, for $m_\chi \leq 100$ GeV/ c^2 , one can already extract some meaningful information on the WIMP mass. For example, for

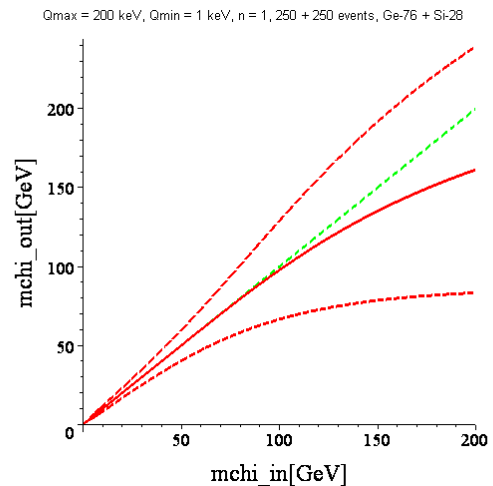
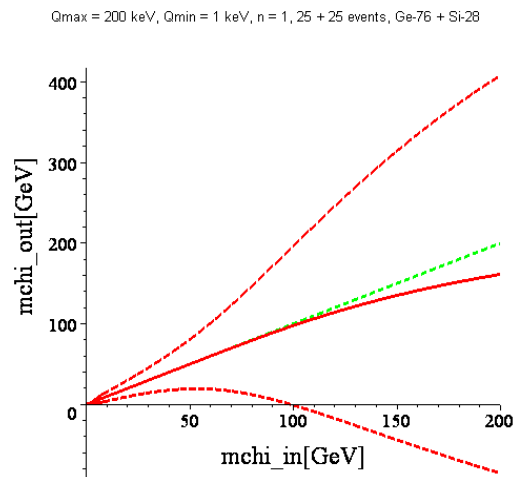


Fig. 3. The reproduced WIMP mass with the statistical error by using ^{76}Ge and ^{28}Si as two target nuclei as a function of the input WIMP mass. The solid (red) line indicates the reproduced WIMP mass estimated by Eq.(10), the dashed (red) lines indicate the $1-\sigma$ statistical error estimated by Eq.(12). The straight dash-dotted (green) line indicates the input (true) WIMP mass. Each experiment has 25 (250) events, i.e., totally 50 (500) events, in the upper (lower) frame. Parameters as in Fig. 1.

$m_\chi = 25$ GeV/ c^2 and $m_\chi = 50$ GeV/ c^2 , we will reproduce $m_\chi \simeq (25 \pm 13)$ GeV/ c^2 and $m_\chi \simeq (50 \pm 31)$ GeV/ c^2 . For the case with 500 (250 + 250) total events, the statistical error will be reduced to less than 5 and 10 GeV/ c^2 , respectively! Certainly, as shown in the lower frame of Figs. 3, for the case with 500 total events, the deviation of the reproduced WIMP mass from the input one becomes important. Nevertheless, in practice, an experiment with more than 200 events should have a larger maximal measuring energy, and, as discussed above, the deviation can (should) be strongly reduced.

For the simplified simulations with the integral form of I_n presented above, the event numbers from both experiments have been considered to be equal. Practi-

cally experiments with the higher mass nuclei, e.g., Ge or Xe, are expected to be measured (much) more signal events. However, some detailed simulations show that, the reproduced WIMP mass with the statistical uncertainty estimated by two experiments with different maximal measuring energies and different exposures, or, equivalently, different event numbers, will be modified only slightly from that shown in Figs. 3. Moreover, a detailed analysis of contributions from different terms of $\sigma(m_\chi)$ show that one *can not* reduce the statistical error of m_χ estimated by Eq.(12) by *improving only one experiment* with even very large event number, since the contribution from the other (poor) experiment will dominate the error.

2.2 Taking into account threshold energies

For the case that Q_{thre} in Eq.(6) can not be neglected, \mathcal{R}_n defined in Eq.(11) should be modified to the following general form:

$$\mathcal{R}_n = \left[\frac{2Q_{\text{thre},X}^{(n+1)/2} r_{\text{thre},X} + (n+1)I_{n,X} F_X^2(Q_{\text{thre},X})}{2Q_{\text{thre},X}^{1/2} r_{\text{thre},X} + I_{0,X} F_X^2(Q_{\text{thre},X})} \right]^{1/n} \times (X \rightarrow Y)^{-1}, \quad (13)$$

where $n \neq 0$. In this general form of \mathcal{R}_n there are totally six variables: $r_{\text{thre},X}$, $I_{n,X}$, $I_{0,X}$ and the other three for nucleus Y . This should generally produce a larger statistical error than that estimated by Eq.(12) due to the contribution from r_{thre} . However, one can practically reduce the number of variables by choosing $n = -1$:

$$\mathcal{R}_{-1} = \frac{r_{\text{thre},Y}}{r_{\text{thre},X}} \left[\frac{2Q_{\text{thre},X}^{1/2} r_{\text{thre},X} + I_{0,X} F_X^2(Q_{\text{thre},X})}{2Q_{\text{thre},Y}^{1/2} r_{\text{thre},Y} + I_{0,Y} F_Y^2(Q_{\text{thre},Y})} \right]. \quad (14)$$

3 Summary and Conclusions

In this paper we have presented a method which allows to extract information on the WIMP mass from the recoil energy measured in elastic WIMP–nucleus scattering experiments directly. In the long term this information can be used to constrain e.g., SUSY models in the elementary particle physics and compare with information from future collider experiments.

Our method for determining the WIMP mass by combining two (or more) experiments with different detector materials is independent of the as yet unknown WIMP density near the Earth as well as of the WIMP–nucleus cross section. The only information which one needs is the measured recoil energy.

Due to the maximal measuring energy of the detector, there will be a deviation of the reproduced WIMP mass from the true one. Nevertheless, for experiments with very few events and thus a quite large statistical error in the near future, this deviation should not

affect the reproduced WIMP mass very significantly. Moreover, the numerical analysis shows also that, for WIMP masses $\leq 100 \text{ GeV}/c^2$ some meaningful information on the WIMP mass can already be extracted from $\mathcal{O}(50)$ total (each experiment $\mathcal{O}(25)$) events.

The analyses of this work are based on several simplified assumptions. First, all experimental systematic uncertainties, as well as the uncertainty on the measurement of the recoil energy have been ignored. Comparing with large statistical uncertainty this should be a quite good approximation. Second, the analysis treats each recorded event as signal, i.e., background has been ignored altogether. This may in fact not be unrealistic for modern detectors. Third, each detector consists of a single isotope. This is quite realistic for the semiconductor detectors. For detectors containing more than one nucleus, by simultaneously measuring two signals, one might be able to tell on an event-by-event basis which kind of nucleus has been struck.

Acknowledgments

This work was partially supported by the Marie Curie Training Research Network ‘‘UniverseNet’’ under contract no. MRTN-CT-2006-035863, as well as by the European Network of Theoretical Astroparticle Physics ENTApP ILIAS/N6 under contract no. RII3-CT-2004-506222.

References

1. F. Zwicky, *Helv. Phys. Acta* **6**, (1933) 110; S. Smith, *Astrophys. J.* **83**, (1936) 23.
2. V. C. Rubin and W. K. Ford, *Astrophys. J.* **159**, (1970) 379; S. M. Faber and J. S. Gallagher, *Annu. Rev. Astron. Astrophys.* **17**, (1979) 135; V. C. Rubin, W. K. Ford, and N. Thonnard, *Astrophys. J.* **238**, (1980) 471; K. G. Begeman, A. H. Broeils, and R. H. Sanders, *Mon. Not. R. Astron. Soc.* **249**, (1991) 523; R. P. Olling and M. R. Merrifield, *Mon. Not. R. Astron. Soc.* **311**, (2000) 361.
3. M. Fich and S. Tremaine, *Annu. Rev. Astron. Astrophys.* **29**, (1991) 409.
4. WMAP Collab., D. N. Spergel *et al.*, *Astrophys. J. Suppl.* **170**, (2007) 377.
5. D. Clowe *et al.*, [astro-ph/0608407](#); D. Clowe, S. W. Randall and M. Markevitch, [astro-ph/0611496](#).
6. G. Jungman, M. Kamionkowski, and K. Griest, *Phys. Rep.* **267**, (1996) 195; G. Bertone, D. Hooper, and J. Silk, *Phys. Rep.* **405**, (2005) 279.
7. M. W. Goodman and E. Witten, *Phys. Rev. D* **31**, (1985) 3059; I. Wassermann, *Phys. Rev. D* **33**, (1986) 2071; K. Griest, *Phys. Rev. D* **38**, (1988) 2357; P. F. Smith and J. D. Lewin, *Phys. Rep.* **187**, (1990) 203.
8. A. K. Drukier, K. Freese, and D. N. Spergel, *Phys. Rev. D* **33**, (1986) 3495; K. Freese, J. Frieman, and A. Gould, *Phys. Rev. D* **37**, (1988) 3388.
9. A. M. Green, *JCAP* **0708**, (2007) 022.
10. M. Drees and C. L. Shan, *JCAP* **0706**, (2007) 011.
11. J. Engel, *Phys. Lett. B* **264**, (1991) 114.