

A *Posteriori* Equivalence: A New Perspective for Design of Optimal Channel Shortening Equalizers

Raman Venkataramani *Member, IEEE*, and M. Fatih Erden *Member, IEEE*

Abstract—The problem of channel shortening equalization for optimal detection in ISI channels is considered. The problem is to choose a linear equalizer and a partial response target filter such that the combination produces the best detection performance. Instead of using the traditional approach of MMSE equalization, we directly seek all equalizer and target pairs that yield optimal detection performance in terms of the sequence or symbol error rate. This leads to a new notion of a *posteriori* equivalence between the equalized and target channels with a simple characterization in terms of their underlying probability distributions. Using this characterization we show the surprising existence of an infinite family of equalizer and target pairs for which any maximum *a posteriori* (MAP) based detector designed for the target channel is simultaneously MAP optimal for the equalized channel. For channels whose input symbols have equal energy, such as q -PSK, the MMSE equalizer designed with a monic target constraint yields a solution belonging to this optimal family of designs. Although, these designs produce IIR target filters, the ideas are extended to design good FIR targets. For an arbitrary choice of target and equalizer, we derive an expression for the probability of sequence detection error. This expression is used to design optimal FIR targets and IIR equalizers and to quantify the FIR approximation penalty.

Index Terms—Intersymbol interference, linear equalization, channel shortening, partial response, target design, MAP detection, decision feedback.

I. INTRODUCTION

The problem of designing channel shortening equalizers for maximum-likelihood sequence detection in inter-symbol interference (ISI) channels has been widely studied [1–5]. The function of the equalizer is to modify the channel response to reduce the length of the ISI in the system thereby reducing the complexity of the sequence detector. Traditionally, the equalizer is designed so that the equalized channel response approximates a pre-specified short FIR sequence called the *partial response* (PR) target. Two commonly studied classes of equalizers are the zero-forcing equalizer (ZFE) and the minimum mean-squared error (MMSE) equalizer. The ZFE forces the equalized channel response to match the target response exactly. The undesired effect of zero forcing is that it colors the noise spectrum and may amplify the noise significantly. In contrast, the MMSE equalizer minimizes the variance of the equalization error, but the error is signal dependent. In both cases the goal is to make the equalized channel response *close* to the target response. However, the ultimate goal of the channel shortening equalization ought to be a detection performance measure such as the sequence or symbol error rate.

In this work we take a revisit of the problem of equalizer design in the context of optimal (MAP) detection of the input. The main contribution of this paper is a new perspective for the problem of channel shortening equalization in terms of the underlying *a posteriori* probabilities (APPs) rather than the traditional approach of using the MMSE equalization error as the criterion [1–6]. We pose the question: *In what sense should the target channel be equivalent to the equalized channel to achieve best detection performance?* The answer to this question naturally leads us to a new notion of a *posteriori* equivalence (APE) between the equalized channel and the target channel. We show that this form of equivalence, which is expressed in terms of their underlying *a posteriori* probabilities, guarantees no performance loss due to equalization compared to the optimal detector for the original channel. This result thus provides a new recipe for equalizer and target design, which is different from the heuristic approach of matching the responses of the target and the equalized channel. We also prove that there is a family of IIR equalizers and targets which guarantee APE.

This paper is organized as follows. In Sections II and III we review the background material on optimal sequence detection and linear equalization. In Section IV we consider the problem of sequence detection for the equalized channel. We present our main theoretical results including a *posteriori* equivalence and its algebraic characterization. In Section V we consider practical implications of our results. In particular, we show that the MMSE equalizer designed with a monic target constraint yields an optimal solution for ISI channels when the input symbols have equal energy. Unfortunately, the equivalence conditions usually hold only for IIR targets, making the results somewhat useless for channel shortening. However, in Section VI we extend the results to FIR target design where we seek the best FIR target and IIR equalizer with a small but acceptable “FIR approximation penalty.” We derive an expression for the sequence detection error rate, and use this as a performance measure for the filter design. For simplicity of the analysis we consider only IIR equalizers. The problem of FIR equalizer design would entail the additional task of optimizing the processing delay. We refer the reader to [6–8] for the problem on optimizing the processing delay for systems using MMSE equalization. A similar analysis related to FIR equalizer design would be equally important in our problem, but is beyond the scope of this paper. Finally, in Section VII we apply our theory to an example ISI channel with binary and non-binary inputs to confirm our predictions through computer simulation.

A. Definitions and Notation

Let \mathbf{a} denote a discrete-time sequence $\{a_n : n \in \mathbb{Z}\}$. If \mathbf{a} has finite energy its discrete-time Fourier transform is defined as

$$\mathcal{F}\{\mathbf{a}\} = A(\omega) = \sum_n a_n e^{-jn\omega}.$$

The convolution of two sequences \mathbf{a} and \mathbf{b} is denoted by $\mathbf{c} = \mathbf{a} \star \mathbf{b}$:

$$c_n = \sum_m a_m b_{n-m}.$$

Let δ denote the discrete delta function: $\delta_n = 0$ for $n \neq 0$ and $\delta_0 = 1$. Define the inner product between two sequences \mathbf{a} and \mathbf{b} as

$$\langle \mathbf{a}, \mathbf{b} \rangle = \sum_n a_n^* b_n = \frac{1}{2\pi} \int_{-\pi}^{\pi} A^*(\omega) B(\omega) d\omega$$

where $*$ denotes complex conjugation for scalars or conjugate-transposition for matrices. Thus, the norm of \mathbf{a} is

$$\|\mathbf{a}\| = \langle \mathbf{a}, \mathbf{a} \rangle^{1/2}.$$

Given a sequence \mathbf{a} , let $\check{\mathbf{a}}$ be obtained by time-reversal and conjugation of \mathbf{a} , i.e.,

$$\check{a}_n = a_{-n}^*.$$

The Fourier transform of $\check{\mathbf{a}}$ is $A^*(\omega)$. Thus, we readily obtain the following identity:

$$\langle \mathbf{a} \star \mathbf{b}, \mathbf{c} \rangle = \langle \mathbf{b}, \check{\mathbf{a}} \star \mathbf{c} \rangle \quad (1)$$

i.e., the adjoint of the convolution operation with \mathbf{a} is convolution with $\check{\mathbf{a}}$.

Let \mathbf{x} and \mathbf{y} denote real or complex stationary random processes. The cross-correlation function is defined by

$$r_n^{xy} = \zeta^{-1} \mathbb{E}(x_{m+n} y_m^*)$$

where $\mathbb{E}(\cdot)$ denotes expectation and ζ is the number of real dimensions per sample, i.e., $\zeta = 1$ for real processes and $\zeta = 2$ for complex ones. The autocorrelation of \mathbf{x} is obtained by setting $\mathbf{y} = \mathbf{x}$. The power spectral density of \mathbf{x} is $S_x(\omega) = \mathcal{F}\{r^{xx}\}$. We write $\mathbf{x} \perp \mathbf{y}$ if $r^{xy} = 0$.

B. ISI Channel Model

Consider the following discrete-time model for a real or complex-valued linear time invariant system

$$\mathbf{y} = \mathbf{h} \star \mathbf{x} + \mathbf{w} \quad (2)$$

where $\mathbf{x} = \{x_m\}$ is the input to the channel, $\mathbf{h} = \{h_m\}$ is the channel impulse response and $\mathbf{w} = \{w_n\}$ is additive white Gaussian noise with $S_w(\omega) = \sigma_w^2$. Assume that \mathbf{h} has finite energy but is possibly non-causal and infinite. The channel model (2) is usually the base-band representation after whitened matched filtering [9] and describes a variety of communication systems.

In the case of complex channels, the noise is assumed to be circularly symmetric. Thus, the real and imaginary components of the noise samples are independent with variance σ_w^2 . Let the input power spectral density be $S_x(\omega)$. As a

special case we also shall consider independent and identically distributed (IID) inputs with $S_x(\omega) = 1$. An example for the input symbol set is the Q -phase PSK constellation,

$$\mathcal{C} = \{\sqrt{2}e^{j2\pi q/Q} : q = 0, \dots, Q-1\}$$

in the complex case or the BPSK (bipolar binary) constellation $\mathcal{C} = \{-1, +1\}$ in the real case.

II. OPTIMAL SEQUENCE DETECTION

Suppose that a message $\mathbf{x} = \{x_m : m = 0, \dots, M-1\}$ of finite length M symbols is transmitted through the channel (2). The received signal is given by

$$y_n = \sum_{m=0}^{M-1} h_{n-m} x_m + w_n. \quad (3)$$

Since the additive noise is white Gaussian, we have

$$P(\mathbf{y}|\mathbf{x}) \propto \exp\left(-\frac{D(\mathbf{y}, \mathbf{x})}{2\sigma_w^2}\right) \quad (4)$$

where

$$D(\mathbf{y}, \mathbf{x}) = \sum_n \left| y_n - \sum_{m=0}^{M-1} h_{n-m} x_m \right|^2 \quad (5)$$

with the summation over n carried over the finite region of interest where the samples y_n are available.

Given the output sequence \mathbf{y} , the maximum *a posteriori* (MAP) estimate of \mathbf{x} is given by

$$\begin{aligned} \hat{\mathbf{x}} &\stackrel{\text{def}}{=} \arg \max_{\mathbf{x}} P(\mathbf{x}|\mathbf{y}) = \arg \max_{\mathbf{x}} P(\mathbf{y}|\mathbf{x})P(\mathbf{x}) \\ &= \arg \min_{\mathbf{x}} \left(\frac{D(\mathbf{y}, \mathbf{x})}{2\sigma_w^2} - \log P(\mathbf{x}) \right) \end{aligned} \quad (6)$$

where $P(\mathbf{x})$ is the prior probability distribution on \mathbf{x} . If this distribution is uniform, then (6) reduces to maximum-likelihood (ML) detection of the input sequence:

$$\hat{\mathbf{x}} = \arg \min_{\mathbf{x}} D(\mathbf{y}, \mathbf{x}) = \|\mathbf{y} - \mathbf{h} \star \mathbf{x}\|^2. \quad (7)$$

Unfortunately, the direct use of the above expression is limited due to its computational complexity which grows exponentially with the length of the ISI. However, when h_n is a short FIR sequence, the above cost function can be minimized exactly and computationally efficiently using the Viterbi algorithm which was originally devised to decode convolutional codes [9–11].

III. REVIEW OF LINEAR EQUALIZATION

In order to implement the Viterbi algorithm to solve the ML sequence detection (7) with manageable complexity, we need to reduce the length of the ISI in the system. This is usually accomplished by using a linear equalizer to condition the channel response to match a pre-specified *target response*. When the target is a short FIR filter, it is called a *partial response* (PR) target. The Viterbi detector operates on the equalized channel to perform sequence detection pretending that the samples were the output of a hypothetical target channel.

Let $\mathbf{f} = \{f_n\}$ and $\mathbf{g} = \{g_n\}$ denote the equalizer and target filters respectively. For the moment assume that the target is fixed. Fig. 1 illustrates the system with an equalizer whose output is

$$\begin{aligned} z &= \mathbf{f} \star \mathbf{y} = \mathbf{f} \star \mathbf{h} \star \mathbf{x} + \mathbf{f} \star \mathbf{w} \\ &= \mathbf{l} \star \mathbf{x} + \mathbf{u} \end{aligned} \quad (8)$$

where $\mathbf{l} = \mathbf{f} \star \mathbf{h}$ is the the response of the equalized channel and $\mathbf{u} = \mathbf{f} \star \mathbf{w}$ is the output noise whose power spectral density is $S_u(\omega) = |F(\omega)|^2 S_w(\omega) = \sigma_w^2 |F(\omega)|^2$.

Definition 1: The *target channel* is a hypothetical channel defined by

$$\tilde{z} = \mathbf{g} \star \mathbf{x} + \mathbf{v} \quad (9)$$

where \mathbf{x} is the input, \mathbf{v} is additive white Gaussian noise with $S_v(\omega) = \sigma_v^2$, and \tilde{z} is the output.

The original channel with the equalizer is illustrated in Fig. 1 and the target channel that approximates it is shown in Fig. 2. Traditionally, the equalizer and target are designed to make the equalized channel response \mathbf{l} close to target \mathbf{g} , while keeping the noise white.

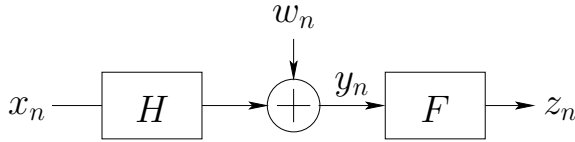


Fig. 1. The equalized channel

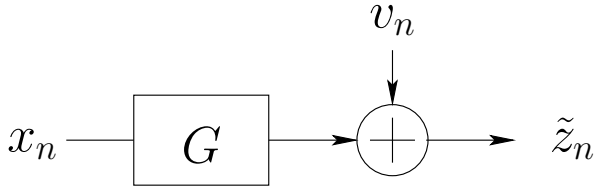


Fig. 2. The target channel

A. Zero Forcing Equalizer (ZFE)

The ZFE modifies the channel response to match the target filter exactly, i.e., $\mathbf{l} = \mathbf{g}$. Thus, in the frequency domain, the equalizer is given by

$$F(\omega) = \frac{G(\omega)}{H(\omega)}. \quad (10)$$

The spectral density of the noise \mathbf{u} is

$$S_u(\omega) = |F(\omega)|^2 S_w(\omega) = \frac{|G(\omega)|^2}{|H(\omega)|^2} \sigma_w^2. \quad (11)$$

An undesirable problem with zero-forcing equalization is that when the channel response $|H(\omega)|$ has a spectral null or attains very small values, the equalized noise is highly colored and has large variance. The ZFE is rarely used for this reason.

B. Minimum Mean Squared Error (MMSE) Equalizer

A widely used equalizer in practical systems is the MMSE equalizer which is designed to minimize the variance of the equalization error e defined as

$$e \stackrel{\text{def}}{=} \mathbf{g} \star \mathbf{x} - \mathbf{f} \star \mathbf{y}. \quad (12)$$

The MMSE equalizer ensures that $e \perp \mathbf{y}$, which yields

$$F(\omega) = \frac{S_x(\omega) H^*(\omega) G(\omega)}{|H(\omega)|^2 S_x(\omega) + \sigma_w^2} \quad (13)$$

where $S_x(\omega)$ is the power spectral densities of the input \mathbf{x} . The spectral density of the estimation error is given by

$$S_e(\omega) = \frac{|G(\omega)|^2 S_x(\omega) \sigma_w^2}{|H(\omega)|^2 S_x(\omega) + \sigma_w^2}. \quad (14)$$

The advantage of the MMSE design over the ZFE is that the spectrum of the MMSE noise (14) is less colored and always smaller than the ZFE noise (11) and spectral nulls in $H(\omega)$ cause no problems. However, e is signal dependent, which may cause the Viterbi detection to be suboptimal.

C. Target Design

Instead of choosing a fixed target, we seek the best target of a fixed length. In practice, the target is usually designed for an MMSE equalizer. Thus, we minimize the variance of the MMSE equalization error (14):

$$\min_{\mathbf{g}} \frac{1}{2\pi} \int_{-\pi}^{\pi} S_e(\omega) d\omega \quad (15)$$

where the target \mathbf{g} is assumed to have length L :

$$\mathbf{g} = \{g_0, g_1, \dots, g_{L-1}\}.$$

The resulting cost function is a simple quadratic function of the target filter taps. Clearly, with no further constraints on \mathbf{g} we obtain the trivial solution $\mathbf{g} = 0$. Therefore, an additional constraint is imposed on \mathbf{g} such as the *unit-energy constraint*

$$\sum_n g_n^2 = 1 \quad (16)$$

or the *monic constraint*

$$g_0 = 1. \quad (17)$$

or sometimes the *unit-tap constraint* $g_k = 1$ for some k . In each of these cases, the optimal target, known as the *generalized partial response (GPR) target*, is found easily by solving (15) subject to the appropriate constraints.

For illustrative purposes, we derive the solution to the monic design in the IIR limit ($L \rightarrow \infty$), where the problem can be expressed in the frequency domain as

$$\min_{\mathbf{g}} = \frac{1}{2\pi} \int_{-\pi}^{\pi} \frac{|G(\omega)|^2 S_x(\omega) \sigma_w^2}{|H(\omega)|^2 S_x(\omega) + \sigma_w^2} d\omega \quad (18)$$

over all causal targets \mathbf{g} with $g_0 = 1$.

The causal and monic constraint on \mathbf{g} is cumbersome to express directly in the frequency domain. However, we know that among all the causal and stable spectral factors of $Q(\omega) =$

$|G(\omega)|^2$ the value of g_0 is maximized for the minimum-phase factor [12]. This maximum value is given by

$$\log g_0 = \frac{1}{2\pi} \int_{-\pi}^{\pi} \log Q(\omega) d\omega.$$

Therefore, we rewrite the optimization (18) in terms of $Q(\omega)$ as

$$\min_{\mathbf{g}} \frac{1}{2\pi} \int_{-\pi}^{\pi} \frac{Q(\omega) S_x(\omega) \sigma_w^2}{|H(\omega)|^2 S_x(\omega) + \sigma_w^2} d\omega$$

such that

$$\frac{1}{2\pi} \int_{-\pi}^{\pi} \log Q(\omega) d\omega = 0. \quad (19)$$

The Lagrangian

$$\mathcal{L}(\mathbf{g}, \lambda) = \int_{-\pi}^{\pi} \frac{Q(\omega) S_x(\omega) \sigma_w^2 d\omega}{|H(\omega)|^2 S_x(\omega) + \sigma_w^2} - \lambda \int_{-\pi}^{\pi} \log Q(\omega) d\omega$$

is stationary at the solution. Using calculus of variations, we obtain

$$\begin{aligned} |G(\omega)|^2 = Q(\omega) &= \lambda \frac{|H(\omega)|^2 S_x(\omega) + \sigma_w^2}{S_x(\omega) \sigma_w^2} \\ &= \frac{\lambda}{\sigma_w^2} |H(\omega)|^2 + \frac{\lambda}{S_x(\omega)} \end{aligned} \quad (20)$$

where the Lagrange multiplier λ is chosen to satisfy (19):

$$\lambda = \exp \left(- \frac{1}{2\pi} \int_{-\pi}^{\pi} \log \left(\frac{|H(\omega)|^2 S_x(\omega) + \sigma_w^2}{S_x(\omega) \sigma_w^2} \right) d\omega \right).$$

The optimal $G(\omega)$ is the causal minimum-phase spectral factor of $Q(\omega)$, and the MMSE equalizer (13) reduces to

$$F(\omega) = \frac{\lambda H^*(\omega)}{\sigma_w^2 G^*(\omega)} \quad (21)$$

The spectrum of the estimation error (14) is white for this solution:

$$S_e(\omega) = \lambda. \quad (22)$$

Henceforth, we refer to this solution as the *monic design* or *monic solution* implicitly associating the optimal target with the MMSE equalizer. For the special case of zero-mean IID inputs with $S_x(\omega) = 1$, the above solution reduces to

$$F(\omega) = \frac{H^*(\omega) G(\omega)}{|H(\omega)|^2 + \sigma_w^2} \quad (23)$$

$$|G(\omega)|^2 = \frac{\lambda}{\sigma_w^2} (|H(\omega)|^2 + \sigma_w^2) \quad (24)$$

Coincidentally, this solution is related to the linear MMSE decision feedback equalizer (DFE) for the given ISI channel [13–17]. The MMSE-DFE structure is optimal in achieving the capacity for an ISI channel with additive white Gaussian noise [16–19]. However, it is not immediately obvious or even always true that the above equalizer and target filters would be optimal for sequence detection of (non-Gaussian) input symbols.

As a caveat we reiterate that the sequence detection is not meant to be implemented with decision feedback. We still use the Viterbi algorithm or a MAP based algorithm such as the forward-backward algorithm to compute the symbol a

posteriori probabilities (APPs). It has been observed that the monic design performs better in detection than other design criteria such as the energy constraint (16) or the *unit-tap constraint* on the target. In the following section, we shall formally prove this conjecture.

In practice, we need to design FIR equalizers and targets with unknown channel and noise characteristics. In this case the second order statistics of the channel input and output are estimated using training and subsequently used to design FIR filters. The solutions to these problems for the various target constraints is described in [1, 6, 20]. We point out that this method is also applicable if the noise is colored because the design ensures that the noise whitening is automatically absorbed into the equalizer \mathbf{f} .

IV. SEQUENCE DETECTION FOR THE EQUALIZED CHANNEL

Traditionally, the sequence detection is performed in two steps. The first step is to equalize the channel output. The next step is to perform the detection pretending that the equalizer output \mathbf{z} (Fig. 1) were the output of the hypothetical target channel (Fig. 2). In other words, although the sequence detector is optimally designed for the target channel it is, in reality, applied to the equalized channel. In this section we consider the performance of such a detector. For simplicity of analysis we assume that the target and equalizer are IIR and the target is causal. We consider the design of FIR targets in Section VI.

Consider the system described by (8), restated below:

$$\mathbf{z} = \mathbf{l} \star \mathbf{x} + \mathbf{f} \star \mathbf{w}.$$

By design, the above channel approximates the target channel (9). The conditional probability of the output of the target channel is

$$P(\tilde{\mathbf{z}}|\mathbf{x}) \propto \exp \left(- \frac{\tilde{D}(\mathbf{z}, \mathbf{x})}{2\sigma_v^2} \right) \quad (25)$$

where

$$\tilde{D}(\tilde{\mathbf{z}}, \mathbf{x}) = \sum_n \left| \tilde{z}_n - \sum_{m=0}^{M-1} g_{n-m} x_m \right|^2. \quad (26)$$

with the summation over n carried over a finite region of interest where the samples of $\tilde{\mathbf{z}}$ are available. The following result provides an alternate expression for $\tilde{D}(\tilde{\mathbf{z}}, \mathbf{x})$ which will be useful in proving a form of equivalence between the target channel and the equalized channel.

Lemma 1: Suppose the equalizer \mathbf{f} and target \mathbf{g} are chosen such that $\tilde{\mathbf{g}} \star \mathbf{f} = \alpha \tilde{\mathbf{h}}$ for some $\alpha > 0$, then

$$\tilde{D}(\mathbf{z}, \mathbf{x}) - \|\mathbf{z}\|^2 = \langle \mathbf{x}, \mathbf{s} \star \mathbf{x} \rangle + \alpha (D(\mathbf{y}, \mathbf{x}) - \|\mathbf{y}\|^2)$$

where $\mathbf{s} = \tilde{\mathbf{g}} \star \mathbf{g} - \alpha \tilde{\mathbf{h}} \star \mathbf{h}$.

Proof: We begin by expanding $\tilde{D}(\mathbf{z}, \mathbf{x})$ as follows

$$\begin{aligned} \tilde{D}(\mathbf{z}, \mathbf{x}) &= \|\mathbf{z} - \mathbf{g} \star \mathbf{x}\|^2 \\ &= \|\mathbf{z}\|^2 - 2\Re\langle \mathbf{g} \star \mathbf{x}, \mathbf{z} \rangle + \langle \mathbf{g} \star \mathbf{x}, \mathbf{g} \star \mathbf{x} \rangle \\ &= \|\mathbf{z}\|^2 - 2\Re\langle \mathbf{x}, \tilde{\mathbf{g}} \star \mathbf{f} \star \mathbf{y} \rangle + \langle \mathbf{x}, \tilde{\mathbf{g}} \star \mathbf{g} \star \mathbf{x} \rangle \end{aligned}$$

where \Re denotes the real part. The last step follows by applying (1) and using $z = \mathbf{f} \star \mathbf{y}$. Using the hypothesis that $\ddot{\mathbf{g}} \star \mathbf{f} = \alpha \ddot{\mathbf{h}}$ we obtain

$$\tilde{D}(z, \mathbf{x}) = \|z\|^2 - 2\alpha \Re\langle \ddot{\mathbf{h}} \star \mathbf{y}, \mathbf{x} \rangle + \langle \mathbf{x}, \ddot{\mathbf{g}} \star \mathbf{g} \star \mathbf{x} \rangle. \quad (27)$$

Meanwhile, a similar argument shows that

$$\begin{aligned} D(\mathbf{y}, \mathbf{x}) &= \|\mathbf{y} - \mathbf{h} \star \mathbf{x}\|^2 \\ &= \|\mathbf{y}\|^2 - 2\Re\langle \ddot{\mathbf{h}} \star \mathbf{y}, \mathbf{x} \rangle + \langle \ddot{\mathbf{h}} \star \mathbf{h} \star \mathbf{x}, \mathbf{x} \rangle. \end{aligned} \quad (28)$$

From (27) and (28), we obtain the desired result

$$\tilde{D}(z, \mathbf{x}) - \|z\|^2 = \langle \mathbf{x}, \mathbf{s} \star \mathbf{x} \rangle + \alpha(D(\mathbf{y}, \mathbf{x}) - \|\mathbf{y}\|^2)$$

where $\mathbf{s} = \ddot{\mathbf{g}} \star \mathbf{g} - \alpha \ddot{\mathbf{h}} \star \mathbf{h}$. ■

A. Equivalence of Equalized Channel and Target Channel

We now interpret Lemma 1 in terms of the underlying probability distributions. Let upper-case letters denote random variables and lower-case letters denote realizations of these random variables. Suppose that $F(\omega)$ is a stable filter, i.e., it has no spectral nulls or singularities. Then, $z = \mathbf{f} \star \mathbf{y}$ is invertible. Hence, for the equalized channel

$$\begin{aligned} P(\mathbf{x}|z) &= P(\mathbf{x}|\mathbf{y}) \propto P(\mathbf{x})P(\mathbf{y}|\mathbf{x}) \\ &\propto P(\mathbf{x}) \exp\left(-\frac{D(\mathbf{y}, \mathbf{x})}{2\sigma_w^2}\right). \end{aligned}$$

where the constants of proportionality above (and henceforth) are always independent of \mathbf{x} . Using Lemma 1 and noting that \mathbf{y} and z are constants, we obtain

$$P(\mathbf{x}|z) \propto P(\mathbf{x}) \exp\left(-\frac{\tilde{D}(z, \mathbf{x})}{2\alpha\sigma_w^2} + \frac{\langle \mathbf{x}, \mathbf{s} \star \mathbf{x} \rangle}{2\alpha\sigma_w^2}\right). \quad (29)$$

Suppose that the hypothetical target channel is assigned an input prior distribution $\tilde{P}(\mathbf{x})$ which is possibly different from $P(\mathbf{x})$. The *a posteriori* probability of \mathbf{x} is

$$P(\mathbf{x}|\tilde{z}) \propto \tilde{P}(\mathbf{x})P(\tilde{z}|\mathbf{x}) \propto \tilde{P}(\mathbf{x}) \exp\left(-\frac{\tilde{D}(\tilde{z}, \mathbf{x})}{2\sigma_v^2}\right). \quad (30)$$

Comparing (29) and (30), we see that by setting the noise variance σ_v^2 and the input prior distribution $\tilde{P}(\mathbf{x})$ of the target channel (9) to

$$\sigma_v^2 \stackrel{\text{def}}{=} \alpha\sigma_w^2 \quad (31)$$

$$\tilde{P}(\mathbf{x}) \propto P(\mathbf{x}) \exp\left(\frac{\langle \mathbf{x}, \mathbf{s} \star \mathbf{x} \rangle}{2\sigma_v^2}\right) \quad (32)$$

we ensure that the *a posteriori* PDFs for the equalized and target channels are equal:

$$P(\mathbf{X} = \mathbf{x} | \mathbf{Z} = z) = P_T(\mathbf{X} = \mathbf{x} | \tilde{\mathbf{Z}} = z)$$

with the understanding that the left-hand side is the APP corresponding to the equalized ISI channel (2) with a prior $P(\mathbf{x})$ on \mathbf{x} , while the right-hand side is the APP corresponding to the target channel (9) with input PDF $\tilde{P}(\mathbf{x})$.

Remark 1: We reiterate that the target channel is a hypothetical channel and we are free to treat its parameters \mathbf{g} and σ_v^2 as well as its input PDF $\tilde{P}(\mathbf{x})$ as *design parameters*. We assume neither that \mathbf{f} is the MMSE equalizer designed

for the target \mathbf{g} nor that σ_v^2 is the variance of equalization error. Although this approach is radically different from the traditional approach in the literature on channel shortening equalization [1, 3, 6], it is essential to derive the correct form of *equivalence* between the target and equalized channels defined below.

Definition 2: The equalized channel is equivalent to the target channel in the *a posteriori* sense if they produce the same *a posteriori* probability for the input given the output. This form of equivalence is called *a posteriori* equivalence (APE).

Evidently, this definition of equivalence is the most natural one from the perspective of MAP detection. As a caveat, we point out that $P_T(\tilde{\mathbf{Z}} = z)$ and $P(\mathbf{Z} = z)$ need not be equal, i.e., the equalizer output z would not be a typical output of the target channel. The above observation may be stated succinctly as follows:

Theorem 1: The equalized channel (8) with the prior distribution $P(\mathbf{x})$ and the target channel (9) with the prior distribution $\tilde{P}(\mathbf{x})$ are *a posteriori* equivalent.

In general, the MMSE or ZFE equalizers do not guarantee this form of equivalence even though they attempt to make the equalized channel response close to the target response.

Corollary 1: Suppose that the target and equalizer are chosen to be the monic solution (20) and (21). Furthermore, let $\sigma_v^2 = \lambda$ and let

$$\tilde{P}(\mathbf{x}) \propto P(\mathbf{x}) \exp\left(\frac{\langle \mathbf{x}, \mathbf{s} \star \mathbf{x} \rangle}{2\lambda}\right)$$

be the input prior distribution for the target channel (9) where $S(\omega) = \lambda/S_x(\omega)$. Then, the equalized channel is equivalent to the target channel in the *a posteriori* sense.

Proof: Observe that the monic target (20) and equalizer (21) satisfy the hypotheses in Lemma 1 if we set $\alpha = \lambda/\sigma_w^2$ and $S(\omega) = \lambda/S_x(\omega)$. Therefore, by (31), $\sigma_v^2 = \alpha\sigma_w^2 = \lambda$. The claimed result follows from Theorem 1. ■

The above result shows that we can use the monic design for optimal MAP detection provided that we use the prior distribution $\tilde{P}(\mathbf{x})$ for the target channel. In many cases, the input is IID with a flat spectrum ($S_x(\omega) = 1$) implying that $\tilde{P}(\mathbf{x}) = P(\mathbf{x})$, i.e., we do not need a different prior PDF for the target channel.

Remark 2: If we pretend that the equalizer output z came from the output of the target channel with a carefully chosen input prior distribution, then all MAP-based detection algorithms designed for the target channel work optimally when applied to the equalized channel. These algorithms include hard-decision decoding such as the Viterbi algorithm, and soft-decision decoding such as soft-output Viterbi algorithm (SOVA) and the BCJR algorithm. Soft-decision algorithms, unlike the Viterbi algorithm, use an extra parameter, viz. the variance of the additive noise in the channel. When applying soft decoding to the target channel, we must use σ_v^2 as this variance parameter. Our calculation above show that σ_v^2 simply equals λ , the equalization error variance (see (22)). This fact is routinely assumed in many system designs with no rigorous justification but it is fortunately the correct value to use.

V. PRACTICAL CONSIDERATIONS

We now consider some practical implications of our main result in Section IV. Henceforth, we assume that $P(\mathbf{x})$ is a uniform distribution over the set of allowed code sequences. In this case, the MAP sequence estimate (6) coincides with the ML estimate (7).

Theorem 2: Suppose that all the input sequences in the message codebook have equal energy and that the equalizer \mathbf{f} and target \mathbf{g} are chosen such that

$$G^*(\omega)F(\omega) = \alpha H^*(\omega) \quad (33)$$

$$|G(\omega)|^2 = \alpha(|H(\omega)|^2 + \beta) \quad (34)$$

for some $\alpha > 0$ and $\beta \in \mathbb{R}$ that produces a valid $G(\omega)$, then we can set $\tilde{P}(\mathbf{x}) = P(\mathbf{x})$. Furthermore, if $P(\mathbf{x})$ is uniform, the optimal estimate of the input is

$$\hat{\mathbf{x}} = \arg \min_{\mathbf{x}} D(\mathbf{y}, \mathbf{x}) = \arg \min_{\mathbf{x}} \tilde{D}(\mathbf{z}, \mathbf{x}). \quad (35)$$

Proof: In the time domain, the hypotheses imply that $\mathbf{s} = \tilde{\mathbf{g}} \star \mathbf{g} - \alpha \tilde{\mathbf{h}} \star \mathbf{h} = \alpha \beta \delta$ and $\tilde{\mathbf{g}} \star \mathbf{f} = \alpha \tilde{\mathbf{h}}$. Therefore, $\tilde{P}(\mathbf{x}) = P(\mathbf{x})$. The proof now readily follows by applying Theorem 1. ■

Theorem 2 is applicable, for example, if the input symbols are elements of the Q -phase PSK constellation, i.e., $x_n \in \mathcal{C} = \{\sqrt{2}e^{j2\pi q/Q} : q = 0, \dots, Q-1\}$ in the complex case or the BPSK constellation $\mathcal{C} = \{-1, +1\}$ in the real case, since all message sequences have equal energy.

Clearly, for this special family of equalizer and target filters there is no performance loss in sequence detection if we minimize the surrogate cost function $\tilde{D}(\mathbf{z}, \mathbf{x})$ instead of the original cost $D(\mathbf{y}, \mathbf{x})$. The practical implications of this result are that in the IIR limit we can achieve optimal sequence detection using any solution from the family (see also [21]). In general, these targets are as long as the channel itself. However, we require a short FIR target for a Viterbi-based implementation. We address this problem in Section VI where we show how to design good FIR targets to minimize the detection error rates.

Note that the parameter α is merely a scaling factor (the target and equalizer scale as $\sqrt{\alpha}$) but β affects the shape of the filters. Thus, we have a degree of freedom in design represented by β . We also have the freedom to choose the phase response of $G(\omega)$. However, the most logical choice would be to choose $G(\omega)$ as the causal minimum-phase spectral factor of (34). We now consider several interesting cases in the family of optimal solutions:

- 1) The case $\alpha = 1$ and $\beta = 0$ produces

$$|G(\omega)|^2 = |H(\omega)|^2$$

and

$$F(\omega) = \frac{H^*(\omega)}{G^*(\omega)} = \frac{G(\omega)}{H(\omega)}$$

which is an all-pass zero-forcing equalizer filter which keeps the noise white.

- 2) Setting $\alpha = \lambda/\sigma_w^2$ and $\beta = \sigma_w^2$ yields the monic solution (see (23) and (24)) for $S_x(\omega) = 1$, proving its conjectured optimality in the asymptotic (IIR) case. When

$\beta \neq \sigma_w^2$, the solution corresponds to an monic design for a different noise level. However, this mismatch causes no performance loss in sequence detection. Curiously, some negative values $\beta \in (-\inf_{\omega} |H(\omega)|^2, 0)$ also yield optimal solutions even though they do not represent the variance of any meaningful noise.

Remark 3: The above argument shows that the monic design is an optimal choice if the input spectrum is white. However, suppose that channel input spectrum is colored, perhaps by the use of spectral shaping codes. Then, the monic design (21) has the required form in Theorem 2. However, the target (20) does not because it depends on $S_x(\omega)$. Hence, the monic design may be suboptimal for colored inputs. In fact, for optimality we must perform the monic design for the target and equalizer with an IID input regardless of whether the actual input is white or colored. This is particularly true at low SNRs where the σ_w is large and the second term in (20) dominates. At high SNR values, the effect of the input spectral color on training diminishes.

A. Matched Filter Equalization

We briefly examine the special case of the solutions in Theorem 2 when we let $\beta \rightarrow \infty$. This corresponds to the monic solution for a very low SNR, i.e., $\sigma_w^2 \rightarrow \infty$. For convenience, we let $\alpha = \beta$ without loss of generality. Then, (33) and (34) imply that

$$|G(\omega)|^2 = \beta^2(1 + |H(\omega)|^2\beta^{-1}) \quad (36)$$

and

$$F(\omega) = \beta H(\omega)^*/G^*(\omega).$$

For $\beta \gg 1$, we use (36) to express $G(\omega)$ as

$$G(\omega) = \beta + A(\omega) + O(\beta^{-1})$$

where $A(\omega)$ must be causal if $G(\omega)$ is minimum-phase. Thus, as $\beta \rightarrow \infty$ we have $F(\omega)$ approaches the *matched filter* $H^*(\omega)$. Now, observe that

$$|G(\omega)|^2 = \beta^2 \left[1 + (A(\omega) + A^*(\omega))\beta^{-1} + O(\beta^{-2}) \right]$$

Comparing this with (36), we obtain

$$A(\omega) + A^*(\omega) = |H(\omega)|^2 + O(\beta^{-1}).$$

Therefore, in the time-domain

$$a_n = \begin{cases} r_n^h & \text{if } n > 0 \\ r_0^h/2 & \text{if } n = 0 \\ 0, & \text{if } n < 0 \end{cases}$$

where $\mathbf{r}^h = \tilde{\mathbf{h}} \star \mathbf{h}$ is the auto-correlation function of \mathbf{h} . Using $\mathbf{g} = \beta \delta + \mathbf{a} + O(\beta^{-1})$ it is readily verified that

$$\begin{aligned} \tilde{D}(\mathbf{z}, \mathbf{x}) &= \|\mathbf{z} - \mathbf{g} \star \mathbf{x}\|^2 \\ &= \|\mathbf{z}\|^2 - 2\Re\langle \mathbf{g} \star \mathbf{x}, \mathbf{z} \rangle + \langle \mathbf{x}, \tilde{\mathbf{g}} \star \mathbf{g} \star \mathbf{x} \rangle \\ &= \beta^2 \|\mathbf{x}\|^2 - 2\beta(\Re\langle \mathbf{x}, \mathbf{z} \rangle - \langle \mathbf{x}, \mathbf{a} \star \mathbf{x} \rangle) + O(1) \end{aligned}$$

Since $\|\mathbf{x}\|^2$ is constant for all inputs sequences and $\beta \rightarrow \infty$, we deduce that the ML estimation rule becomes

$$\arg \min_{\mathbf{x}} \tilde{D}(\mathbf{z}, \mathbf{x}) = \arg \max_{\mathbf{x}} \Re\langle \mathbf{x}, \mathbf{z} - \mathbf{a} \star \mathbf{x} \rangle. \quad (37)$$

We interpret the above calculations as follows. The equalizer is a matched filter: $\mathbf{f} = \ddot{\mathbf{h}}$ and the term $\mathbf{z} - \mathbf{a} \star \mathbf{x}$ represents the equalizer output with the post-cursor ISI removed using decision feedback. The estimator simply maximizes the correlation between this sequence with the input.

It is easy to verify that $\langle \mathbf{x}, \mathbf{a} \star \mathbf{x} \rangle = \frac{1}{2} \|\mathbf{h} \star \mathbf{x}\|^2$. Thus, the matched filter equalization structure may be derived alternatively directly from Lemma 1 by letting $\mathbf{g} = \delta$ and $\mathbf{f} = \ddot{\mathbf{h}}$. This approach gives us the following rule for ML estimation

$$\hat{\mathbf{x}} = \arg \max_{\mathbf{x}} \Re \langle \mathbf{x}, \mathbf{z} \rangle - \frac{1}{2} \|\mathbf{h} \star \mathbf{x}\|^2$$

which is equivalent to (37).

VI. OPTIMAL FIR TARGET DESIGN

In the previous sections we showed the existence a family of equalizers and targets that achieve the optimal sequence detection performance if we pretend that the equalizer output came from the target channel. Unfortunately, the optimal target, being the minimum phase spectral factor of (24), has the same length as the original channel (except in rare cases where it can be shorter). As such, we have not reduced the detector complexity by equalization.

In this section, we consider the more practical problem of the design of FIR targets to achieve the best detection performance. We consider only real channels with BPSK input symbols ($\mathcal{C} = \{-1, +1\}$). With some effort, these result can be generalized to complex channels or non-binary inputs as well.

Suppose that \mathbf{x}° is the actual input to the channel, and $\hat{\mathbf{x}}$ is the ML sequence estimate. Then $\mathbf{e} = (\hat{\mathbf{x}} - \mathbf{x}^\circ)$ is an *error sequence*. We say that two error sequences belong to the same *equivalence class* if they are related to each other by a time-shift or phase-rotation (or sign-change). Of all error sequences, a *dominant error sequence* is one that which minimizes $\|\tilde{\mathbf{e}}\|^2$ where $\tilde{\mathbf{e}} = \mathbf{h} \star \mathbf{e}$ is the noise-free channel response to the input \mathbf{e} . We call $\tilde{\mathbf{e}}$ a *dominant output error sequence*.

Clearly, dominant error sequences are not unique because all sequences in the equivalence class of a dominant error sequences are also dominant. However, we shall assume that there is a unique dominant equivalence class whose representative element \mathbf{e} has the canonical form: $e_0 \neq 0$ and $e_n = 0$ for $n < 0$. Indeed, some channels could have a multiplicity of dominant events that belong to the different equivalence classes. In that case our probability of error estimate would be scaled by the multiplicity factor.

Let $Q_g(\cdot)$ be the Gaussian Q -function

$$Q_g(x) = \frac{1}{\sqrt{2\pi}} \int_x^\infty e^{-t^2/2} dt.$$

We now estimate the probability of sequence detection error for any choice of target and equalizer in terms of the Q -function.

Theorem 3: At high SNR, the probability of sequence detection error for a real BPSK channel is given by $P_e^{\text{seq}} \simeq \kappa Q_g(\sqrt{\text{SNR}})$ for some constant κ with SNR is the *effective*

signal-to-noise ratio of the system

$$\text{SNR} = \max_v \frac{|\Re \langle \mathbf{e}, \mathbf{p} \star \mathbf{h} \star \mathbf{e} \rangle|^2}{\|(\mathbf{q} - \ddot{\mathbf{p}} \star \ddot{\mathbf{h}}) \star \mathbf{e} - \mathbf{v}\|^2 + \sigma_w^2 \|\mathbf{p} \star \mathbf{e}\|^2}$$

where $\mathbf{p} = \mathbf{f} \star \ddot{\mathbf{g}}$, $\mathbf{q} = \mathbf{g} \star \ddot{\mathbf{g}}$, and \mathbf{v} is any sequence with the same temporal support as the dominant error sequence \mathbf{e} .

Theorem 3 is proved in Appendix I using error analysis similar to that of standard Viterbi detection [9, 22]. Note that the bit error rate (BER) also takes the same form as P_e^{seq} but has a different constant than κ . The above result is applicable for FIR and IIR equalizers and targets. The optimal equalizer \mathbf{f} and target \mathbf{g} are chosen to maximize SNR subject to relevant constraints.

For practical reasons, we seek FIR targets, since the detector implementation complexity is exponential in the target length. The constraint on the equalizer length is less important since the complexity growth is only linear. For simplicity we assume that the equalizer is IIR but the target is FIR with length L . In this case, it is more convenient to maximize SNR over \mathbf{p} and \mathbf{q} because \mathbf{f} and \mathbf{g} can be recovered uniquely from \mathbf{p} and \mathbf{q} by spectral factorization. Note that \mathbf{p} is IIR but \mathbf{q} , being the autocorrelation function of \mathbf{g} , is FIR. Furthermore, we have $Q(\omega) \geq 0$. We write $\text{SNR} = \max_v \text{SNR}(\mathbf{p}, \mathbf{q}, \mathbf{v})$ where

$$\text{SNR}(\mathbf{p}, \mathbf{q}, \mathbf{v}) \stackrel{\text{def}}{=} \frac{|\Re \langle \mathbf{e}, \mathbf{p} \star \mathbf{h} \star \mathbf{e} \rangle|^2}{\|(\mathbf{q} - \ddot{\mathbf{p}} \star \ddot{\mathbf{h}}) \star \mathbf{e} - \mathbf{v}\|^2 + \sigma_w^2 \|\mathbf{p} \star \mathbf{e}\|^2}$$

Now observe that

$$\text{SNR}(\mathbf{p}, \mathbf{q}, \mathbf{v}) = \text{SNR}(\mathbf{p}, \mathbf{q} + \beta \delta, \mathbf{v} - \beta \mathbf{e})$$

for any $(\mathbf{p}, \mathbf{q}, \mathbf{v})$ and $\beta \in \mathbb{R}$. Moreover, if \mathbf{v} has the same temporal support as \mathbf{e} , then so does $\mathbf{v}' = \mathbf{v} - \beta \mathbf{e}$. Since we are minimizing $\text{SNR}(\mathbf{p}, \mathbf{q}, \mathbf{v})$ over all \mathbf{v} , we conclude that the quantity

$$\max_{\mathbf{p}, \mathbf{v}} \text{SNR}(\mathbf{p}, \mathbf{q}, \mathbf{v}). \quad (38)$$

would remain unchanged if we replace \mathbf{q} by $\mathbf{q} + \beta \delta$. This enables us to temporarily replace constraint $Q(\omega) \geq 0$ by $q_0 = 0$ for the sake of the maximization. Having rid of the constraint on $Q(\omega)$, the maximization is readily transformed into a quadratic minimization. As a final step, we add a sufficiently large β to the solution $Q(\omega)$ to make it satisfy $Q(\omega) \geq 0$.

The analytical solution to (38) is presented in the Appendix II. We also show there that the noise variance in the hypothetical target channel noise variance (31) is set to $\sigma_v^2 = \lambda$, the Lagrange multiplier used in the optimization.

Clearly, the above maximization admits infinitely many solutions parameterized by β . As the target length approaches infinity, these solutions converge precisely to the family of solutions in Theorem 2. In this limit the equalizer and target filters of Theorem 1 maximize the effective SNR. Furthermore, this maximum value is

$$\text{SNR}_{\text{max}} = \frac{\|\mathbf{h} \star \mathbf{e}\|^2}{\sigma_w^2}. \quad (39)$$

In practice we are interested in FIR equalizers for ease of implementation. We point out that we could still maximize the effective SNR, albeit numerically, over all FIR targets and

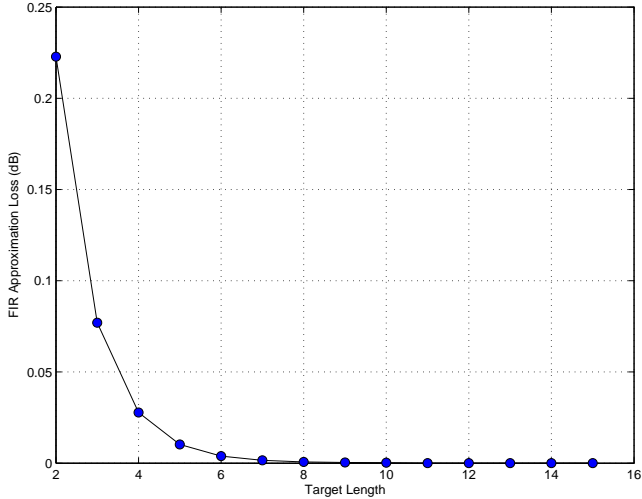


Fig. 3. FIR approximation loss vs. target length

equalizers with length constraints. If we choose to use FIR equalizers, we would have the additional task of optimizing the processing delay which is an important design parameter [6–8].

VII. EXAMPLES

We now illustrate our results of the preceding sections with an example. Consider the real ISI channel (2) with impulse response

$$h_n = \begin{cases} e^{-n/2}, & 0 \leq n \leq 8 \\ 0 & \text{otherwise.} \end{cases}$$

with IID binary input symbols ($x_n \in \mathcal{C} = \{-1, +1\}$) and SNR defined as $\|h\|^2/\sigma_w^2$ where σ_w^2 is the noise variance.

We first study the effect of the target length on the effective SNR of the system. The optimal equalizers and targets are computed for target lengths of 2 and longer and the resulting values of SNR are calculated. Indeed, in the IIR limit for the target length we obtain the maximum value SNR_{\max} given by (39). Fig. 3 shows the *FIR approximation loss*, ($\text{SNR}_{\max} - \text{SNR}$), for various finite target lengths at an SNR of 10dB. In this example the optimal length-3 target incurs about 0.075dB penalty in performance and the performance loss for longer targets diminishes quickly.

Next, we evaluate the BER performance of the reduced complexity detectors. At each SNR we design the optimal length-3 target and IIR equalizer truncated to 21-taps (centered at the origin). The equalizer is sufficiently long since it captures most of the energy in the equalizer taps. The dominant error event for this channel is $e = \{1, -1\}$. We also design length-21 MMSE equalizers (centered at 0) and length-3 targets described in Section III for the *monic* target constraint.

Using computer simulations we compare the two designs in terms of their BER performance for IID binary inputs. The two systems use the Viterbi algorithm to perform the sequence detection. The results are shown in Fig. 4 along with the BER of the full complexity Viterbi detector (with 2^8 -states) that

uses no channel shortening equalization. It is clear that both the reduced complexity detectors perform identically with a small penalty relative to the full complexity detector. The optimality of the monic design is predicted by Theorem 2 for the case of IIR filters. Indeed, we observe numerically that the monic design is nearly optimal for FIR filters as well.

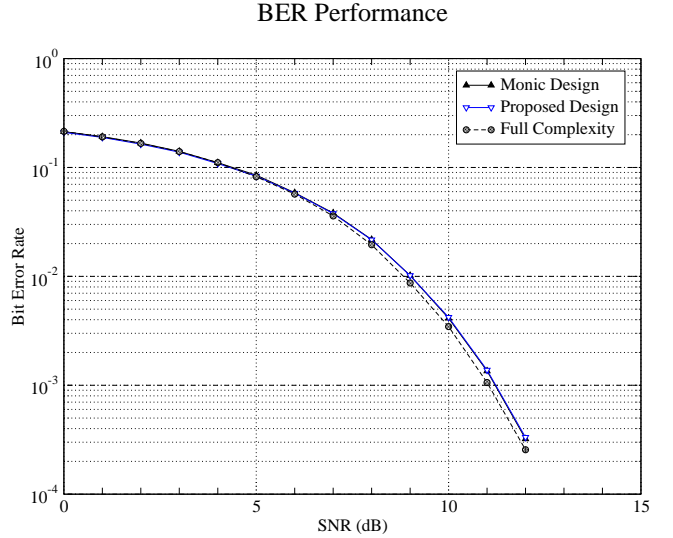


Fig. 4. Comparison of BER performance of two designs for binary signaling

Next, we consider the same ISI channel with an IID ternary input ($x_n \in \mathcal{C} = \{-\sqrt{3}/2, 0, +\sqrt{3}/2\}$) which has unit average symbol energy. This input symbols themselves have unequal energy. Recall the results for the IIR case in Section IV that the optimal sequence detector for the equalized channel needs to pretend that it sees the output of the *target channel* with the input prior distribution is given by (32):

$$\tilde{P}(x) \propto \exp\left(\frac{\langle x, s \star x \rangle}{2\sigma_s^2}\right)$$

where $s = \check{g} \star g - \alpha \check{h} \star h$. Thus, the optimal detector needs to minimize the cost function

$$\min_x (\|z - g \star x\|^2 - \langle x, s \star x \rangle)$$

where the second term is correction term that originates from the input prior distribution $\tilde{P}(x)$. For the choice of equalizer and target in Theorem 2, we have

$$s \stackrel{\text{def}}{=} \check{g} \star g - \alpha \check{h} \star h = \alpha\beta\delta.$$

Therefore, $\langle x, s \star x \rangle = \alpha\beta\|x\|^2$, which depends on the energy of the sequence. The correction term is an issue only for signal constellations unequal symbol energies. For the monic target and MMSE equalizer design, we have $\alpha\beta$ equals the variance of the equalization error, λ . Thus, the cost function reduces to

$$\min_x (\|z - g \star x\|^2 - \lambda\|x\|^2).$$

We directly adapt this expression to the FIR case as well by subtracting $\lambda|x_n|^2$ from the trellis branch metric at time n . In fact, the detector would be suboptimal without the correction term, as we confirm below.

We design a length-3 monic GPR target and a length-21 MMSE equalizer for this channel and calculate the symbol error rates (SER) numerically using the Viterbi algorithm. Fig. 5 shows the SER obtained with and without the correction term in the trellis branch metric. The figure also shows the SER for the full complexity Viterbi detector (with 3^8 states) that uses no channel shortening equalization. There is a small but noticeable gain in detection performance with the correction term. It must be noted that this modification does not require much more detector complexity. As λ becomes smaller (at higher SNRs) the correction term becomes smaller also and indeed, the performance gain due to the correction term diminishes at high SNRs.

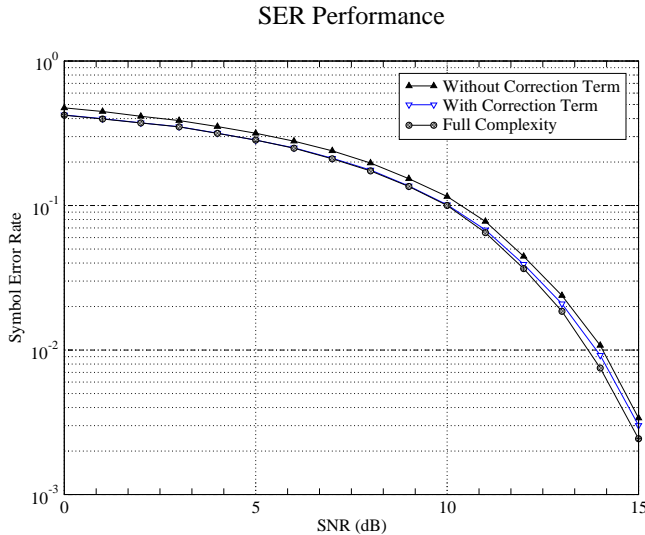


Fig. 5. Comparison of SER performance for ternary input signaling

VIII. SUMMARY

Although a large body of literature exists for the design of optimal FIR targets and equalizers, the implicit assumption in virtually all existing work on this subject is that MMSE equalization is optimal. The purpose of this work was to question that assumption. The main contribution of this work is a new perspective for the problem of channel shortening equalization in terms of the underlying *a posteriori* probabilities unlike the traditional approach of using the MSME equalization error as the criterion. We introduced the idea of *a posteriori* equivalence (APE) between the equalized and target channels. Under this form of equivalence, any MAP-based decoding algorithm designed for the target channel would also work *optimally* when applied to the equalized channel. In other words, as far as MAP decoding is concerned we can pretend that the equalized channel *is* the target channel.

In our analysis of the problem we treat \mathbf{f} , \mathbf{g} , σ_v^2 (noise variance in the target channel) and in some cases even the input PDF $\tilde{P}(\mathbf{x})$ for the hypothetical target channel as design parameters. The equivalence is expressed as a set of algebraic conditions on the design parameters. The APE conditions admit an infinite family solutions or designs for the equalizer and target. In the special case that the input is IID and all

the code sequences have equal energy, we showed that the “monic solution,” i.e., the MMSE equalizer designed for a monic constrained target, is shown to belong to this optimal family of designs. We also observed that the monic solution must be designed for spectrally white inputs even if the actual input is colored. The family of designs produces IIR filters in general, making their practical use somewhat limited, where as for a low complexity implementation of optimal sequence detection (using Viterbi or BCJR-like algorithms) we require short FIR targets.

We also derived an expression for the probability of sequence detection error assuming IID inputs for arbitrary FIR or IIR targets and equalizers. Using this as a performance measure, we propose a design algorithm to find the optimal IIR equalizer and FIR target. Indeed, in the IIR limit for the target these solution coincide with the previously derived optimal IIR family of designs that satisfy APE.

These results are applied to an example ISI channel. Numerically, we observe that for IID inputs, we obtain nearly optimal performance using the monic design. For input signal constellations with unequal symbol energies we also need to treat the input PDF $\tilde{P}(\mathbf{x})$ for the target channel as a design parameter. The optimal detector is designed for the target channel with the prior $\tilde{P}(\mathbf{x})$ incorporated into the Viterbi branch metric as a correction term, which would normally have been ignored if we simply use the monic design. This is illustrated for the IID ternary signaling example (Fig. 5) where we see a small but noticeable gain by using the correction term.

APPENDIX I PROOF OF THEOREM 3

Suppose that $\mathbf{x}^\circ \in \mathcal{X}$ is the transmitted sequence, where \mathcal{X} is the set of sequences that are equally likely to be transmitted. The channel and equalizer outputs are $\mathbf{y} = \mathbf{h} \star \mathbf{x} + \mathbf{w}$ and $\mathbf{z} = \mathbf{f} \star \mathbf{y}$ respectively. All sequences in the codebook have equal energy because the input symbols are IID and binary. Thus, the target channel input is also treated as being IID: $\tilde{P}(\mathbf{x}) = P(\mathbf{x})$.

The Viterbi detector for the equalized channel computes the sequence \mathbf{x} that minimizes $\tilde{D}(\mathbf{z}, \mathbf{x})$. Thus, the probability of sequence detection error is

$$P_e^{\text{seq}} = P\{\tilde{D}(\mathbf{z}, \mathbf{x}) < \tilde{D}(\mathbf{z}, \mathbf{x}^\circ) \text{ for some } \mathbf{x} \neq \mathbf{x}^\circ\} \\ \leq \frac{1}{|\mathcal{X}|} \sum_{\mathbf{x}^\circ \in \mathcal{X}} \sum_{\mathbf{x} \in \mathcal{X} \setminus \mathbf{x}^\circ} P\{\tilde{D}(\mathbf{z}, \mathbf{x}) < \tilde{D}(\mathbf{z}, \mathbf{x}^\circ)\} \quad (40)$$

where the second step follows from the union bound. Using the property that

$$\|\mathbf{a}\|^2 - \|\mathbf{b}\|^2 = \Re\langle \mathbf{a} - \mathbf{b}, \mathbf{a} + \mathbf{b} \rangle \quad (41)$$

for any \mathbf{a} and \mathbf{b} , where \Re denotes the real part, we obtain

$$\tilde{D}(\mathbf{z}, \mathbf{x}) - \tilde{D}(\mathbf{z}, \mathbf{x}^\circ) = \|\mathbf{z} - \mathbf{g} \star \mathbf{x}\|^2 - \|\mathbf{z} - \mathbf{g} \star \mathbf{x}^\circ\|^2 \\ = -4\Re\langle \mathbf{g} \star \mathbf{x}^-, \mathbf{z} - \mathbf{g} \star \mathbf{x}^+ \rangle \quad (42)$$

where

$$\mathbf{x}^\pm \stackrel{\text{def}}{=} \frac{\mathbf{x} \pm \mathbf{x}^\circ}{2}.$$

Applying (1) to (42) and writing $z = \mathbf{f} \star \mathbf{y}$ where $\mathbf{y} = \mathbf{h} \star (\mathbf{x}^+ - \mathbf{x}^-) + \mathbf{w}$ we obtain

$$\begin{aligned} \tilde{D}(z, \mathbf{x}) - \tilde{D}(z, \mathbf{x}^\circ) &= 4\Re\langle \mathbf{x}^-, \ddot{\mathbf{g}} \star \mathbf{f} \star \mathbf{h} \star \mathbf{x}^- \rangle \\ &\quad + 4\Re\langle \mathbf{x}^-, \ddot{\mathbf{g}} \star (\mathbf{g} - \mathbf{f} \star \mathbf{h}) \star \mathbf{x}^+ \rangle \\ &\quad - 4\Re\langle \mathbf{x}^-, \ddot{\mathbf{g}} \star \mathbf{f} \star \mathbf{w} \rangle \\ &\equiv 4(\phi(\mathbf{x}^-) + \Delta(\mathbf{x}^-, \mathbf{x}^+) - \psi(\mathbf{x}^-)) \end{aligned}$$

where

$$\phi(\mathbf{x}^-) \stackrel{\text{def}}{=} \Re\langle \mathbf{x}^-, \mathbf{p} \star \mathbf{h} \star \mathbf{x}^- \rangle \quad (43)$$

$$\Delta(\mathbf{x}^-, \mathbf{x}^+) \stackrel{\text{def}}{=} \Re\langle \mathbf{x}^-, (\mathbf{q} - \mathbf{p} \star \mathbf{h}) \star \mathbf{x}^+ \rangle \quad (44)$$

$$\psi(\mathbf{x}^-) \stackrel{\text{def}}{=} \Re\langle \mathbf{x}^-, \mathbf{p} \star \mathbf{w} \rangle \quad (45)$$

$$\mathbf{p} \stackrel{\text{def}}{=} \ddot{\mathbf{g}} \star \mathbf{f} \quad (46)$$

$$\mathbf{q} \stackrel{\text{def}}{=} \ddot{\mathbf{g}} \star \mathbf{g}. \quad (47)$$

Note that $\psi(\mathbf{x}^-) \sim N(0, \sigma_w^2 \|\mathbf{p} \star \mathbf{x}^-\|^2)$ is normally distributed. Therefore,

$$\begin{aligned} \Pi(\mathbf{x}^-, \mathbf{x}^+) &\stackrel{\text{def}}{=} P\{\tilde{D}(z, \mathbf{x}) < \tilde{D}(z, \mathbf{x}^\circ)\} \\ &= P\{\psi(\mathbf{x}^-) - \Delta(\mathbf{x}^-, \mathbf{x}^+) > \phi(\mathbf{x}^-)\}. \end{aligned} \quad (48)$$

Thus, (40) can be rewritten as

$$P_e^{\text{seq}} \leq \frac{1}{|\mathcal{X}|} \sum_{\mathbf{x}^- \neq 0} \sum_{\mathbf{x}^+ \in \mathcal{X}^+(\mathbf{x}^-)} \Pi(\mathbf{x}^-, \mathbf{x}^+)$$

where $\mathcal{X}^+(\mathbf{x}^-)$ is the set of sequences \mathbf{x}^+ such that $\mathbf{x}^+ + \mathbf{x}^-$ and $\mathbf{x}^+ - \mathbf{x}^-$ are valid sequences in \mathcal{X} . Note that \mathbf{x}^+ is uniformly distributed in $\mathcal{X}^+(\mathbf{x}^-)$ when conditioned on \mathbf{x}^- . In the high SNR regime, it is a good approximation to assume that dominant error sequences are the only source of detection errors. This allows us to fix $\mathbf{x}^- = \mathbf{e}$ for any error sequence $e \in \mathcal{E}$ in the equivalence class \mathcal{E} of dominant error sequences. This yields

$$\begin{aligned} P_e^{\text{seq}} &\leq \frac{|\mathcal{E}|}{|\mathcal{X}|} \sum_{\mathbf{x}^+} \Pi(\mathbf{e}, \mathbf{x}^+) \\ &= \frac{|\mathcal{E}| |\mathcal{X}^+(\mathbf{e})|}{|\mathcal{X}|} \mathbb{E} \Pi(\mathbf{e}, \mathbf{x}^+) \end{aligned}$$

with the expectation taken over \mathbf{x}^+ given that $\mathbf{x}^- = \mathbf{e}$. For analytical tractability, we assume that $\Delta(\mathbf{e}, \mathbf{x}^+)$ is approximately normally distributed. Thus, (48) yields

$$P_e^{\text{seq}} \simeq \kappa Q\left(\frac{\phi(\mathbf{e})}{\sigma(\mathbf{e})}\right) \quad (49)$$

where

$$\sigma^2(\mathbf{e}) = \text{var}(\Delta(\mathbf{e}, \mathbf{x}^+)) + \sigma_w^2 \|\mathbf{p} \star \mathbf{x}^-\|^2 \quad (50)$$

$$\kappa = |\mathcal{E}| \frac{|\mathcal{X}^+(\mathbf{e})|}{|\mathcal{X}|}. \quad (51)$$

The constant κ is evidently the product of the number of allowable dominant error sequences $|\mathcal{E}|$ and the probability, $|\mathcal{X}^+(\mathbf{e})|/|\mathcal{X}|$, that \mathbf{x}° will allow that error sequence. The bit error rate (BER) is approximated by

$$P_e^{\text{bit}} = \frac{w_H(\mathbf{e})}{M} P_e^{\text{seq}} \quad (52)$$

where M is the length of the input codewords. The above calculations are similar to probability of error analysis for classical Viterbi detection [9].

The only remaining step is to estimate the variance of $\Delta(\mathbf{e}, \mathbf{x}^+)$. First note that

$$\begin{aligned} \Delta(\mathbf{e}, \mathbf{x}^+) &= \Re\langle \mathbf{e}, (\mathbf{q} - \mathbf{p} \star \mathbf{h}) \star \mathbf{x}^+ \rangle \\ &= \Re\langle \mathbf{a}, \mathbf{x}^+ \rangle \end{aligned}$$

where $\mathbf{a} = (\mathbf{q} - \mathbf{p} \star \mathbf{h}) \star \mathbf{e}$. Now, $\Delta(\mathbf{e}, \mathbf{x}^+)$ is zero-mean because \mathbf{x}^+ is zero-mean. Hence, the conditional variance of $\Delta(\mathbf{e}, \mathbf{x}^+)$ is

$$\begin{aligned} \text{var}(\Delta(\mathbf{e}, \mathbf{x}^+)) &= \frac{1}{|\mathcal{X}^+(\mathbf{e})|} \sum_{\mathbf{x}^+ \in \mathcal{X}^+(\mathbf{e})} (\Delta(\mathbf{e}, \mathbf{x}^+))^2 \\ &= \frac{1}{|\mathcal{X}^+(\mathbf{e})|} \sum_{\mathbf{x}^+ \in \mathcal{X}^+(\mathbf{e})} |\Re\langle \mathbf{a}, \mathbf{x}^+ \rangle|^2. \end{aligned}$$

Since the input is binary with symbols being ± 1 , $\mathcal{X}^+(\mathbf{x}^-)$ contains all sequences \mathbf{x}^+ that satisfy

$$e_n \neq 0 \implies x_n^+ = 0.$$

It is an easy exercise to check that

$$\text{var}(\Delta(\mathbf{e}, \mathbf{x}^+)) = \sum_{\{n: e_n=0\}} |a_n|^2$$

which may also be written as

$$\begin{aligned} \text{var}(\Delta(\mathbf{e}, \mathbf{x}^+)) &= \min_{\mathbf{v}} \|\mathbf{a} - \mathbf{v}\|^2 \\ &= \min_{\mathbf{v}} \|(\mathbf{q} - \mathbf{p} \star \mathbf{h}) \star \mathbf{e} - \mathbf{v}\|^2 \end{aligned} \quad (53)$$

where \mathbf{v} is a vector whose temporal support is the same as that of \mathbf{e} . Combining (43), (49), (50), and (53), we obtain $P_e^{\text{seq}} \simeq \kappa Q_g(\sqrt{\text{SNR}})$ where

$$\begin{aligned} \text{SNR} &\simeq \frac{|\Re\langle \mathbf{e}, \mathbf{p} \star \mathbf{h} \star \mathbf{e} \rangle|^2}{\min_{\mathbf{v}} \|(\mathbf{q} - \mathbf{p} \star \mathbf{h}) \star \mathbf{e} - \mathbf{v}\|^2 + \sigma_w^2 \|\mathbf{p} \star \mathbf{e}\|^2} \\ &= \max_{\mathbf{v}} \frac{|\Re\langle \mathbf{e}, \mathbf{p} \star \mathbf{h} \star \mathbf{e} \rangle|^2}{\|(\mathbf{q} - \mathbf{p} \star \mathbf{h}) \star \mathbf{e} - \mathbf{v}\|^2 + \sigma_w^2 \|\mathbf{p} \star \mathbf{e}\|^2} \end{aligned}$$

is the *effective SNR* of the system. ■

APPENDIX II ANALYTICAL SOLUTION TO (38)

The maximization (38) may be rewritten as

$$\min_{\mathbf{p}, \mathbf{q}, \mathbf{v}} \|(\mathbf{q} - \mathbf{p} \star \mathbf{h}) \star \mathbf{e} - \mathbf{v}\|^2 + \sigma_w^2 \|\mathbf{p} \star \mathbf{e}\|^2$$

subject to $q_0 = 0$ and

$$\Re\langle \mathbf{e}, \mathbf{p} \star \mathbf{h} \star \mathbf{e} \rangle = 1 \quad (54)$$

thereby removing the scaling invariance of the solutions. Define $\mathcal{S} = \{l : e_l \neq 0\} = \{s_1, \dots, s_J\}$. Then

$$V(\omega) = \sum_{l \in \mathcal{S}} v_l e^{-j\omega l}$$

$$Q(\omega) = 2 \sum_{l=1}^L q_l \cos(\omega l).$$

where v_l , $l \in \mathcal{S}$ and $q_l : l = 1, \dots, L$ are the FIR parameters. Therefore,

$$Q(\omega)E(\omega) - V(\omega) = \mathbf{B}(\omega)\mathbf{x}$$

where

$$\begin{aligned} \mathbf{B}(\omega) &= (\mathbf{B}_1(\omega) \quad \mathbf{B}_2(\omega)) \\ \mathbf{B}_1(\omega) &= 2E(\omega) (\cos(\omega) \quad \cos(2\omega) \quad \dots \quad \cos(L\omega)) \\ \mathbf{B}_2(\omega) &= -(e^{-js_1\omega}, \dots, e^{-js_J\omega}) \\ \mathbf{x} &= (q_1, \dots, q_L, v_{s_1}, \dots, v_{s_J})^T \end{aligned}$$

Finally, let

$$R(\omega) \stackrel{\text{def}}{=} P(\omega)H(\omega)E(\omega). \quad (55)$$

In terms of the above quantities, we can rewrite the optimization as

$$\min \frac{1}{2\pi} \left[\int |\mathbf{B}(\omega)\mathbf{x} - R(\omega)|^2 d\omega + \sigma_w^2 \int |R(\omega)/H(\omega)|^2 d\omega \right]$$

subject to

$$\frac{1}{2\pi} \Re \int R^*(\omega)E(\omega)d\omega = 1. \quad (56)$$

All integrals are taken over $[-\pi, \pi]$. The cost function reduces to

$$\min \left[\frac{1}{2\pi} \Re \int (A(\omega)|R(\omega)|^2 - 2R(\omega)^*\mathbf{B}(\omega)\mathbf{x})d\omega + \mathbf{x}^*\mathbf{C}\mathbf{x} \right]$$

where $A(\omega) = 1 + \sigma_w^2/|H(\omega)|^2$ and

$$\mathbf{C} = \frac{1}{2\pi} \int \mathbf{B}^*(\omega)\mathbf{B}(\omega)d\omega.$$

Using variational calculus we obtain

$$\begin{aligned} A(\omega)R(\omega) - \mathbf{B}(\omega)\mathbf{x} &= \lambda E(\omega) \\ -\frac{1}{2\pi} \int \mathbf{B}^*(\omega)R(\omega)d\omega + \mathbf{C}\mathbf{x} &= \mathbf{0} \end{aligned}$$

where λ is a Lagrange multiplier. Solving the above simultaneous equations yields

$$\begin{aligned} R(\omega) &= \frac{\mathbf{B}(\omega)\mathbf{x} + \lambda E(\omega)}{A(\omega)} \\ \mathbf{x} &= \lambda(\mathbf{C} - \mathbf{D})^{-1} \int \frac{\mathbf{B}^*(\omega)E(\omega)}{2\pi A(\omega)}d\omega \end{aligned}$$

where

$$\mathbf{D} = \frac{1}{2\pi} \int \frac{\mathbf{B}^*(\omega)\mathbf{B}(\omega)}{A(\omega)}d\omega.$$

Finally $P(\omega)$ can be solved from (55). Note that λ is uniquely determined by the constraint (56). However, we could choose an arbitrary value for λ (such as $\lambda = 1$) since it merely scales the solution without altering the value of SNR.

In the long target (IIR) limit, it is easy to see that the solutions converge to the following limits:

$$\begin{aligned} \mathbf{f} \star \ddot{\mathbf{g}} &= \mathbf{p} \rightarrow \frac{\lambda \ddot{\mathbf{h}}}{\sigma_w^2}, \\ \ddot{\mathbf{g}} \star \mathbf{g} &= \mathbf{q} \rightarrow \frac{\lambda(\mathbf{h} \star \ddot{\mathbf{h}} + \beta)}{\sigma_w^2} \end{aligned}$$

for some β , which have the required form in Theorem 2 for $\alpha = \lambda/\sigma_w^2$. Therefore, (31) suggests that we must set

$$\sigma_v^2 = \alpha\sigma_w^2 = \lambda.$$

In the FIR case, however, the problem of choosing the correct value of σ_v^2 is somewhat ambiguous because FIR solutions do not satisfy the hypotheses in Theorem 2. We nominally set $\sigma_v^2 = \lambda$ in the FIR case as well. This is a good first approximation and fine-tuning this parameter may produce better results.

REFERENCES

- [1] D. Messerschmitt, "Design of a finite impulse response for the Viterbi algorithm and decision-feedback equalization," in *Int. Conf. on Communication*, Minneapolis, June 1974, pp. 37D.1–37D.5.
- [2] D. Falconer and F. Magee, "Adaptive channel truncation for maximum likelihood sequence estimation," *Bell Syst. Tech. J.*, vol. 52, no. 9, pp. 1541–1562, Nov. 1973.
- [3] W. Lee and F. Hill, "A maximum-likelihood sequence estimator with decision-feedback equalization," *IEEE Trans. Commun.*, vol. COM-25, no. 9, pp. 971–979, Sept. 1977.
- [4] F. Magee, "A comparison of compromise Viterbi algorithm and standard equalization techniques over band-limited channels," *IEEE Trans. Commun.*, vol. COM-23, no. 3, pp. 361–367, Mar. 1975.
- [5] S. Qureshi and E. Newhall, "An adaptive receiver for data transmission over time-dispersive channels," *IEEE Trans. Inform. Theory*, vol. IT-19, no. 4, pp. 448–457, July 1973.
- [6] N. Al-Dhahir and J. M. Cioffi, "Efficiently computed reduced-parameter input-aided mmse equalizers for ml detection: a unified approach," *IEEE Transactions on Information Theory*, vol. 42, no. 3, pp. 903–915, 1996.
- [7] N. Al-Dhahir and J. M. Cioffi, "Mmse decision feedback equalizers: finite-length results," *IT Trans. on Inform. Theory*, vol. 41, no. 4, pp. 961–975, July 1995.
- [8] N. Al-Dhahir, "A closed-form performance upper bound on the finite-length MMSE-DFE with arbitrary decision delay," *IT Trans. on Inform. Theory*, vol. 41, no. 4, pp. 961–975, July 1995.
- [9] John G. Proakis, *Digital Communications*, McGraw-Hill, Inc., New York, NY, 10020, 4th edition, 2001.
- [10] A. J. Viterbi, "Error bounds for convolutional codes and an asymptotically optimum decoding algorithm," *IEEE Trans. Inform. Theory*, vol. IT-13, pp. 260–269, Apr. 1969.
- [11] A. J. Viterbi, "Convolutional codes and their performance in communication systems," *IEEE Trans. Commun. Technol.*, vol. COM-19, pp. 751–772, Oct. 1971.
- [12] Alan V. Oppenheim and Ronald W. Schaffer, *Digital Signal Processing*, Prentice-Hall, Inc., Englewood Cliffs, New Jersey, 1975.
- [13] J. Salz, "Optimum mean-square decision feedback equalization," *Bell syst. Tech. J.*, vol. 52, no. 8, pp. 1341–1373, Oct. 1973.
- [14] D. D. Falconer and G. J. Foschini, "Theory of minimum mean-square-error QAM system employing decision feedback equalization," *Bell syst. Tech. J.*, vol. 52, no. 10, pp. 1821–1849, Dec. 1973.
- [15] C. A. Belfiore and Jr. J. H. Park, "Decision feedback equalization," *Proc. IEEE*, vol. 66, pp. 1143–1156, Aug. 1979.
- [16] J. M. Cioffi, G. P. Dudevoir, M. V. Eyuboglu, and G. D. Forney, "MMSE decision feedback equalizers and coding—part I: Equalization results," *IEEE Trans. Inform. Theory*, vol. 43, no. 10, pp. 2582–2594, October 1995.
- [17] J. M. Cioffi, G. P. Dudevoir, M. V. Eyuboglu, and G. D. Forney, "MMSE decision feedback equalizers and coding—part I: Coding results," *IEEE Trans. Inform. Theory*, vol. 43, no. 10, pp. 2595–2604, October 1995.
- [18] S. Shamai (Shitz) and R. Laroia, "The intersymbol interference channel: Lower bounds on capacity and channel precoding loss," *IEEE Trans. Inform. Theory*, vol. 42, no. 5, pp. 1388–1404, Sept. 1996.
- [19] T. Guess and M. K. Varanasi, "An information theoretic framework for deriving canonical decision-feedback receivers in gaussian channels," *IEEE Trans. Inform. Theory*, vol. 51, no. 1, pp. 173–187, Jan. 2005.
- [20] J. Moon and W. Zeng, "Equalization for maximum likelihood detectors," *IEEE Trans. Magnetics*, vol. 31, no. 2, pp. 1083–88, March 1995.
- [21] R. Venkataramani and M. F. Erden, "A family of equalizers for optimal sequence detection," in *Proc. Int. Conf. Acoustics and Speech Signal Proc.*, Toulouse, France, May 2006.

- [22] G. D. Forney, "Maximum likelihood sequence estimation of digital sequences in presence of intersymbol interference," *IEEE Trans. Info. Theory*, vol. IT-18, no. 3, pp. 363–378, May 1972.