

Worst-case optimal approximation algorithms for maximizing triplet consistency within phylogenetic networks^{*}

Jaroslav Byrka^{1,2}, Steven Kelk¹, Katharina T. Huber³

¹ Centrum voor Wiskunde en Informatica,
Kruislaan 413, NL-1098 SJ Amsterdam, Netherlands
{J.Byrka,S.M.Kelk}@cwi.nl

² Eindhoven University of Technology,
P.O. Box 513, 5600 MB Eindhoven, The Netherlands

³ School of Computing Sciences, University of East Anglia,
Norwich, NR4 7TJ, United Kingdom
katharina.huber@cmp.uea.ac.uk

Abstract This article concerns the following question. Assuming that we restrict the set of phylogenetic networks to some subclass, what is the maximum value of $0 \leq p \leq 1$ such that for every input set T of rooted triplets, there exists some network $N(T)$ from the subclass such that at least $p|T|$ of the triplets are consistent with $N(T)$? Here we prove that the set containing all triplets (the full triplet set) in some sense defines p , and moreover that any network N achieving a ratio p' for the full triplet set can be converted in polynomial time into an isomorphic network $N'(T)$ achieving ratio $\geq p'$ for an arbitrary triplet set T . The result also holds for weighted triplet sets. We demonstrate the power of this technique by giving worst-case optimal algorithms for the set of level-1 phylogenetic networks, improving considerably upon the $5/12$ ratio obtained recently by Jansson, Nguyen and Sung in [6]. For level-2 phylogenetic networks we show that $p \geq 0.61$.

1 Introduction

One of the most commonly encountered problems in computational biology is to accurately infer the evolutionary history of a set of species, often abstractly modelled as a tree, using experimentally obtained biological data. Existing algorithms for directly solving this problem do not scale well (in terms of running time) and thus a popular method for inferring large evolutionary histories is to first infer histories for small subsets of the species and then, by some method, to combine them into some plausible, overall history. This is the spirit in which *rooted triplet* methods work, where the subsets in question each contain exactly three species.

Recent years have furthermore seen a progression from reconstructing evolutionary *trees*, towards reconstructing evolutionary *networks*. This has been motivated by the observation that by no means all forms of evolution are tree-like (i.e. acyclic.) In lower-order life forms especially it is not uncommon for two lineages that stemmed from the same direct ancestor to again intersect later in time. A natural abstraction of these lineage intersections, used already in several papers, is to permit *recombination vertices*, vertices with indegree greater than one. Informally a *level- k phylogenetic network* is an evolutionary network in which each biconnected component contains at most k such recombination vertices. The higher the level of a network, the more interwoven the forms of evolution that it can model. The full definition will follow shortly.

Various authors have already studied the problem of constructing phylogenetic trees (and more generally networks) which are consistent with an input set of rooted triplets. Aho et al [1] showed

^{*} This research has been partly funded by the Dutch BSIK/BRICKS project, and by the EU Marie Curie Research Training Network ADONET, Contract No MRTN-CT-2003-504438.

a simple polynomial-time algorithm which, given a set of rooted triplets, finds a phylogenetic tree consistent with all the triplets, or shows that no such tree exists. For the equivalent problem in level-1 and level-2 networks the problem becomes NP-hard [6][4], although the problem becomes polynomial-time solvable if the input triplets are *dense* i.e. if there is at least one triplet in the input for each subset of three species [6][4].

Several authors have considered algorithmic strategies of use when the algorithms described above fail to find a tree or network. Gąsieniec et al [3] gave a polynomial-time algorithm which always finds a tree consistent with at least $1/3$ of the (weighted) input triplets, and furthermore showed that $1/3$ is best possible when all possible triplets on n species (the *full triplet set*) are given as input. In the context of level-1, [6] gave a polynomial-time algorithm which produces a level-1 network consistent with at least $5/12 \approx 0.4166$ of the input triplets. They also described an upper-bound, which is a function of the number of distinct species n in the input, on the percentage of input triplets that can be consistent with a level-1 network. As in [3] this upper bound is tight in the sense that it is the best possible for the full triplet set on n species. They computed a value of n for which the upper bound equals approximately 0.4883, showing that in general a ratio better than this is not possible. The apparent convergence of this bound from above to 0.4880... begs the question, however, of whether a ratio better than $5/12$ is possible for level-1 networks, and whether the full triplet set is in general always the worst case scenario for such ratios.

In this paper we answer these questions in the affirmative, and in fact we give a much stronger result. We give a polynomial-time algorithm which achieves a ratio *exactly equal* to the level-1 upper-bound described above, also in the case when the triplets are weighted. This algorithm is thus worst-case optimal for the described problem. This result has significance far beyond level-1 networks because it describes a technique that can be used in general networks. In particular, we develop a probabilistic argument that (as far as such ratios are concerned) the full triplet set is indeed always the worst possible case, irrespective of the type of network being studied. Furthermore, by using a generic, derandomized polynomial-time (re)labelling procedure we can convert a network N which achieves a ratio of p' for the full triplet set into an isomorphic network $N'(T)$ that achieves a ratio $\geq p'$ for a given input triplet set T . In this way we can easily use the full triplet set to generate, for any network structure, a lower bound on the ratio that can be achieved for arbitrary triplet sets within such a network structure. The derandomization we give is fully general and leads immediately to a simple extension of the $1/3$ result from [3]. We also demonstrate how the derandomization can be optimized if we have more information about the network N . Specifically, we show an alternative worst-case optimal level-1 algorithm with an optimized running time of $O(|T|n^2)$ where $|T|$ is the number of triplets in the input. We formally prove that this achieves a ratio of at least 0.48 for all n . Finally, we demonstrate the flexibility of our technique by proving that for level-2 networks (see [4]) we can, for any triplet set T , find in polynomial time a level-2 network consistent with at least 0.61 of the total weight of T .

We emphasise that in this paper all obtained ratios - and the notion of worst-case optimality - are defined with respect to the $|T|$, the size of the input set. This problem is related to, but distinct from, determining ratios with respect to the optimum solution for T itself. For example, if $|T| = 60$ and we find a tree consistent with 20 triplets of T , then that is $1/3$ in our formulation but if (say) no tree exists anyway that is consistent with more than 40 of the triplets in T , a solution containing 20 triplets is actually a 2-approximation. In general, an algorithm guaranteed to build a tree or network consistent with a fraction p' of the input T trivially becomes a $(1/p')$ -approximation for the problem of optimising with respect to the best possible solution for T . Even if we have identified the optimum value of p for a given subclass of networks, it does not necessarily follow that $(1/p)$ is the best possible approximation factor for the latter problem; we discuss this further in Section 6.

2 Definitions

A *phylogenetic tree* is a rooted binary tree with directed edges (arcs) and distinctly labelled leaves. A *phylogenetic network* (*network* for short) is defined as a directed acyclic graph in which exactly one vertex has indegree 0 and outdegree 2 (the root) and all other vertices have either indegree 1 and outdegree 2 (*split vertices*), indegree 2 and outdegree 1 (*recombination vertices*) or indegree 1 and outdegree 0 (*leaves*), where there is a bijection between the set of leaves and a set of *species*. A directed acyclic graph is *connected* (also called “weakly connected”) if there is an undirected path between any two vertices and *biconnected* if it contains no vertex whose removal disconnects the graph. A *biconnected component* of a network is a maximal biconnected subgraph.

Definition 1. A network is said to be a level- k network if each biconnected component contains at most k recombination vertices.

A phylogenetic tree can thus be considered a level-0 network.

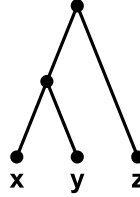


Figure 1. One of the three possible triplets on the set of species x, y, z . Note that, as with all figures in this article, all arcs are assumed to be directed downwards, away from the root.

The unique *rooted triplet* (*triplet* for short) on a species set $\{x, y, z\}$ in which the lowest common ancestor of x and y is a proper descendant of the lowest common ancestor of x and z is denoted by $xy|z$ (which is identical to $yx|z$).

Denote the set of leaves in a network N by L^N and the set of species by X^N . Let $n = |X^N| = |L^N|$. For any set T of triplets define $X(T) = \bigcup_{t \in T} X^t$. A set of triplets T is *weighted* if we have a function $W : T \rightarrow \mathbb{Q}_{\geq 0}$ specifying the relative importance of the triplets. The *total weight* of T is the sum of the weights of the individual triplets in T . An unweighted triplet set can be viewed as a weighted triplet set where all triplets have weight 1.

Definition 2. A triplet $xy|z$ is consistent with a network N (interchangeably: N is consistent with $xy|z$) if N contains a subdivision of $xy|z$, i.e. if N contains vertices $u \neq v$ and pairwise internally vertex-disjoint paths $u \rightarrow x$, $u \rightarrow y$, $v \rightarrow u$ and $v \rightarrow z$.

By extension, a set of triplets T is consistent with a network N (interchangeably: N is consistent with T) iff, for all $t \in T$, t is consistent with N .

Lemma 1. Given a phylogenetic network N with n_+ vertices, and a triplet t such that $X^t \subseteq X^N$, it is possible to determine in time $O(n_+^4)$ whether t is consistent with N .

Proof. We let $t = xy|z$ and for simplicity identify x, y, z with the leaves of N where the respective species are found. Let r be the root of N . We claim that t is consistent with N iff there exists a vertex $u \notin \{x, y, z, r\}$ in N such that the following three paths exist in N and are mutually disjoint in terms of their internal vertices: $r \rightarrow z$, $u \rightarrow x$, $u \rightarrow y$.

(\Rightarrow) Clearly, if t is consistent with N then by Definition 2 the path $v \rightarrow z$ exists. If $v = r$ are done, otherwise the path $r \rightarrow z$ can be created by combining $v \rightarrow z$ with any path $r \rightarrow v$.

(\Leftarrow) Suppose that the three paths exist. Consider any path P from r to u . Given that N is a directed acyclic graph such a path cannot intersect with the internal vertices of the paths $u \rightarrow x$ and $u \rightarrow y$. If P does not intersect with the internal vertices of the path $r \rightarrow z$ we are done. Otherwise let v be the last vertex from P that intersects with a vertex from $r \rightarrow z$, and let $v \rightarrow u$

be the subpath of P starting from v . It follows that the paths $u \rightarrow x, u \rightarrow y, v \rightarrow u, v \rightarrow z$ exist and are mutually disjoint on their internal vertices.

If we already knew u , we could use the algorithm in [2] (Thm. 3) to determine whether there exist three (internally vertex) disjoint paths $r \rightarrow z, u \rightarrow x, u \rightarrow y$ in N . To be specific, the algorithm from [2] shows how (in this case) the problem can be reduced to searching for a path between two vertices in a state-space graph G' containing $O(n_+^3)$ vertices. The graph G' is acyclic, and the fact that every vertex in N has outdegree ≤ 2 means that G' has a linear number of edges. So path-finding can also be done in $O(n_+^3)$ time, giving an overall running time of $O(n_+^3)$ if we know u . However, we have to guess u by trying all n_+ possibilities for it, giving a total running time of $O(n_+^4)$. \square

Note that in the definitions in this section we have made a distinction between leaves and species. This may seem artificial but it is necessary to support the notion of an *unlabelled* phylogenetic network. This is defined as above except for the fact that the leaves are unlabelled, i.e. there is no species set and thus also no bijection between leaves and species.

3 Labelling an Unlabelled Phylogenetic Network

Suppose we are given an unlabelled phylogenetic network N with n leaves, and a set T of m weighted triplets where $L^N = \{l_1, l_2, \dots, l_n\}$ and $X(T) = \{x_1, x_2, \dots, x_n\}$. The general goal is to label the leaves of N , i.e. to create a bijection $\gamma : L^N \rightarrow X(T)$, such that the total weight of triplets consistent with the resulting labelled network, which we write N^γ , is maximized.

Let $f(N, \gamma, T)$ denote the fraction of the total weight of T that is consistent with N^γ . Consider the special set $T_1(n)$, the *full triplet set*, of all the possible $3\binom{n}{3}$ triplets with leaves labelled from $\{x_1, x_2, \dots, x_n\}$ with all the weights equal 1. Observe that for this triplet set the number of triplets consistent with a phylogenetic network N^γ does not depend on the labelling γ . We may thus define $\#N = f(N, \gamma, T_1(n)) = f(N, T_1(n))$ by considering any arbitrary, fixed labelling γ .

We will argue that the triplet set $T_1(n)$ is the worst-case input for maximizing $f(N, \gamma, T)$ for any fixed unlabelled phylogenetic network N on n leaves. In particular we prove the following:

Lemma 2. *For any unlabelled phylogenetic network N with n leaves and any set of (weighted) triplets T with leaves labelled from $\{x_1, x_2, \dots, x_n\}$, if the labelling γ is chosen uniformly at random, then the quantity $f(N, \gamma, T)$ is a random variable with expected value $E(f(N, \gamma, T)) = \#N$.*

Proof. Consider first the full triplet set $T_1(n) = \{t_1, t_2, \dots, t_{3\binom{n}{3}}\}$ and an arbitrary fixed labelling γ_0 . By labelling the leaves of the network we fix the *position* of each of the triplets in the network. Formally, a position of a triplet $t = xy|z$ (with respect to γ_0) is a triplet $p = \gamma_0^{-1}(t) = \gamma_0^{-1}(x)\gamma_0^{-1}(y)|\gamma_0^{-1}(z)$ on the leaves of N . We may list possible positions for a triplet in the network N as those corresponding to $t_1, t_2, \dots, t_{3\binom{n}{3}}$ in the labelled network N^{γ_0} . Since a $\#N$ fraction of $t_1, t_2, \dots, t_{3\binom{n}{3}}$ is consistent with N^{γ_0} , a $\#N$ fraction of these positions makes the triplet consistent.

Now consider a single triplet $t \in T$ and a labelling γ that is chosen randomly from the set Γ of $n!$ possible bijections from L^N to $X(T)$. Observe, that for any $t_i \in T_1(n)$, exactly $2 \cdot (n-3)!$ labellings $\gamma \in \Gamma$ make triplet t have the same position in N^γ as t_i has in N^{γ_0} (the factor of 2 comes from the fact that we think of $xy|z$ and $yx|z$ as being the same triplet). Any single labelling occurs with probability $\frac{1}{n!}$, hence triplet t takes any single position with probability $\frac{2 \cdot (n-3)!}{n!} = \frac{1}{3 \cdot \binom{n}{3}}$.

Since for an arbitrary $t \in T$ each of the $3 \cdot \binom{n}{3}$ positions have the same probability and $\#N$ of them makes t consistent, the probability of t being consistent with N^γ is $\#N$. Hence, for a given weighted triplet set T and a random labelling γ of N , the contribution of each $t \in T$ to the expectation of the total weight of consistent triplets is equal to a $\#N$ fraction of its weight. \square

From the expected value of a random variable we may conclude the existence of a realization that attains at least this value.

Corollary 1. *For any unlabelled phylogenetic network N and any set of triplets T there exists a labelling γ_0 such that $f(N, \gamma_0, T) \geq \#N$.*

Using the technique of conditional expectations, the above statement may be derandomized to obtain the following:

Theorem 1. *For any unlabelled phylogenetic network N and any triplet set T , we may find in $O(n_+^4 \cdot n^3)$ time a labelling γ_0 such that $f(N, \gamma_0, T) \geq \#N$, where n and n_+ denote the number of leaves and the number of vertices of N , respectively.*

Proof. To derandomize the labelling from Lemma 2 we will iteratively use a procedure that computes the expected weight of consistent triplets assuming that labels of certain leaves are already fixed, and that the labelling is chosen uniformly at random for the remaining leaves. In order to compute this expectation, we will calculate, for each triplet $t \in T$, the probability that such a random labelling γ will make t consistent with N^γ . To calculate this probability we will consider all the possible positions of triplet t in the network N and check if this position is still *available* for t , given the already chosen labels. Among these available positions we will count those that make a triplet consistent with network N . Observe, that each of the positions available for t has the same probability of being chosen for t , hence the probability of t being consistent with N^γ is just the fraction of consistent positions among those available for t .

To speed up the algorithm, part of the computation will be done in a preprocessing phase. In this preprocessing we will compute, for every position p in N , whether p is a position that makes a triplet consistent. For each position we use the algorithm from Lemma 1 to test if this position is a consistent one.

The algorithm is as follows:

1. Preprocessing: compute which positions in N make a triplet consistent.
2. $\Gamma \leftarrow$ set of all possible labellings.
3. while there is a leaf l whose label is not yet fixed, do:
 - for every species x that is not yet used
 - let Γ_x be the set of labellings from Γ where l is labelled by x
 - compute $E(f(N, \gamma_x, T))$, where γ_x is chosen randomly from Γ_x , by the above described procedure
 - $\Gamma \leftarrow \Gamma_x$ s.t. $x = \operatorname{argmax}_x E(f(N, \gamma_x, T))$
4. return $\gamma_0 \leftarrow$ the only element of Γ .

The resulting γ_0 fixes labels for all the leaves, hence it is no longer a random labelling, but just a function. We will now argue, that $f(N, \gamma_0, T) \geq \#N$.

The initial random labelling γ , by Lemma 2, has the property $E(f(N, \gamma, T)) = \#N$. It remains to show that this expectation is not decreasing when labels of leaves get fixed during the algorithm. Consider a single update $\Gamma \leftarrow \Gamma_x$ of the range of the random labelling. By the choice of the leaf l to get a fixed label we choose a partitioning of Γ into blocks Γ_x . The expectation $E(f(N, \gamma, T))$ is an average of $f(N, \gamma, T)$ over Γ , and at least one of the blocks Γ_x of the partition has this average at least as big as the total average. Hence, by the choice of Γ_x with the highest expectation of $f(N, \gamma_x, T)$, we get $E(f(N, \gamma_x, T)) \geq E(f(N, \gamma, T))$.

We estimate the running time of this derandomization as follows. By Lemma 1, the preprocessing phase takes $O(n_+^4 \cdot n^3)$ time. In the main calculation part we need to fix every leaf, and we try every available species on it, which gives $O(n^2)$ tries. Each time we need to calculate the expected fraction of weight of consistent triplets. The easy way to do so is to try every single triplet on every single position, which takes $O(|T| \cdot n^3)$ time. We may save time by grouping those triplets that do not have any leaf fixed yet. They simply have the same probability of being consistent with N^γ . This group of triplets may be served in $O(n^3)$ time, and for each of the other triplets it suffices to enumerate the possible fixings of at most 2 leaves, which takes in total $O(n^2 \cdot |T|)$ time. Concluding, the derandomization time is dominated by the preprocessing phase and takes at most $O(n_+^4 \cdot n^3)$ time. \square

3.1 Discussion: what is implied by Theorem 1

The above theorem gives a new perspective on the problem of approximately constructing phylogenetic networks. From the algorithm of Gąsieniec et al. [3] we know that we can always construct a phylogenetic tree that is consistent with at least $1/3$ of the total weight of the input triplets. In fact, the trees constructed by this algorithm are very specific - they are always caterpillars (i.e. trees such that, after removal of leaves, only a directed path remains.) Theorem 1 implies that not only caterpillars, but all possible unlabelled phylogenetic trees have the property, that given any set of triplets we may find in polynomial time a proper assignment of species into leaves with the guarantee that the resulting phylogenetic tree is consistent with at least a third of the total weight of the triplets.

The generality of Theorem 1 makes it meaningful not only for trees, but also for any other subclass of phylogenetic networks (e.g. for level- k networks). Let us assume that we have restricted our attention to a certain subclass of networks. Consider the task of designing an algorithm that for a given triplet set constructs a network from the subclass consistent with at least a certain fraction of the given triplets. A worst-case approach as described in this section will never give us a guarantee better than the maximum value of $\#N$ ranging over all N in the subclass. Therefore, if we intend to obtain networks consistent with a big fraction of triplets and if our criteria is to maximize this fraction in the worst case, then our problem reduces to finding unlabelled networks within the subclass that are good for the full triplet set.

For level-0 networks (i.e. phylogenetic trees) the problem of finding optimal unlabelled networks for the full triplet is simple: any tree is consistent with exactly $1/3$ of the full triplet set. For level-1 phylogenetic networks an unlabelled network that is optimal for the full triplet set was constructed in [6]. We may use this network and an algorithm from Theorem 1 to obtain an algorithm that works for any (weighted) triplet set and creates a network that is consistent with the biggest possible fraction of triplets in the worst case (see Section 4). For level-2 networks we do not yet know the optimal shape of an unlabelled network for the full triplet set, but we will show in Section 5 that we can construct a network that has a guarantee of being consistent with at least 61% of the input triplets.

4 Application to Level-1 Phylogenetic Networks

4.1 A worst-case optimal polynomial-time algorithm for level-1 networks

In [6] it was shown how to construct a special unlabelled, level-1 network $C(n)$, which we call a *galled caterpillar*⁴, such that $\#C(n) \geq \#N$ for all level-1 phylogenetic networks N on n leaves. The existence of $C(n)$, which has a highly regular structure, was proven by showing that any other network N can be transformed into $C(n)$ by local rearrangements that never decrease the number of triplets the network is consistent with. They showed that $\#C(n) = S(n)/3\binom{n}{3}$, where $S(0) = S(1) = S(2) = 0$ and, for $n > 2$

$$S(n) = \max_{1 \leq a \leq n} \left\{ \binom{a}{3} + 2 \binom{a}{2} (n-a) + a \binom{n-a}{2} + S(n-a) \right\}. \quad (1)$$

In Figure 2 an example of a galled caterpillar is shown. All galled caterpillars on $n \geq 3$ leaves consist of one or more *galls* chained together in linear fashion and ending in a tail of one or two leaves. Observe that the recursive structure of $C(n)$ mirrors directly the recursive definition of $S(n)$ in the sense that the value of a chosen at recursion level k is equal to the number of leaves found in the k th gall, counting downwards from the root. In the definition of $C(n)$ it is not specified how the a leaves at a given recursion level are distributed within the gall, but it is easy to verify that placing them all on one side of the gall (as shown in the figure) is sufficient.

⁴ In [6] this is called a *caterpillar network*.

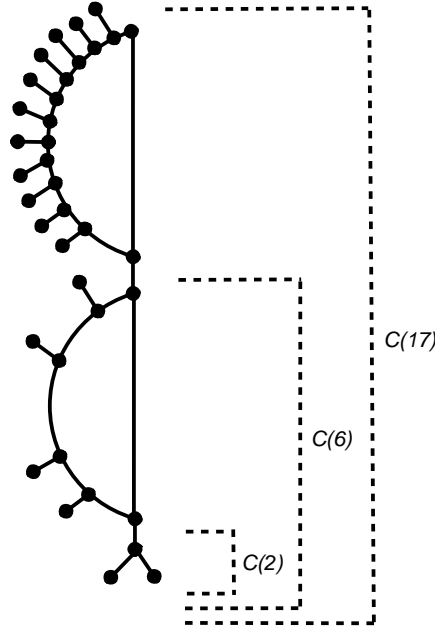


Figure 2. This is galled caterpillar $C(17)$, which contains two galls and ends with a tail of two leaves. The network $C(17)$ contains 11 leaves in the top gall because Equation 1 is maximised for $a = 11$. Observe also the recursive structure of the network.

Lemma 3. *It is possible to construct in time $O(n^2)$ an unlabelled phylogenetic network C isomorphic to $C(n)$.*

Proof. By using dynamic programming all values of $S(n')$ for $0 \leq n' \leq n$ can be computed in time $O(n^2)$. This already gives an implicit representation of C . If it is necessary to explicitly construct the network this can also be done in time $O(n^2)$. \square

Lemma 4. *Let T be a weighted set of input triplets labelled by n species. Then in time $O(n^7)$ we can construct a level-1 network N , isomorphic to the galled caterpillar $C(n)$, consistent with at least $S(n)/3\binom{n}{3}$ of the total weight of T .*

Proof. By Lemma 3 we can build an unlabelled, level-1 phylogenetic network C that is isomorphic to $C(n)$. Note that C contains in total $O(n)$ vertices. It remains only to choose an appropriate labelling of the leaves of C , and this is achieved by substituting C for N in Theorem 1; this dominates the running time. \square

Note that, because $C(n)$ achieves the best possible ratio for the input $T_1(n)$, the ratio achieved by the above algorithm is worst-case optimal for all n . Empirical experiments suggest that the function $S(n)/3\binom{n}{3}$ is strictly decreasing and approaches a horizontal asymptote of 0.4880... from above; for values of $n = 10^1, 10^2, 10^3, 10^4$ the respective ratios are 0.511..., 0.490..., 0.4882..., 0.4880.... It is difficult to formally prove convergence to 0.4880... so we prove a slightly weaker lower bound of 0.48 on this function. We can thus claim that in all cases the algorithm is guaranteed to produce a network consistent with at least 0.48 of the total weight of T , improving considerably on the $5/12 \approx 0.4166$ ratio achieved in [6].

Lemma 5. $S(n)/3\binom{n}{3} > 0.48$ for all $n \geq 0$.

Proof. The claim can easily be computationally verified for $n < 116$, we have done this with a computer program written in Java [9]. To prove it for $n \geq 116$, assume by induction that the claim is true for all $n' < n$. Instead of choosing the value of a that maximises $S(n)$ we claim that setting a equal to $z = \lfloor 2n/3 \rfloor$ is sufficient for our purposes. We thus need to prove the following

inequality:

$$\frac{\binom{z}{3} + 2\binom{z}{2}(n-z) + z\binom{n-z}{2} + S(n-z)}{3\binom{n}{3}} > 48/100$$

Combining this with the fact that, by induction, $S(n-z)/3\binom{n-z}{3} > 48/100$, it is sufficient to prove that:

$$\frac{\binom{z}{3} + 2\binom{z}{2}(n-z) + z\binom{n-z}{2} + 144/100\binom{n-z}{3}}{3\binom{n}{3}} > 48/100$$

Using Mathematica we rearrange this inequality to:

$$\frac{\lfloor 2n/3 \rfloor \left(22 + 9n + 33n^2 - 6(7 + 18n)\lfloor 2n/3 \rfloor + 86\lfloor 2n/3 \rfloor^2 \right)}{n(2 - 3n + n^2)} < 0$$

The denominator is positive for $n \geq 3$ so we only need to prove:

$$\begin{aligned} 22 + 9n + 33n^2 - 6(7 + 18n)\lfloor 2n/3 \rfloor + 86\lfloor 2n/3 \rfloor^2 &< 0 \\ \Leftrightarrow 22 + 9n + 33n^2 - 6(7 + 18n)(2n/3 - 1) + 86(2n/3)^2 &< 0 \\ &\Leftrightarrow n \geq 116. \end{aligned}$$

□

4.2 Optimising the derandomization when the underlying structure is already known

The derandomization presented in Theorem 1 essentially works by exhaustive search. If we know more about the structure of the unlabelled phylogenetic network that we are labelling, the derandomization can be made much faster. We continue with level-1 networks to demonstrate this.

Lemma 6. *The running time named in Lemma 4 can be improved to $O(|T|n^2)$ by customizing the derandomization procedure.*

Proof. We begin by constructing in time $O(n^2)$ an unlabelled level-1 network C that is isomorphic with $C(n)$ (see Lemma 3). Let r be the number of recombination vertices in $C(n)$. We partition the leaves of C into $(r+1)$ blocks. Let d_0 be the number of leaves in block 0 i.e. between the root and the first recombination vertex. Let d_r be the number of leaves in block r i.e. beneath the last recombination vertex (this value will be either 1 or 2). For $0 < i < r$ let d_i be the number of leaves in block i i.e. beneath the i th recombination vertex (numbering downwards from the root) but above the $(i+1)$ th recombination vertex. Let d_i^+ refer to $\sum_{j>i} d_j$. We impose an ordering $<_c$ on the leaves, defined as follows. For two leaves in the same block, the leaf that is closer to the root of C (in terms of shortest directed path) is earlier in the ordering. For two leaves in different blocks, for example blocks b and b' , the leaf in block $\min(b, b')$ is earlier in the ordering. Note that if block r contains 2 leaves then these leaves are actually indistinguishable under $<_c$ (see Figure 2); to ensure that $<_c$ is a total ordering we in this case impose an arbitrary ordering on those two leaves. This does not cause problems with the rest of the analysis.

We will label the leaves of C in the order specified by $<_c$. Assume that the labelling of the first $(k-1)$ leaves has been determined. To calculate the labelling of the k th leaf we choose a label which maximises the expected weight of triplets satisfied, assuming the labelling of the remaining $n-k$ leaves is chosen uniformly at random. For each possible labelling of the k th leaf, and for each triplet t in the input, we thus need to calculate the probability $P(t)$ that t is consistent with the network if the remaining $n-k$ leaves are labelled uniformly at random. The derandomization described in Theorem 1 essentially computes this probability by exhaustively trying all ways of mapping the unassigned species from t into the unlabelled leaves. We can do this much faster by

observing that in this case there are essentially only 6 different classes of triplets. Let I be the set of species used to label the first k leaves. Let $O = X(T) \setminus I$ be the not yet assigned species. All triplets are thus of the form $OO|I, II|O, IO|I, IO|O, OO|O$ or $II|I$. We assume that the k th leaf is in block i . Let l^+ refer to the number of unlabelled leaves in block i . Let γ be the partially complete labelling (at any iteration only defined on the range I). We now consider each class of triplets in turn.

Case $OO|I$: $P(t)$ will always be 1, irrespective of how the remaining $n - k$ leaves are labelled.

Case $II|O$: Let $t = xy|z$. If x and y are not mapped to the same block, $P(t)$ is zero. Otherwise, t is consistent with the network iff z is not mapped to the l^+ unassigned leaves remaining in that block. So in this case $P(t) = 1 - l^+/(n - k)$.

Case $IO|I$: Let $t = xy|z$ where x and z are the I species. $P(t)$ is 0 if $\gamma^{-1}(x) <_c \gamma^{-1}(z)$, and 1 otherwise.

Case $IO|O$: Let $t = xy|z$ where y is the I species. Consider a labelling γ_1 obtained by extending γ uniformly at random, as described. If any of the following three conditions are true the triplet t is not consistent with the network: (1) If x and y are not mapped to the same block; (2) if $\gamma_1^{-1}(z) <_c \gamma_1^{-1}(x)$; (3) if z and x are mapped to the same block with $\gamma_1^{-1}(x) <_c \gamma_1^{-1}(z)$. Thus, $P(t) = l^+ d_i^+ / (n - k)(n - k - 1)$.

Case $OO|O$: Let $t = xy|z$. Again, assume that labelling γ_1 has been obtained by extending γ uniformly at random. Let $s = (n - k - 3)!$. There are in total $2s \binom{n-k}{3}$ choices for γ_1 of the form $\gamma_1^{-1}(z) <_c \gamma_1^{-1}(y) <_c \gamma_1^{-1}(x)$ or $\gamma_1^{-1}(z) <_c \gamma_1^{-1}(x) <_c \gamma_1^{-1}(y)$ which make t consistent with the network. The only other types of labelling γ_1 which make t consistent with the network are of the form $\gamma_1^{-1}(y) <_c \gamma_1^{-1}(x) <_c \gamma_1^{-1}(z)$ or $\gamma_1^{-1}(x) <_c \gamma_1^{-1}(y) <_c \gamma_1^{-1}(z)$. In all these cases x and y have to be mapped to the same block, and z has to be mapped to a lower block. The case when x and y are both mapped to block i contributes $2s \binom{l^+}{2} d_i^+$. The case when x and y are mapped together to some block below block i contributes $2s \sum_{j>i} \binom{d_j}{2} d_j^+$. Given that there are in total $(n - k)! = (n - k)(n - k - 1)(n - k - 2)s$ choices for γ_1 , we have that:

$$P(t) = \frac{2 \binom{n-k}{3} + 2 \binom{l^+}{2} d_i^+ + 2 \sum_{j>i} \binom{d_j}{2} d_j^+}{(n - k)(n - k - 1)(n - k - 2)}$$

Case $II|I$: Let $t = xy|z$. $P(t)$ will in this case be 1 or 0 because species x, y, z have already been assigned to leaves. The analysis is essentially the same as in case $OO|O$: $P(t) = 1$ iff (1) $\gamma^{-1}(z) <_c \gamma^{-1}(y) <_c \gamma^{-1}(x)$ or (2) $\gamma^{-1}(z) <_c \gamma^{-1}(x) <_c \gamma^{-1}(y)$ or (3) $\gamma^{-1}(y) <_c \gamma^{-1}(x) <_c \gamma^{-1}(z)$ or $\gamma^{-1}(x) <_c \gamma^{-1}(y) <_c \gamma^{-1}(z)$ with x and y mapped to the same block and z to a lower block.

The running time can be analysed as follows. We begin with a pre-processing phase. Firstly we compute a look-up table for the values $S(n')$ for $0 \leq n' \leq n$. As in Lemma 2 this takes time $O(n^2)$. From this data we construct in time $O(n)$ a look-up table for the values d_i, d_i^+ and the function (used in case $OO|O$) $f(i) = 2 \sum_{j>i} \binom{d_j}{2} d_j^+$. Total pre-processing time is thus $O(n^2)$. In the algorithm itself we maintain and update a record, for each species x , of whether it is in I or O and (where relevant) the location of $\gamma^{-1}(x)$ in the $<_c$ ordering, and which block it has been mapped to. This is all computable in time $O(1)$. The algorithm needs n iterations to fix n leaves, and within each iteration $\leq n$ species candidates for the k th leaf have to be tried. For each species we try in the k th leaf we need to compute the conditional expectation by iterating over all the $|T|$ triplets; this takes $O(|T|)$ time because the probabilities for the six triplet cases are all computable in $O(1)$ time (thanks to the pre-computation of the $f(\cdot)$ function.) The total running time is thus $O(|T|n^2)$. \square

To close and summarise this section we combine all the preceeding lemmas into the following theorem:

Theorem 2. *Let T be a weighted set of input triplets labelled by n species. In time $O(|T|n^2)$ we can construct a level-1 network N consistent with at least $S(n)/3\binom{n}{3} > 0.48$ of the total weight of T , and this is worst-case optimal.*

5 A lower bound for level-2 networks

Theorem 3. *Let T be a weighted set of input triplets labelled by n species. We can find in polynomial time a level-2 network $N(T)$ such that $N(T)$ is consistent with at least 0.61 of the total weight of T .*

Proof. We prove this by showing how to construct a network $LB_2(n)$ consistent with at least 0.61 of the triplets in $T_1(n)$. Using Theorem 1 this can then be labelled to obtain the network $N(T)$. We prove this by induction. We take $n < 16813$ as the induction base; for these values of n we refer to a simple computational proof [9]. We now prove the result for $n \geq 16813$. Let us assume by induction that, for any $n' < n$, there exists some network $LB_2(n')$ such that $\#LB_2(n') \geq 0.61$. If we let $t(n')$ equal the number of triplets in $T_1(n')$ consistent with $LB_2(n')$, we have thus that $t(n') \geq 1.83\binom{n'}{3}$. Consider the structure in Figure 3. For $S \in \{A, B, C, D, E\}$, we define *hanging l leaves from side S* as replacing the edge S with a directed path containing l internal vertices, and then attaching a leaf to each internal vertex. We construct $LB_2(n)$ as follows. We create a copy of the structure from the figure and hang $c = \lfloor 0.385n \rfloor$ leaves from side C , $d = \lfloor 0.07n \rfloor$ from side D and $e = \lfloor 0.26n \rfloor$ from side E . We let $f = \lfloor 0.285n \rfloor$ and add the edge (F, r) , where r is the root of the network $LB_2(f)$. Finally we hang $a = n - (c + d + e + f)$ leaves from side A ; it might be that $a = 0$. (The only reason we hang leaves from side A is to compensate for the possibility that $c + d + e + f$ does not exactly equal n .) This completes the construction of $LB_2(n)$; note that as in Section 4 the network is constructed by recursively chaining the same basic structure together.

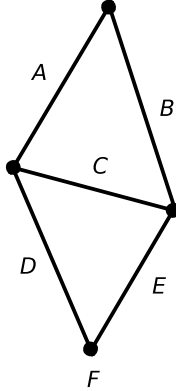


Figure 3. We construct the network $LB_2(n)$ by repeatedly chaining this structure together.

We can use Mathematica to show that $LB_2(n)$ is consistent with at least 0.61 of the triplets in $T_1(n)$. In particular, by explicitly counting the triplets consistent with $LB_2(n)$ we derive an inequality expressed in terms of $n, c, d, e, f, t(f)$, which Mathematica then simplifies to a cubic inequality in n that holds for all $n \geq 16813$. (To simplify the inequality we take $x - 1$ as a lower bound on $\lfloor x \rfloor$ and assume that no leaves are hung from side A). The Mathematica script is reproduced in Figure 4, and can be downloaded from [9]. Finally, we comment that the networks computationally constructed for $n < 16813$ are, essentially, built in the same way as the networks for $n \geq 16813$. The only difference is that, to absorb inaccuracies arising from the floor function, we try several possibilities for how many leaves should be hung from each side; for side C , for example, we try also $(c - 1)$ and $(c + 1)$ leaves. \square

6 Conclusions and open questions

With Theorem 1 we have described a method which shows how, in polynomial time, good solutions for the full triplet set can be converted into equally good, or better, solutions for more general (weighted) triplet sets. Where best-possible solutions are known for the full triplet set, this leads to worst-case optimal algorithms, as demonstrated by Theorem 2. An obvious next step is to use this method to generate algorithms (where possible worst-case optimal) for wider subclasses of phylogenetic networks. Finding the/an “optimal form” of level-2 networks for the full triplet set remains a fascinating open problem.

From a biological perspective (and from the perspective of understanding the relevance of triplet methods) it is also important to attach *meaning* to the networks that the techniques described in this paper produce. For example, we have shown how, for level-1, we can always find a network isomorphic to a galled caterpillar which is consistent with at least 0.48 of the input. If we do this, does the location of the species within this galled caterpillar communicate any biological information? Also, what does it say about the relevance of triplet methods, and especially the level- k hierarchy, if we know *a priori* that a large fraction (already for level 2 more than 0.61) of the input can be made consistent with some network from the subclass?

As mentioned in the introduction, an algorithm guaranteed to find a network consistent with a fraction p' of the input trivially becomes a $(1/p')$ -approximation for the problem of optimising with respect not to $|T|$, but with respect to the size of the optimum solution for T . It remains an interesting open problem to determine whether better ratios can be obtained for the latter problem via some different approach. For example, an empirical study in [8] suggests that, for trees, approximation factors in the region of 1.2 might be possible. This contrasts sharply with the best-known approximation factor of 3, a trivial extension of the fact that $p = 1/3$ for trees [3]. On the other hand, there could be some complexity theoretic reason why approximation factors better than $(1/p)$ (where p is optimal in our formulation) are not possible. Under strong complexity-theoretic assumptions the best approximation factor possible for MAX-3-SAT, for example, uses a trivial upper bound of all the clauses in the input, analogous perhaps to using $|T|$ as an upper bound.

7 Acknowledgements

We thank Leo van Iersel for his assistance with the $O(n^4)$ triplet consistency-checking algorithm.

References

1. A.V. Aho, Y. Sagiv, T.G. Szymanski and J.D. Ullman, Inferring a Tree from Lowest Common Ancestors with an Application to the Optimization of Relational Expressions, *SIAM Journal on Computing*, 10 (3), pp. 405-421 (1981).
2. Steven Fortune, John Hopcroft and James Wyllie, The Directed Subgraph Homeomorphism Problem, *Theoretical Computer Science* 10, pp. 111-121 (1980).
3. Leszek Gąsieniec, Jesper Jansson, Andrzej Lingas and Anna Östlin, On the complexity of constructing evolutionary trees, *J. Comb. Optim.*, 3, pp. 183-197 (1999).
4. Leo van Iersel, Judith Keijsper, Steven Kelk and Leen Stougie, Constructing level-2 phylogenetic networks from triplets, pre-print available <http://arxiv.org/abs/0707.2890> (July 2007)
5. Jesper Jansson, On the complexity of inferring rooted evolutionary trees, in Proceedings of the Brazilian Symposium on Graphs, Algorithms, and Combinatorics (GRACO 2001), Electron. Notes Discrete Math. 7, Elsevier, pp. 121-125 (2001).
6. Jesper Jansson, Nguyen Bao Nguyen and Wing-Kin Sung, Algorithms for Combining Rooted Triplets into a Galled Phylogenetic Network, *SIAM Journal on Computing*, 35 (5), pp. 1098-1121 (2006).
7. Jesper Jansson and Wing-Kin Sung, Inferring a Level-1 Phylogenetic Network from a Dense Set of Rooted Triplets, *Theoretical Computer Science*, 363, pp. 60-68 (2006).
8. Bang Ye Wu, Constructing the maximum consensus tree from rooted triples, *J. Comb. Optim.*, 8, pp. 29-39 (2004)
9. <http://homepages.cwi.nl/~kelk/tripletverify/>

```

c[n] = ((385 / 1000) * n) - 1
d[n] = ((70 / 1000) * n) - 1
e[n] = ((260 / 1000) * n) - 1
f[n] = ((285 / 1000) * n) - 1
t[n] = (3 * (610 / 1000) * Binomial[f[n], 3])

Simplify[
  (Binomial[c[n], 3] + Binomial[d[n], 3] + Binomial[e[n], 3] + t[n] + (Binomial[c[n], 2] *
    d[n]) + (Binomial[c[n], 2] * e[n]) + (Binomial[c[n], 2] * f[n]) + (c[n] * d[n] * e[n]) +
    (c[n] * d[n] * f[n]) + (Binomial[c[n], 2] * e[n]) + (c[n] * e[n] * d[n]) +
    (c[n] * e[n] * f[n]) + (Binomial[c[n], 2] * f[n]) + (c[n] * f[n] * d[n]) +
    (c[n] * f[n] * e[n]) + (Binomial[d[n], 2] * c[n]) + (Binomial[d[n], 2] * e[n]) +
    (Binomial[d[n], 2] * f[n]) + (d[n] * e[n] * c[n]) + (Binomial[d[n], 2] * f[n]) +
    (d[n] * f[n] * e[n]) + (Binomial[e[n], 2] * c[n]) + (Binomial[e[n], 2] * d[n]) +
    (Binomial[e[n], 2] * f[n]) + (e[n] * f[n] * c[n]) + (e[n] * f[n] * d[n]) +
    (Binomial[e[n], 2] * f[n]) + (Binomial[f[n], 2] * c[n]) + (Binomial[f[n], 2] * d[n]) +
    (Binomial[f[n], 2] * e[n])) / (3 * Binomial[n, 3]) > (610 / 1000) ]

-147984000000 + 94041640000 n - 16470260400 n^2 + 979319 n^3 > 0
n (2 - 3 n + n^2)

Reduce[ -147984000000 + 94041640000 n - 16470260400 n^2 + 979319 n^3 > 0, n, Integers ]
n ∈ Integers && (n ≤ -1 || n ≥ 16813)

```

Figure 4. The Mathematica script used in the proof of Theorem 3.