

Success and failure of programming environments
- Report on the design and use of a graphic
abstract syntax tree editor -

C. Recanati

Jan 1990

Abstract

The STAPLE project investigates a persistent architecture for functional programming. Work has been done in two directions: the development of a programming environment for a functional language within a persistent system and an experiment on transferring the expertise of functional prototyping into industry. This paper is essentially a report on the first activity.

The first section gives a general description of Absynte - the abstract syntax tree editor developed within the Project. Following sections make an attempt at measuring the effectiveness of such an editor and discuss the problems raised by structured syntax editing - specially environments based on abstract syntax trees. Although the benefits of syntax directed editors are obvious for beginners, the conclusion is that they are not very attractive for experimented users.

*This work was supported by the CEE (Esprit Project STAPLE) and by Non Standard Logics, Paris, France

1. Absynte: a graphic abstract syntax tree editor

1.1. Description of the editor

The Staple editor is called *Absynte* where these letters stand for **A**bstract **s**yntax **t**ree **e**ditor. Absynte allows the edition of programs stored in a persistent database as decorated abstract syntax trees (ASTs). A program can be displayed as several views: graphics views, text views and views mixing text and graphics together. Absynte also gives access to other tools manipulating the programs stored in the database, such as a `compile_and_run` command.

Let us begin by an informal description of how a program creation is handled within the Absynte environment. First of all, absynte is a program running under the X-window System - which has been welcomed as a universal low-level, portable graphic and windowing system. Absynte starts by opening a window decorated with a title bar that distinguishes Absynte graphic windows from other windows on the screen.

At the top of the window a menu bar provides a number of items in pop up menus: **Store**, **File**, **Edit**, **Window**, **Layout** and **Mode**. A bottom bar gives the name of the program being edited and some additional information. As an example, opening the File menu and launching the `new` command will put the editor in creation mode. Now if the user drags the mouse pointer to the center of the window and click, a first node containing the string `prog` appears.

Since the node labeled `prog` is incomplete, the user can click on it. This will extend the `prog` node with two sons: an optional list of definitions labeled `define*`, and an optional `expression*` to evaluate. Since it is itself incomplete, the `expression` node can be expanded to another tree. A click on it will show the list of all possible ways of completing it (see figure 1 below).

The user can then select an item by clicking on it. This will develop the selected subtree by replacing the incomplete typed node by a precise instance. Otherwise, clicking outside the menu will cancel the extension procedure.

At some point a terminal definition will be reached. For instance, if the user has chosen a `literal` in the `expression` menu, and then selected an `integer` value in the next submenu, he will be offered no further choices; instead, a little window will prompt him to enter a terminal string.

At any time new windows can be created and their content edited in any mode. The user can load programs from the persistent store or create new ones. He can cut or copy trees or subtrees selected in any window in a cut buffer. The cut buffer is not attached to a particular window but is shared by all graphic windows. The **Paste** and **Replace** commands are used to paste the contents of the shared buffer into the window from whose menu bar they have been activated. If there is a type mismatch, no replacement will occur and the editor will protest.

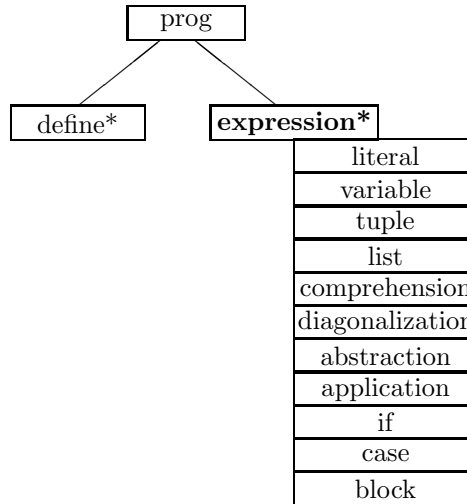


Figure 1: A completion menu

There are several ways of modifying the view of a tree. First you can edit a specific node in graphic mode or in text mode ¹. The natural situation is to have the whole program in graphic mode and some nodes displayed as text in separated windows. It is also possible to have unexpanded nodes, whose icons are associated with separated graphic windows.

Within the graphic mode the user can choose between different styles in a window: vertical centered mode, horizontal centered mode and simple horizontal mode (see figure 2). The distance between graphic nodes can be changed interactively. A node and all its descendants can also be hidden and replaced by a graphic icon; a window will automatically be associated with this icon. Clicking on the icon displays the corresponding window which shows the corresponding subtree as it was originally in the parent window (this is recursive procedure and you can have iconified nodes in it). At any time iconified nodes can be expanded in two ways: global expand (recursive) or simple expand.

To display a node in text mode, select the command **Text Mode**. This will iconify the selected node (and all his descendants) as a text icon and display the tree as text in an associated window. An icon corresponding to a text window will appear with a capitalized T on it. Clicking on a text icon with the left button opens the corresponding

¹In the standard Staple environment, the text mode uses a Miranda-like concrete syntax, but the concrete syntax can be changed at will.

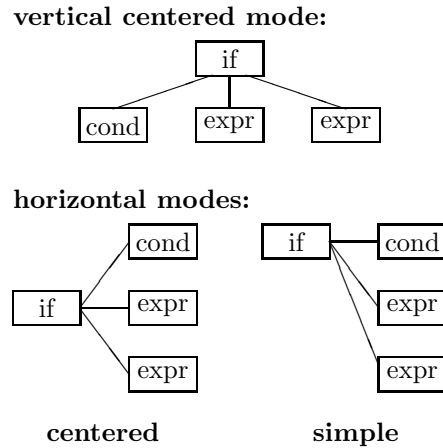


Figure 2: Graphic modes

text window. A new click on the text icon will close it. Clicking on a text icon with the middle button opens a menu containing the following commands: **Parse text**, **Graphic tree**, **Show window** and **Hide window**.

The **Parse** command launches a parser checking the syntax of the text being edited. Error messages will be displayed if the text does not fit the concrete syntax. The **Graphic tree** command moreover performs graphic conversion of the text contained in the text window. It will put the tree back in the main window as a graphic tree and remove the text icon and the associated text window.

A window in text mode provides a full text editor augmented with syntax facilities. There are many commands in text mode because Absynte has used a very powerful text server ². In particular, the user can easily move the cursor around in the text by means of the mouse pointer, he can search and replace segments of text in various ways, select one font per text window and load fonts on line as well. Furthermore certain keywords are recognized by the editor, and, when followed by an extension key (for instance the tab character), a template is automatically inserted. This syntax feature has been implemented through the definition of aliases and is not directly related to the ASTs structures.

The session can be finished by launching the **Save** command of the Store menu. This opens a dialogue box. A default name is proposed in a text area but it is editable. Clicking on the Confirm button or pressing the return key, will save the tree in the persistent store under the given name. The save can be canceled by clicking on the Cancel

²WX - a X-window general text editor developed independently at N.S.L.

button. There are also two other saving procedures available in the editor: the user can save (and load) text from the Unix file system in the text editor mode. Graphic trees can also be saved (and loaded) as unix files by using the File menu of the main window³.

Saved programs can be compiled and run from Absynte. The execution appears in a separated window. At the end of execution, this window is deleted by pressing the return key.

1.2. The obvious benefits of an internal tree structure

In the Staple system abstract syntax trees are the internal structures of programs. In this section we enumerate the obvious benefits of the use of AST in our system.

1.2.1. A clear syntax

As far as user interface is concerned, AST graphs give a very clear representation of the program structure. It removes all ambiguities possibly introduced by some specific features of the concrete syntax. It is fundamentally not ambiguous (no *dangling else* problem), and suppresses, for instance, the need for parenthesis. Furthermore the Absynte graphic view perfectly reflects the internal representation of the program and is a good frame for the top-down creation of a program - which, as we have seen, can be performed by clicking on incomplete nodes and selecting nodes in completion menus.

Many syntax editors have chosen ASTs as their internal representation of programs. This choice is independent of the external representation, in our case a graphic tree in graphic windows, and for instance in the Centaur system, a text representation. What is usually noted in the literature of systems based on ASTs is their use of templates, which are very easy to provide⁴. In the next section, we will discuss the properties of the so-called template model. Its main benefits are:

- typing effort is reduced, and the possibility of introducing typing error minimized.
- generated programs are syntactically correct.

1.2.2. A frame for the implementation of Persistence

Another strong feature of ASTs is that they provide a clear framework for the implementation of persistence. Persistence is a major concept of the Staple project. The persistence of data is the length of time for which it exist. One usually distinguishes between long-lived data structures (traditionally restricted to a file or database management system organization) and short-term data structures (normally expressed with programming language structuring facilities).

³This serves as an interface to the file systems and in addition allows the use of Absynte outside a persistent environment.

⁴In our case, we do not properly provide templates but graphic nodes stand themselves for templates and our system shares the properties (positive and negative) usually associated with template models.

In traditional programming there often is a considerable amount of code, typically 30 percent of the total, concerned with transferring data to and from files or a database management system. Much space and time is taken up by code to perform translations between the program's form of data and the form used for the long term storage medium. Thus in the program development process a lot of time is used to transfer data from one tool to another.

The advantages of orthogonal persistence in a programming system are numerous and widely documented (see [Atkinson 85] and [Atkinson 86]). A design is called *orthogonal* if all components can be mixed freely, without any restriction. Orthogonal persistence makes the persistence of a data object independent of how the program manipulates that data object. Another advantage is the removal of discontinuities in the design of software systems and their user interfaces. This is also a goal of a programming environment designer. Thus persistent systems provide an ideal base technology for integrated programming environment.

Traditionally, integrated programming environments have used a succession of files to represent the various stages of the software in development - from text to run-time structure. This complexity is unnecessary within a persistent system. It collects the various program representations - text, abstract trees, abstract trees decorated with various semantic information (comments, codes, graphic annotations or whatever) - and puts them together in the persistent store as multiple representations of the same object. All tools of a persistent system such as compilers, editors, interpreters, debuggers etc. can access and use the same information. In this way, much time and space is saved and coherence problems are easier to solve.

The language used in the Staple programming environment is a typed functional language, very similar to Miranda. Functional programming also contributes to improve software productivity in several areas. Firstly, functional programs tend to be shorter than those written in other languages. Secondly, functional languages are good for prototyping as compared with other specification techniques. They have the great advantage of not having to specify the control flow of the program. This removes an important disturbing element from the activity of programming; another good feature is the flexibility of the notations allowed.

Some other advantages of the Staple language are laziness, orthogonality and polymorphism. Laziness simplifies programming. It suppresses tests and the need of secondary functions (for instance the use of iterators in unification programs). It also allows the definition of streams - which are very useful for modeling. Orthogonality and polymorphism also simplify the writing of the program. Polymorphism allows the definition of generic operations which work on different types of data, in such a way that functions need not be rewritten for each data type in the abstract function's domain.

Some functional languages already provide module systems and separate compilation

(HOPE, Miranda, Haskell). However these modules are flat code rather than objects. Thus the evaluation of a module needs to be repeated during the execution of every program which imports that object from the module. The next step consists in treating modules as permanent objects of a persistent store; this was an important motivation of the Staple project.

The programmer now has the opportunity to use data types and functions from the persistent store rather than having to define every entity which she uses. The persistent store thus provides a programmer with a library of defined entities. In contrast to the inclusions in a program of previously typed text which has been saved in a file and must be recompiled before execution, the use of a function which had been saved in the persistent store is a run-time operation, with the evaluator obtaining the code for the function from the persistent store.

1.2.3. A frame for the integration of tools

ASTs provide a general framework for the integration of the various tools using the program. For instance, the editor can highlight errors found by the compiler within the text and move on user request to the next error to be corrected. Here a persistent programming environment is helpful because the compiler can decorated the abstract tree with appropriate annotations which the editor may access.

As well, the abstract syntax tree representation is useful for the building of a debugger. The reason is the same as in the compiler case: the abstract tree can be decorated with piece of code and then the execution of a program can be displayed as a traversal of the program tree.

1.2.4. A frame for language specifications

At the beginning of the project all partners agreed on the fact that the language should be functional, lazy, strongly typed and provide fundamental pattern-matching features. We then isolated an abstract syntax. But it was very difficult to find an agreement on concrete syntax. Then Absynte was designed so as to generate a syntax directed editor from a list of specification rules. The generator system uses the specification of a language as input and produces as output the required syntax-directed editor. Abstract syntax trees were already the basis of our implementation of persistence, and they provide an easy frame for language specifications. The specification rules were designed to define the ASTs set and also to give some instructions to the system for driving the editor. Then we were free to change the abstract syntax while developing the user interface.

ASTs are made available to the generator system by means of a formalism allowing the definition of class rules and production rules. The class rules define the syntactical categories of nodes. The production rules describe the structure of a node by defining

the number and the types of its sons. The class rules are used by the generator system to create menus for the expansion of incomplete nodes and the production rules are used for displaying the nodes. Lately, ASTs (as production rules) have also been decorated with pretty-printing annotations allowing automatic translations from graphic representation to text representation.

Today the generator system produces an abstract syntax tree editor for an arbitrary abstract syntax but not a complete environment (with compiler and interpreter) because we do not have implemented *semantic* specifications. The Staple environment includes a compiler and an interpreter, but these tools are specific to the functional language used by Staple and not generated by the parsing of semantic specifications.

2. Syntax directed editors: some problems

In the preceding section we have enumerated the advantages of the use of ASTs in our syntax directed editor. To summarize, they generally provide the following benefits:

- ASTs remove contingent ambiguities introduced by concrete syntax.
- ASTs provide a good implementation structure in many respects: trees are easy to manipulate and can be decorated at will.
- ASTs facilitate the automatic generation of syntax-directed editors by providing a frame for syntax specifications.
- ASTs lead to the generation of syntax editor based on the *template model*.

In this section, we will be more critical towards the practical use of ASTs in syntax directed editors.

2.1. Template and token model: top-down vs bottom-up

The major concept of the template model is a template containing *place holders*. These place holders can be expanded by means of other templates; this is often supported by commands or menus to choose a permitted construct. Text must be inserted if the place holder can no longer be expanded: the only allowed construct is then a terminal symbol.

The text always remains syntactically correct, since the type of permitted construct is determined by the type of the place holder. A type checker is nevertheless often used to perform additional semantic checking.

In the token model, text editing is permitted everywhere. The text is checked continuously during editing with an incremental parser. The user knows at each moment whether the text he has typed is correct or not.

The template model and the token model can also be viewed as top-down model and bottom-up model. The template model is a top-down model since the program is created from a top template by inserting allowed constructs. A top-down strategy is well

suitable to the creation of a new program. With expansion of templates a new program can be quickly constructed and is guaranteed to be syntactically correct. This feature is especially useful for novices.

A first problem within a pure template model is that only terminal symbols can be entered as free text. This characteristic is absolutely intolerable in practice. Suppose you want to enter an arithmetic expression containing three or four operators. Then you should select the appropriate template by means of commands or menus for each operator and argument - which results in many additional commands being triggered.

This is why a pure template model has never been implemented in practice. Both the Cornell Program Synthesizer ([Reps 84], [Teitelbaum]) and Mentor ([Donzeau]) have used a hybrid model of top-down replacement of place holders with template and bottom-up construction of phrases from free text. We have also adopted such a model in Absynte. In a hybrid model, a focus is used to delimit an area of free text editing. In this area the text may be temporarily incorrect. In the systems where the internal representations are ASTs, a first drawback is the administration required for parsing and unparsing the new representation.

If a free area is really useful to enter arithmetic expressions it does not solve the most important defect of the template model: how to handle modifications within a tree structure? The replacement of a *while* statement by an *until* or *if* statement is more difficult than the corresponding change in a traditional text editor (the latter is quite simple). In general, the replacement of one construct by another causes all information belonging to the old construct to be deleted. If the user wants to save some pieces, he can sometimes do it in special buffers or windows, but he must perform these operations separately (for each syntactic category and, of course, before the complete removal) because every piece of program to be saved must be inserted in its future template separately.

Hybrid models do not solve this problem. When the text can be freely introduced in a free area, it must nevertheless be at some point converted into an abstract syntax tree node. Thus, although free text is allowed in a free area, not all expression can be in practice introduced there and the user must take care of the syntactical types. This constraint demands some particular attention and complicates the editing task instead of simplifying it.

The fact that no pure template model exists only shows the obvious superiority of the token model. Note that the difference between the token based model and the template model is not that the representation provided by the system is textual in one case but not in the other. Most of systems based on a template model have used text for displaying abstract trees. The true difference is the way a program text can be entered. Template models are plagued by the problem of program modifications, even if the representation provided is textual.

Modifications such as "while-to-until" are awkward because they are neither considered nor specified in the language definition. The only way to solve this problem is to have an extensional list of all possible tree transformations allowed. Each valid editing operation should be designed as a tree transformation rule specifying when and how this editing function may be applied. In other words, the only way of handling tree modifications is to define a specification language specially designed for this purpose! This solution has been taken seriously by Arefi, Hughes and Workman for the automatic generation of visual syntax-directed editors ([Arefi]). Although it certainly does not satisfy the Occam razor principle, it is the only solution to the building of user-friendly graphic syntax-directed editors.

The properties of the token model are exactly opposed to the ones of the template model. In the token model text editing is permitted everywhere in the window and it is a bottom-up editing model. Text is perceived as a sequence of tokens, which means that each word in the text has a lexical type assigned to it. Because of the text oriented character of the token model, there is generally no possibility for manipulating language constructs.

If changes are easy, parsing is difficult and program creation is harder than with template models. Nevertheless some systems provide automatic correction (as variable declaration insertion in Cope [Archer]). The text must be parsed to check errors after each modification. The drawback from the user's point of view is that many errors may be permanently highlighted because the writing of a program includes a lot of incorrect temporary states. From the viewpoint of the designer the drawback is that an incremental parser⁵ is called for.

Very few systems have integrated a token model based editor. Interesting work has been performed in automatic generation of bottom-up incremental parsers from language specifications in the Gipe project ([Heering 88a], [Heering 88b]) but the text editor of the current Centaur system is still based on a hybrid model and the parsing command must be selected in a menu to parse the content of a free text area. The same criticism can be made to Absynte.

2.2. Multi-language system problems

We can also divide existing systems into different categories according to their functions: some are specially built for a specific language while others are multi-language systems. Pascal has frequently been chosen as a specific language (Omega, Poe, Magpie and Pases) because of its block structure and its simplicity. By contrast, the Cornell Program Synthesizer, Pecan, Centaur and Staple are examples of multi-language systems.

Systems built for a specific language have great advantages. They are more simple and

⁵Incremental parsing is difficult to implement. To be efficient, it must minimize the amount of parsing by comparing the old and modified text, which requires a lot of administration.

therefore easier to implement. But the most important thing is that they can take into account any particular characteristic of the language.

Yet most of the systems appear to have evolved from the production of a single programming environment for a specific language to the generation of other environments from language specifications. For instance, both the Cornell program synthesizer and the Mentor system were in their first version designed for a specific language.

We think that this general move has been an interesting experiment, but failed at producing pragmatic programming environments. The design of these systems was based on the idea that by means of abstract descriptions, the generation of syntax-directed editors would not be too expensive. But this is untrue⁶.

In this section, we are going to give a few examples taken from various systems to illustrate this point and give the reader the flavor of language specification problems.

2.2.1. Syntax specifications

Syntax specifications are the starting point of the generation of specific programming environments. It includes abstract and concrete syntax specification and, for some system such as Centaur and Staple, pretty-printing rule specifications. Additional information is frequently required by the system to show other views of the program or to define the relationships between abstract specifications and concrete specifications. In systems using ASTs, the compiler for these specifications usually provides a parser and an unparser from AST to text and reverse.

Two typical approaches are given by Pecan and Centaur. Both are interesting in the way the specifications of abstract and concrete syntax are given. It shows in particular that the relationships between these descriptions is the cornerstone of such systems.

In Centaur, the language in which concrete and abstract syntax are specified together with their relationships is called METAL (see [Borras 88b]). A Metal specification of a formalism F (a language to be added to the system) consists of three parts:

- the definition of the concrete syntax in terms of BNF-like rules: this is a set of rules that make it possible to decide whether or not a given sentence belongs to the formalism. These rules will be used to construct a parser for F.
- the definition of the abstract syntax in terms of *operator* and *phyla*: to define the set of correct abstract syntax trees.
- a list of tree building functions: these functions specify the connection between the concrete syntax and the abstract syntax.

⁶Firstly because this generalization is expensive. Secondly, it is not really effective. In all actual systems, the term 'multi-language' is a bit too strong. In practice, the languages that can be introduced are all of the same family - imperative or functional - and such systems are not prepared to the automatic generation of a good C++ (object oriented) language editor. Furthermore even in traditional programming the generated environment is in general not efficient enough to satisfy the user.

The compilation of this specification produces a parser and a tree generator.

In Pecan, the specification uses a statement-oriented semantic language ([Reiss 84b]). Each abstract syntax construct is annotated with the information needed by the system to build and define various views. An example of specification for the Pascal *while* statement is given in figure 3.

```
while_statement=>EXPRESSION STATEMENT ::
SOURCE: "WHILE @1 DO @+@R@c@2@_@R@c"
COMMENT
SYNONYM: "While"
NS: LOOP @1 @2 NONE;
SEMANTICS: {
  BEGIN loop;
  DEFINE NAME=operator,EXIT,CLASS=label;
  DEFINE NAME=operator,NEXT,CLASS=label;
  USE NAME=operator,NEXT,CURRENT=ONLY;
  FLOW LABEL=1,LABEL=REF;
  DO @1;
  FLOW NOTTEST,2;
  DO @2;
  FLOW GOTO=1;
  USE NAME=operator,EXIT,CURRENT=ONLY;
  FLOW LABEL=2,LABEL=REF;
END;
};
```

Figure 3: Annotated Abstract Syntax for the WHILE Statement

The main advantage of the Pecan approach is its simplicity . The same description specifies syntactic and semantic aspects as well as pretty-printing rules. Consequently a modification requires only one change to the structure concerned. We have adopted a similar method in Staple. The relationships between abstract syntax, concrete syntax and semantics are obvious since they are located in the same structure. This is not the case in Centaur where the definition of tree building functions is required in addition to the abstract and concrete syntax specifications. Furthermore in Centaur these various specifications are given in different formalisms and compiled separately. Pretty-printing of abstract trees is defined in yet another formalism called PPML([Borras 88a]) while in the preceding example of Pecan (figure 3), the source string annotated with SOURCE is used both for pretty-printing the syntax trees and for parsing typed-in text.

Nevertheless, the Pecan approach is less general and the language of specification cannot be used to describe the features of all languages. The Centaur system is more

powerful but is heavy. The introduction of a new language requires in practice much expertise on the various components of the system (see [Rideau 88])⁷.

2.2.2. On pretty-printing specification

The idea of parametrized pretty printing was developed in a very interesting way in the Centaur system. To build our abstract to concrete representation translator (unparser) we have adopted a similar approach. Pretty-printing is specified by annotating the production rules of the grammar. A general pretty printing specification is a list of pretty-printing rules of the form

```
<pattern> -> <format>
```

where `<pattern>` is an abstract syntax tree containing variables, and `<format>` a formatting specification. When parsing an actual expression the rules are selected by matching the top of the tree to the left side of a production rule. When a rule is selected, variables in the pattern are associated with sub-trees of the tree in the order of occurrence - the leftmost variable with the leftmost sub-tree, the next occurrence with the second sub-tree from the left, and so on. On the right hand side of the rule, the format side, variable occurrences denote the result of a recursive call of the pretty printing rules on the sub-tree.

For instance, in

```
(PPR) if (#cond,#stat1,#stat2)
      -> #stat1 "if" #cond '\n'
          '\tab+' "otherwise" #stat2
```

the occurrence of `#cond` on the left side of the arrow stands for the leftmost sub-tree of the tree being pretty-printed. On the right side of the arrow it stands for a recursive call to the pretty-printer applied to that sub-tree. Terms within double quotes are reserved words of the concrete syntax. Terms within single quotes are formatting specifications.

In the Centaur system, several pretty-printing rules may match a given operator and a selection mechanism determines which rule obtains. The selection rule is simple: the rule applied is the first in the list of rule that matches the left-hand side.

Furthermore the pretty printer takes into account the size of the displaying window and the result is very impressive. You can modify the size of a window and the text is modified so as to show all words. But the pattern-matching mechanism is of no help in this case and we are convinced that, if the result turns out to be very satisfactory, this is due more to the power of the formatting language than to the pattern-matching

⁷A complete language specification requires the use of three different formalisms: METAL, for the specification of concrete and abstract syntax (and their relationships), PPML for the pretty-printing rules and TYPOL for the semantic description. One can nevertheless argue that the introduction of a new language does not arise every day.

procedure.

In our system only one rule is applicable at a time. Patterns can thus be viewed as abstract nodes having their sons as the only possible meta-variables⁸.

As PPML (see [Borras 88a] and [Borras 89]), the Absynte formalism describing the layout of patterns uses the notion of box. A box is either an atomic box or a compound box. The combination of the elements is expressed with box combinators and parameters.

A box language has obvious advantages. In particular, it is well adapted to the layout of ASTs. Another interesting feature is that it can be used to mix text and graphic freely. The most important notion in laying out text is *indentation*. This notion covers both *new lines* and *tabulation*. Text always begins at the left and, as has been shown by the Centaur example, can be dealt with by a box meta-language that handles only horizontal and vertical alignments.

For graphics, the situation is a little bit more complex. One would also like to arrange boxes in centered fashion. Secondly, one would like to print not only boxes but other objects as well, for example, lines between boxes. The way lines should be drawn should also be specified by a pretty printing meta-language.

Both requirements are easily provided by a box meta-language. There are three privileged locations on an horizontal line: Left, Center and Right. Similarly, on a vertical line, Top, Middle and Bottom. As a result, we have identified six fundamental operators on boxes allowing to describe most of them mutual positions.

⁸However this simplification does not result in a weaker pretty printing mechanism since the power of the system is determined to a larger extent by the power of the formatting language rather than by the way the rules are selected. Pattern matching only looks for inclusion of nodes. For instance, you can distinguish between the enclosing of an if-expression into another if-condition and a simple if-expression by adding a rule before the normal one used for the pretty printing of an if-node:

```
(PPR1) if ( (#cond,stat1, stat2) ,
#stat1, #stat2 )
- > ...
(PPR2) if (#cond,#stat1,#stat2)
- > #stat1 "if" #cond "otherwise" #stat2
```

But such distinction is not obviously needed. For esthetic printing purposes, the printing properties of the sons of the current node, for example their size, matter most for the selection of the appropriate printing rule. These properties can be determined from the right side provided the language is powerful enough, because the recursive call to the pretty printing procedure appear in the right side. Therefore, the choice of the rule being selected is not all that important in the pretty printing mechanism. To the contrary, it is the formatting language which gives all its power to the system by means of attributes tested on the right side of the pretty-printing rule. Nevertheless, the pattern-matching mechanism has some advantage: it can be used to solve some of the problems raised by the parsing and unparsing of ASTs.

To draw lines between nodes one could simply have a system which draws lines between the nodes in a uniform manner. For instance, it could always join the center of the boxes ⁹. Another solution is to augment the meta-language and to describe the lines between a node and its sons. This extension does not necessarily requires many changes in a box language because horizontal and vertical segments can be treated as boxes having a single dimension.

Before ending this section we would like to mention a simple tool that we think a good programming environment should possess. One of the interesting feature of our text editor is its conception of templates in text mode. Each keyword of the language or abstract label of an abstract node is a possible alias for the extension of a template. Contrary to other editor based on the template model, the use of templates is here only recommended and the user can use the editor as a traditional one if he prefers.

Two very simple generalizations of our templates mechanism could really accelerate the writing of programs and improve programs's comprehensibility. The first generalization is a good example because it shows that interesting tool do not necessarily require special knowledge on syntax. It consists in adding an on-line generator of aliases which adds to its aliases list any word typed-in by the user. In doing so, all reserved keywords will soon be in the aliases list, as well as all variables identifiers, type identifiers and user's functions names. With this facility, the user would not be afraid of using long function names. Suppose for instance the user has defined a function called `CreateSimpleWindow()`. He could now just type the first three letters, for instance `Cre`, followed by an escape sequence, to get the whole word `CreateSimpleWindow` be automatically inserted. If two or more aliases begin by `Cre`, the editor will offer the list of all possible choices in a pop-up menu. With this simple tool, programs would gain in clarity because long names are more precise and comprehensible.

The second extension is in the same spirit. This time it is relative to the programming language. The idea is to recognize instructions given for the inclusion of modules (or libraries). Then to parse these modules or librairies to generate aliases for the functions used in these modules. This feature would be very interesting with graphic librairies, because function names are in this case quite long and sometimes hard to remember. In particular, it would be interesting to have aliases for the whole definition of the functions, so as to help the user by giving the names and number of the arguments required.

2.2.3. Parsing abstract and concrete syntax

Text view is a conventional view of programs. It is also one of the most widely used. In traditional editors, a text is treated as a list of characters and the compiler directly produces code from the parsing of a text file. In the systems where abstract syntax trees are the internal representation of programs, the compiler uses the ASTs representation directly. A text view is nevertheless proposed to cope with user's habits. The designer

⁹this is the actual solution of Absynte.

of a text view must propose a parser and an unparser to convert abstract syntax tree into text and *vice versa*.

Problems are created by the fact that there is no *a priori* canonical transformation between abstract syntax and concrete syntax. Let's call for instance **AtoC** an acceptable transformation (from a semantic point of view) from abstract syntax to concrete syntax and **CtoA** an acceptable converse transformation. It is often difficult to choose a pair which satisfies the functional identity

$$\text{CtoA} \circ \text{AtoC} = \text{Id}$$

and to preserve the original text typed-in. This is a major problem for the building of systems which, as **Absynte**, propose two views of the program: a pure graphic view representing an abstract syntax tree, and a free text view corresponding to the concrete syntax ¹⁰.

For instance, suppose the concrete syntax of the language allows a **guard** statement but that there is only an **if**-node in the AST's set. Then **CtoA** will probably transform a guard into a cascade of if-nodes. But **AtoC** will transform an if-node into an if-statement and then the cascade of if-nodes will be translated back into a cascade of concrete if-expressions. Thus a user who has created a piece of code as a guard in text mode will lose its original format when requesting the editor for the abstract view.

The same problem is frequently raised by more simple forms allowed by the concrete syntax of languages. For instance many languages accept that a list of type declarations be shortened to a single type declaration for a list of variables. This also creates problems with the parsing (and unparsing) of declarations as:

```
ident1, ident2: typename;
```

which can be treated by the abstract syntax as a declarations list:

```
ident1: typename;  
ident2: typename;
```

This problem arises each time the concrete syntax allows special abbreviations. Analogous problems are raised by intrinsic ambiguities of the concrete syntax. For instance if the conditional **if**-statement allows two possible concrete forms - an if-then-else form and an if-then-otherwise form. Parenthesis around expressions also raise a similar problem. In all these cases, a canonical **AtoC** transformation would by definition make a certain choice and the original user's representation will be lost (if not kept somewhere in the internal representation of the abstract tree).

Most of the systems using templates have solve part of these problems by not allowing all user's text representation. They also sometimes chose the abstract syntax so as to

¹⁰Similar problems are raised by the free-text area of an hybrid editor.

eliminate them. But this raises the following question: How should the designer of a specific language-mode define the abstract syntax of a language ? Can he change it at will ? If so, what is exactly abstract syntax ? Should abstract syntax be designed so as to be as close as possible to its possible concrete representations, or so as to minimize the required nodes for ASTs to machine-code transformations ?

In the current version of Absynte, we do not preserve the original text typed-in by the user. When transformed into graphics by the graphic mode command, the text is first parsed and displayed as a graphic tree. If the tree is then modified and the user ask for displaying it as a text, the unparsing command (automatically generated by the concrete syntax specification) is launched and the editor displays its own pretty-printing version of the program and the previous typed-in version is lost. It could be possible to attach to each abstract node the rule to be applied for unparsing in case of ambiguities so as to maintain most of the original typed-in text, but this method would still failed with a few cases.

Other problems, besides the parsing of abstract syntax trees, are related to particular text token which are supposed not to be part of the concrete form and are already ignored by the traditional compilers. Thus elements like comments, tabulations and blanks, which may appear anywhere, also cause the failing of the " $CtoA \circ AtoC = Id$ " equation. Figure 4 classifies the problems raised by the translation of abstract to concrete syntax.

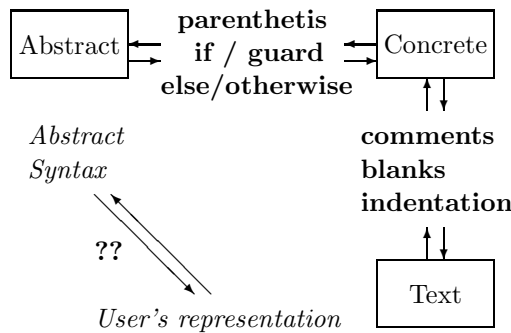


Figure 4: Parsing problems

The problem raised by comments is interesting because it underlines the fact that the syntax of traditional programming language has not be designed for human understanding (but is rather strongly machine oriented, even in the best cases). In a program text, comments can be added anywhere. On a tree representation, there are *a priori* only a few solutions. One can globally attach a comment to a node or one can attach

a comment to a position relative to a node: before a node, onto a node and after a node.

Whatever solution is retained, it will be difficult to maintain the coherence between the structured view and a free text view. If, for instance, comments are kept in the structured view by attaching a piece of text to a node, the cutting of this node will remove the comment while in a text representation the comment would have been saved. Also, if comments are treated as separated entities and attach to a node with an indication of place (as a **before** annotation), the removal of the node could trigger a reallocation procedure determining where the comment must be replaced. But this new place could depend on contextual concrete features and it could become very difficult to automatically generate the reallocation procedure from traditional syntax specifications.

Anyway, the fundamental question concerning comments - where to put them - is neither correctly answered in traditional programming. In a free program text for instance, some comments are actually commenting a precise instruction. Then they could have an equivalent on the abstract tree in being attached to the corresponding abstract node. But most of the time, comments are not attached to a precise instruction but rather to a group of instructions. Furthermore, if a program text contains too many comments, it can become (from a programmer point of view) completely unreadable. In fact, the program text is not a good frame for the insertion of comments.

These facts have been brilliantly underlined by Knuth and partially solved by editors proposing environments for his *literate programming* style ([1]). The idea of a macro substitution of some piece of code by labeled comments templates is very interesting and we particularly appreciate it because it solves the comments problem. As a matter of fact:

1. It allows the hiding of uninteresting pieces in the program at an arbitrary level in the tree (both for code and comments).
2. It focuses the attention on interesting pieces (both for code and comments) and groups them together at an arbitrary level in the tree. The important point here is that some parts of the tree are highlighted and others are compressed without requiring that these parts be themselves entire sub-trees.
3. It allows a real mixing of comments in ordinary language with proper concrete syntax feature of the native programming language.

What is particularly interesting in this view of comments is that they still are inserted within the syntax structure but are not attached to a particular instruction.

The reasons why such programming environments are not yet very successful are not to be found in their fundamental properties but in contingent features of their proposed implementations. But the original idea, seen as a solution to the comments problem, is still valid and should be taken into account by future programming environment

builders ¹¹.

2.2.4. Semantic specifications

A context-free grammar is generally used to describe the syntax of a programming language. However there are semantic features which it is not powerful enough to describe, e.g. the constraint that all variables must be declared in a program. So a more powerful specification language is frequently required. As well the design of specific editing functions frequently requires a contextual definition. For instance, we have seen that context sensitive functions were the only possible solution to the problem of program modifications in the template model.

A quite popular formal approach to semantic specification uses attribute grammars for defining language semantics. An attribute grammar is a context-free grammar extended by attaching attributes to the symbols of the grammar. The Cornell program synthesizer is a good illustration of a programming environment generator built on this model.

In such a system which represents programs as attributed trees, an update of attributes is required after each modification of the program. A general algorithm is to propagate changes of attribute values in the tree. The essential problem is that attribute grammars have non local dependencies among attribute values and sometimes a large number of intermediate attributes must be updated. So there is an efficiency problem for attribute updating.

An optimal algorithm for incrementally evaluating attributes has been proposed by Reps in the Cornell program synthesizer (see [Reps 82], [Reps 86] and [Demers]); but this algorithm was not so fast. Hoover ([Hoover]) has proposed a scheme for copy bypass attribute propagation that dynamically replaces copy rules with non local dependencies, resulting in faster incremental evaluation. Other systems have frequently used some auxiliary data structures to record non local dependencies in trees (as for instance the Poe system, see [Fischer]).

Perhaps because of the efficiency problem just mentioned, a number of systems have not used attribute grammars for specifying semantics. Figure 3 illustrates the method used by Pecan. The specification of the semantic of the *while* statement is provided by the annotation labeled SEMANTIC. This approach, using a statement-oriented semantic language for providing a specification is simpler than attribute grammars. The dependency information needed for incremental compilation is implicit in the language

¹¹WEB has the principal defect of being a Pascal's environment; it was also designed as a tool for the generation of a document. C-web was suffering of ergonomics problems. To be successful, a good implementation should integrate ideas coming from WEB and ideas coming from Hypertext. As in WEB, comments should be attached to any contiguous piece of code while preserving the original native language structure (as with a macro substitution). Automatic indexations should be used for browsing in the displayed program structure. As within an hypertext, the user should have access to the various components (code or comments or related indexed parts) with the mouse by a simple click onto the designed piece. Comments could then be correctly nested at any level, and hidden if necessary.

and is not separately specified. It allows almost all of the semantics to be provided without any external code, contrary to attribute systems which require semantic functions to be specially written for the semantic description.

In Centaur, the specification of semantics uses a formalism based on natural deduction, called natural semantics. It is written in a language called TYPOL. TYPOL allows the writing of semantic rules consisting in a numerator and a denominator. The numerator is collection of premisses and the denominator a formula which holds if all premisses of the numerator hold. Abstract syntax terms occur in most rules and rules can be decorated with lisp actions in a yacc manner.

As all METAL specifications these descriptions must be compiled and generate Prolog code. The compiler includes a type-checker which is an important component of the system. The type-checker is written in Prolog because of the inference mechanism involved in this language. A good TYPOL environment exists within Centaur and many specifications have been written. The most important objection this system raises is that it uses much memory space.

There are other approaches to semantic specification. For example, an algebraic specification formalism has also been carried out as part of the Centaur project. The Omega system uses a relational database to manage all program information. Although type-checking reduces the amount of handling, the problems are again efficiency and memory space.

2.3. Ergonomics problems

The general scheme of an interface program separates internal representations (in our case ASTs or programs) from their external graphic representations (a graphic tree or a text). The external representation is sometimes called *the interface* because it provides an interface to internal representations. Another program called the interface is the module of interactive actions available to the user on external representations. Problems related to the design of this module are usually called *ergonomic* problems. Some of them are inherent to the structures used as external representations while others are more contingent and may be suppressed by taken into account a few simple rules.

2.3.1. The interface design golden rules

To build a good interface, a designer should try as far as possible to:

1. increase the number of user's possible interactive actions.
2. be aware of the intrinsic *complexity* of interactive actions.
3. be aware that these actions be *naturally understood* (by the user)

To satisfies the first requirement both the internal representations and their external appearances should be interactively modifiable by the user. In particular, it is very

useful that the user has the possibility of acting on external representations, not only as a tool for modifying internal representations but also as a means of solving problems raised by the external representation itself (such as its size).

Another consequence of this principle is that a parameter used by the program and that the user can change in some way - such as options of command line arguments, or resources found in configuration startup files - should also be, as far as possible, *interactively modifiable* (i.e. on-line) by the user. Frequently, this generalization will not increase the cost of software development.

In Absynte for instance, the mode of graphic representation (vertical centered, horizontal centered or simple shown in figure 2) can be changed within the mode menu. Besides all these different modes have proper parameters - vertical and horizontal spacing between boxes - that can also be changed interactively. Text windows, tabulation sizes, fonts displaying text and aliases definitions for templates can also be changed interactively by the user. These features give more flexibility and are usually well appreciated by users.

The two following recommendations should also be taken seriously by interface builders to increase the power of their interface. Just as a degree of complexity can be associated to an algorithm, one can associate to an interactive action a certain pragmatic cost by counting the number of physical actions required to perform this action (drag the mouse pointer, click on a button, change the focus from the mouse to the keyboard or reverse, etc.). Likewise the cost of its *natural understanding* can be calculated by counting the number of conventions the user must learn in order to be able to perform this action.

A good interface for beginners should particularly minimize the later cost. But to satisfies all users, the first one should also be reduced. Unfortunately these two requirements generally conflict. For instance, the launching of a command from a menu in a title bar does not require a special knowledge because it is based on a natural convention. But on the other hand, it is a complex action. It actually requires: a possible change of focus (keyboard to mouse), a possibly long dragging of the mouse pointer to the menu bar, a click on the title menu item, a short dragging of the mouse to the required item command, a new click (or release) on it, and another possible change of focus (mouse to keyboard).

Another example illustrating this point is given by pop-up menus. Pop-up menus (appearing anywhere in a window) are less costly than menus in a title bar, but they require the learning of an action to trigger the pop-up. Thus their complexity decreases while their cost of comprehensibility increases¹².

¹²Such considerations were part of the motivation for the definition of interface standards like OSF/MOTIF or OPENLOOK. But standards emerge usually *de facto* and it is rather difficult to impose them. What can be said to-day is that a few standard objects have emerged: menu-bars, scrollbars, cancel and confirm buttons in dialogue boxes, text cursors, cut/copy/paste conventions, an

To solve such problems a graphic interface can provide two ways for launching the most frequent commands. One way will minimize the cost for understanding and the second way will minimize its practical complexity. A good solution is to provide for each command accessible through a menu bar a keys's combinaison to launch it from anywhere else.

To the preceding recommendations on the design of interactive actions should also be added the following rules of dialog design taken from Ben Shneiderman in [Schneiderman]:

1. *Strive for consistency.* The consistency principle is the most frequently violated one, and yet the easiest one to repair and avoid. Consistent sequences of actions should be required in similar situations, identical terminology should be used in prompts, menus and help windows, and consistent commands should be employed throughout.
2. *Offer simple error handling.* As much as possible, design the system so the user cannot make a serious error. If an error is made try to make the system detect the error and offer simple, comprehensible mechanisms for handling the error.
3. *Offer informative feedback.* For every operator action there should be some system feedback. For frequent and minor actions the response can be very modest, whereas for infrequent and major actions the response should be substantial.
4. *Permit easy reversal of actions.* As much as possible, actions should be reversible. This relieves anxiety since the user knows that errors can be undone, and encourages exploration of unfamiliar options.

2.3.2. On graphic representations

Other ergonomics problems we have encountered were due to our external representations themselves. They were related to the view of programs as graphic trees. With graphic trees, nodes naturally extend vertically. If the height of your terminal is too small, you can try to decrease the vertical spaces between boxes. But in doing so, you will quickly use all the available space. Worse, usually the width is exhausted before the height. So you simply cannot do anything but scrolling. Another solution is to change the size of the primitive elements (as the zoom operation of the MacIntosh). But it is very expensive, because it requires changing the fonts and compute the entire display all over again.

the like.

The Apple MacIntosh interface is in a certain sense the actual standard. Unfortunately, this model cannot be directly adapted to other graphic workstations. For instance, the cut/copy/paste command work between all applications on a MacIntosh because these applications have been built on the same machine. Besides, you probably know where the help for any application is on a MacIntosh (it is in the apple).

In addition to scrolling and zooming, we have proposed another feature to solve this problem. We have introduced the notion of *compressed* tree-node. A *compressed* node is a node which has the same behavior than an icon. It is represented as a simple gray node - even if it has many sons. When a clicking on it occurs, it opens as a window, showing the whole tree, father and sons, in text or graphic mode.

So, for each node in the tree, it is possible to display it using the whole of the screen. Furthermore, the notion of *compressed* node introduces also a way of mixing text and graphic since in the window attached to a node, the tree can be displayed in text or graphic mode.

Nevertheless this problem - usually referenced as the elision problem - is never fully satisfactory solved. Here the intrinsic difficulty is that, independently of practical considerations such as the graphic size of a tree, the user would like to use elision as a semantic tool, to hide uninteresting parts of the program and not only as a tool to solve a space problem.

In text mode the elision problem is easier to solve. As we have mentioned in section 2.2.3. a special comments's handler, based on Knuth's idea, but in the spirit of hypertext, could be a very attractive feature. Another simpler solution is to provide a way of hiding the body of functions - while only showing their declarations. Note that this solution, to hide the body of functions, is not a solution for a graphic tree representation. First because it would lead to a very disequibrated tree if only one function is expanded and secondly because most of the time, the function itself would be too big to be usefully displayed on the screen.

Our present conclusion is that graphic trees are pretty but are really not *ergonomic* and really inappropriate for program editing. The main reason is that, probably because of their cognitive abilities, humans cannot easily read graphs, and, in particular, they get not really ready for understanding trees¹³.

The best solutions for syntax directed-editors based on ASTs is to display them in text form, with a few features showing the internal tree structure. Our current preference is for the style of Word 4 on the Apple MacIntosh which allows the selection and move of boxes (enclosing an indentation text level) in the so-called *outlining* mode of display. We have not yet begin the implementation of this new style, but figure 5 gives the flavour of it.

3. Conclusion

In this paper we gave a detailed analysis of the use of abstract syntax trees in the development of programming environments. Our main conclusion is that, by their structural

¹³This is a general problem with graphic representations. For experienced users, a tabular display of fifty document names may be more appealing than only ten document graphic icons with their names abbreviated to fit the icon size.

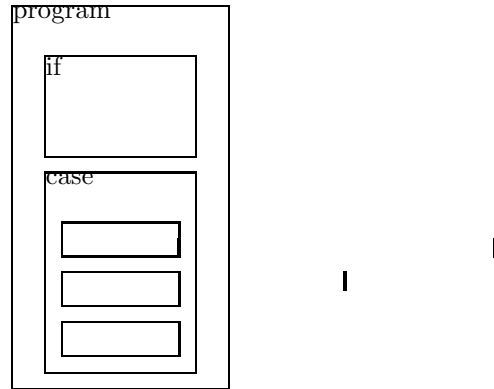


Figure 5: A new text boxes style

aspect, ASTs apparently facilitate language specifications and lead to the development of multi-language systems allowing the generation of syntax-directed editors. But these programming environments (most of the time based on the template model) are not efficient enough to satisfy the user. Thus designers are lead to build hybrid editors, allowing free editing areas for typing program text as in traditional text editors. Then the original property of ASTs - the removal of concrete syntax - is partially lost and new problems are raised.

What were the goals of structured editing ? Mainly accelerate the process of software production and help the programmer in understanding its program. But what we have observed in using our abstract syntax tree editor is that the granularity of the syntax is never well suited to provide a good representation of a piece of code (the only exception being may be the case statement). Most of the time, it is too fine - as for instance near the leaves of the tree (think to an arithmetic expression), and conversely at some more higher level - such as functions definition - the structure is entirely flat (in most programming languages, it is a flat list of declarations).

Syntax directed editors are only tools helping the programmer to understand the syntactic structure of a program. For this reason, they are of no help for an experimented programmer who is very familiar with the syntax. Suppose you have a syntax editor for English, showing and correcting syntax errors. Such an editor is certainly very useful for foreigners but not so much for English native speakers. A good word processor, providing spelling but also automatic table of contents generation and index generation, outlining features, etc., is really more appreciated by English writers ¹⁴.

¹⁴A good question is what could be the equivalent for programming ?

Traditionally, syntax has been opposed to semantics. The meaning of a program is supposed to be given by its text and emerge from its syntactic structure. In denotational semantics, a program denotes an abstract function which can be computed from the meaning of its syntactic components - the basic component being the statement. In natural languages, the meaning of a sentence cannot be entirely computed from its syntactic structure. There are other levels - called *pragmatic*¹⁵ - which must be taken into account to understand what the speaker said when uttering a sentence.

We think that the same kind of distinction could be made as far as the communication of programs is concerned. The present programming framework has been build for the communication of a program from a programmer to a machine. It does not really allows the communication of a program from a programmer to another programmer. In this framework no real common database of programs can be build and programming stays an obscure individual task.

Large software programs are inherently complex, and there is no royal road to instant comprehension of their features. But one thing is obvious: there is a real need of another structured level to fragment a program in more pieces. Because no language or programming environment provides it to-day¹⁶, programmers tend to use the file system for this purpose. It is symptomatic that big programs are divided into separate files within several directories. Here the names chosen for the directories and files are of major importance. "Readme" files and "makefile" also help in understanding the organization of the program. Systems functions, like `ctags` or `grep` are also very used to recover pragmatic links between variables defined within the various files.

To clarify the pragmatic meaning of a program, one should introduce some higher-level structures and give more importance to modules and their possible relationships. A good programming environment should have facilities allowing the user to have a structural view of the program. To pursue the word processor's metaphor, some kind of table of contents should be displayed on the screen, to give the user a global view of the program and to provide a way to point at a module or a function in order to edit its content. It is not very clear whether this table of contents should be organized as a linear structure (as it is with text processing) or as a tree or a graph. This is an open question. In a persistent framework, this question should also be related to the questions concerning the organization of the persistent database itself.

¹⁵Concepts used in pragmatics are for instance speaker's intention, common knowledge, inference, relevance. They are used to explain how people do actually communicate.

¹⁶This is not absolutely true. Object oriented languages are a first step in this direction. But although they provide another level of structuration by means of objects, the general architecture is de facto hidden because of the general control mode. Specifications environments also provide a frame for this task, but in our opinion, the specification task should not be performed separately.

References

- [Archer] Archer J. E, Jr., & Conway R., "COPE: A Cooperative Programming Environment", Technical Report 81-459, Department of Computer Science, Cornell University, Ithaca, New York.
- [Arefi] Farahangiz Arefi, Charles E. Hughes, and David A. Workman, "Automatically Generating Visual Syntax-Directed Editors", *Communications of the ACM*, vol. 33, nb 3, March 1990, pp 349-360.
- [Atkinson 85] Atkinson M.P. and Morrison R., "Procedures as persistent data objects", *A.C.M. TOPLAS*, Vol. 7, No. 4, Oct. 1985, pp 539-559.
- [Atkinson 86] Atkinson M.P., Morrison R. and Pratten G.D., "Designing a persistent information space architecture", *Information Processing 86, Proc. IFIP Congress 1986*, H.-J. Kugler (Ed.), pp. 115-119.
- [Borras 88a] P. Borras, "PPML Reference Manual & Compiler Implementation" *CENTAUR Version 0.5*, INRIA Sophia-Antipolis, Janvier 27, 1988.
- [Borras 88b] Borras P., "Metal reference manual and compiler implementation", *CENTAUR Version 0.5*, INRIA Sophia-Antipolis, Janvier 27, 1988.
- [Borras 89] Borras P. & Clement D., "CENTAUR: the System", *ACM SIGPLAN, Notices*, Vol. 24, No. 2, Feb. 1989, pp. 14-24.
- [Demers] Demers A., Reps T. & Teitelbaum, "Incremental Evaluation for Attribute Grammars with Application to Syntax-directed Editors", *Proc. of the 9th ACM symp. on Principles of programming languages*, Williamsburg, Jan. 1981, pp. 105-116.
- [Donzeau] Donzeau-gouge V., Huet G., Kahn G. & Lang B., "Programming environments based on structured editors: the mentor experience", Report 26, INRIA Rocquencourt, France, Juillet 1980.
- [Fischer] Fischer C.N., "The Poe Language-Based Editor Projet", *ACM SIGPLAN Notices*, Vol. 19, No.5, May 1984, pp.21-29.
- [Heering 88a] Heering J., Klint P. & Rekers J., "Incremental generation of lexical scanners", GIPE Esprit project Report no 348/A/T12/2 in the *Third annual review report*, January 1988.
- [Heering 88b] Heering J., Klint P. & Rekers J., "Incremental generation of parsers" GIPE Esprit Project Report no 348/A/T12/3 in the *Third annual review report*, January 1988.
- [Hoover] Hoover R., "Dynamically Bypassing Copy Rule Chains in Attribute Grammars", *ACM, Conference Record of 13th Symposium on Principles of Programming Languages*, 1986, pp. 14-25.

-
- [Linton] Linton M., "Implementing relational Views of Programs", *ACM SIGPLAN Notices*, Vol. 19, No.5, May 1984, pp. 132-140.
- [Marlin 86a] Marlin C.D., "MultiViews: An Integrated Incremental Programming Environment with Multiple Concurrent Views", *Proc. Seminar on Parallel Comput. Architectures*, Telecom Research Laboratories, Clayton, Victoria (Feb. 1986).
- [Marlin 86b] Marlin C.D., "Language-Specific Editors for Block-Structured Programming Languages", *The Australian Computer Journal*, Vol. 18, No. 2, May 1986, pp. 46-54.
- [McNally] D.J.McNally, A.J.T.Davie & A.Dearle, *A scheme for compiling Lazy Functional Languages*, Report Staple/StA/88/4, University of St.Andrews, 1988.
- [Melese] Melese B., "Edition de Documents Multi-langages sous Mentor-Rapport", *T.S.I*, 4 1986, pp. 267-277.
- [Ottenstein] Ottenstein K. & Ottenstein L., "The Program Dependence Graph in a Software Development Environment", *A.C.M. SIGPLAN Notices*, Vol. 19, No.5, May 1984, pp.177-184.
- [Recanati 88] C. Recanati, "A Pretty Printing Meta Language for Abstract Syntax Trees", STAPLE Esprit project no. 891, Technical Report no 88/2, Non Standard Logics, Sept. 1988.
- [Recanati 89] Recanati C. & Chen Y-H., "Staple system Interface and Edition Users' Manual", STAPLE Esprit project no. 891, Technical Report no 89/3, Non Standard Logics, Sept. 1989.
- [Reiss 84a] Reiss S., "Graphical Program Development with PECAN Program Development Systems", *A.C.M. SIGPLAN Notices*, Vol. 19, No.5, May 1984, pp.30-41.
- [Reiss 84b] Reiss S., "An Approach to Incremental Compilation", *A.C.M. SIGPLAN Notices*, Vol. 19, No.6, June 1984, pp.144-156.
- [Reps 82] T.W. Reps, "Optimal-time Incremental Semantic Analysis for Syntax-directed Editors", *Proc. of the 9th ACM symp. on Principles of programming languages*, Abbuquerque, Jan. 1982, pp. 169-176.
- [Reps 84] Reps T. & Teitelbaum T., "The Synthesizer Generator", *A.C.M. SIGPLAN Notices*, Vol. 19, No.5, May 1984, pp.42-48.
- [Reps 86] Reps T., "Remote attribute updating for language-based editors", *A.C.M. Conference Record of 13th Symposium on Principles of Programming Languages*, 1986, pp. 1-13.
- [Rideau 88] Rideau L., "An experiment in Implementing Specifications of a new Language in the Centaur system", *CENTAUR Version 0.5*, INRIA Sophia-Antipolis, Janvier 27, 1988.

- [Schneiderman] Schneiderman Ben, *Designing the User Interface: Strategies for Effective Human-Computer Interaction*, Addison-Wesley publishing company, 1987.
- [Shapiro] Shapiro E., Collins G., Johnson L. & Ruttenburg J., "PASES: A Programming Environment for Pascal", *A.C.M. SIGPLAN Notices*, Vol. 16, No 8, (Aug. 1984), 50-57.
- [Teitelbaum] Teitelbaum T. & Reps T., "The Cornell Program Synthesizer: A system directed programming environment", *Communication of the A.C.M.*, Vol. 24, No. 9, Sept. 1981, pp.563-573.
- [Warren] Teitelman W. & Masinter L., "The Interlisp Programming environment", *I.E.E.E, Trans. on Software Engineering*, No.4, 25-32.