

Recombination of H_3^+ Ions in the Afterglow of a He-Ar- H_2 Plasma

J. Glosik[†], I. Korolov[†], R. Plasil[†], O. Novotny[†], T. Kotrik[†], P. Hlavenka[†], J. Varju[†],
Chris H. Greene[‡], V. Kokoouline^{*}, and I. A. Mikhailov^{*,**}

[†]*Mathematics and Physics Faculty, Charles University in Prague, Prague 8, Czech Republic;*

[‡]*Department of Physics and JILA, University of Colorado, Boulder, Colorado 80309-0440, USA;*

^{*}*Department of Physics, University of Central Florida, Orlando, Florida 32816, USA;*

^{**}*Petersburg Nuclear Physics Institute, Gatchina, St. Petersburg 188300, Russia.*

(Dated: October 24, 2018)

Recombination of H_3^+ with electrons was studied in a low temperature plasma in helium. The plasma recombination rate is driven by two body, $\text{H}_3^+ + e^-$, and three-body, $\text{H}_3^+ + e^- + \text{He}$, processes with the rate coefficients $7.5 \times 10^{-8} \text{ cm}^3 \text{ s}^{-1}$ and $2.8 \times 10^{-25} \text{ cm}^6 \text{ s}^{-1}$ correspondingly at 260 K. The two-body rate coefficient is in excellent agreement with results from storage ring experiments and theoretical calculations. We suggest that the three-body recombination involves formation of highly excited Rydberg neutral H_3 followed by an l - or m - changing collision with He. Plasma electron spectroscopy indicates the presence of H_3 .

PACS numbers: 34.80.Lx, 34.80.Kw, 52.72.+v

Recombination of H_3^+ with electrons has been the subject of many experimental and theoretical studies for nearly 50 years. Because of the high hydrogen abundance in the universe, H_3^+ plays a key role in interstellar molecular clouds and planetary atmospheres [1]. It is also an important ion in many laboratory hydrogen-containing plasmas and in technological applications, including cold regions of fusion devices. Despite enormous effort, the process of H_3^+ recombination is still controversial (see the critical discussion in Ref. [2]).

Early theoretical studies suggested that the H_3^+ recombination rate is slow, although experiment gave a much higher recombination rate. Inclusion of non-Born-Oppenheimer Jahn-Teller coupling significantly improved the theory and [3, 4] gave a high rate of the dissociative recombination (DR) with the rate coefficient (RC) $\alpha = 7.8 \times 10^{-8} \text{ cm}^3 \text{ s}^{-1}$ at 300 K. Recent storage ring experiments [5, 6] with cold ion sources obtained a DR rate for 300 K in good agreement with theory. Discrepancies remain just in connection with para and ortho H_3^+ DR. The disagreement with plasma experiments has not been solved until now [7, 8].

Essentially two different types of the experiments have measured the DR RCs: Colliding beam experiments [9], where binary cross sections are measured, and afterglow experiments [7] where one monitors the decay of the H_3^+ -dominated plasma and the recombination RC $\alpha(T)$ versus temperature is obtained. The essential difference is that in the beam experiments only binary collisions are important, whereas in a plasma many-body processes are possible and can play an important role.

In this article we present new experimental data for recombination in an H_3^+ -dominated plasma. The new results and the analysis reveal the importance of three-body processes in plasma recombination and finally reconcile the theoretical and experimental storage ring results with the plasma experiments.

The first experiment discussed here is the advance integrated stationary afterglow experiment (AISA), where

a plasma was generated by pulsed microwave discharge in a He/Ar/ H_2 mixture [7, 8]. The presence of He/Ar/ H_2 is essential because H_3^+ is formed in the sequence of ion-molecule reactions [7, 8]. After the microwaves shut off, the decay of the cold H_3^+ dominated plasma is monitored over 60 ms with a Langmuir probe. From this plasma decays, recombination RCs as small as $5 \times 10^{-9} \text{ cm}^3 \text{ s}^{-1}$ can be measured with AISA. In AISA we studied the dependence of recombination RC on the partial pressure of H_2 . Examples of the data obtained are plotted in Fig. 1. The plasma recombination RC α_{eff} is extracted under the assumptions that the plasma is quasi-neutral and that the decay is dominated by processes described by the balance equation:

$$\frac{dn_e}{dt} = -\alpha_{\text{eff}} n_e n_+ = -\alpha_{\text{eff}} n_e^2, \quad (1)$$

where n_e and n_+ are the electron and ion densities, respectively. The AISA data plotted in Fig. 1 show that at low hydrogen densities, α_{eff} increases with $[\text{H}_2]$ until it reaches “saturation” at $[\text{H}_2] \sim 2 \times 10^{12} \text{ cm}^{-3}$.

To verify that in our plasma experiments ions other than H_3^+ do not play an important role in recombination (see discussion in [10]) we built another stationary afterglow experiment – Test Discharge Tube equipped with a near-infrared Cavity Ring Down Spectrometer, TDT-CRDS [11]. In this experiment the decay of $\text{H}_3^+(v=0)$ was monitored during the afterglow (after microwaves shut off) and α_{eff} was obtained. From the Doppler broadening of the absorption line the kinetic temperature of ions was determined [12]. High electron (and ion) density was used in the TDT-CRDS experiment in order to have sufficient signal-to-noise ratio. The results of TDT-CRDS obtained in the “saturated” region agree well with the AISA data.

To obtain even higher control over the plasma parameters in a recombination-dominated afterglow we have adapted a flowing afterglow apparatus (FALP variant [13], see Fig. 2) to study the slow recombination pro-

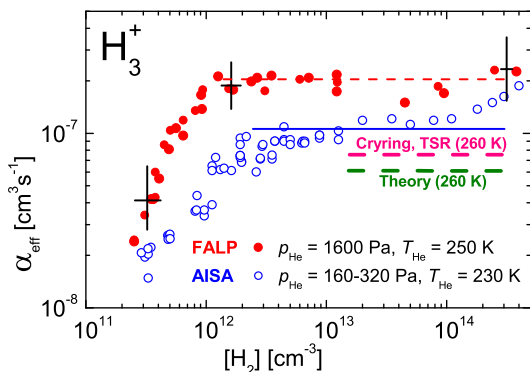


FIG. 1: The variation of recombination RC with H_2 density for two different He pressures. The data were obtained in AISA [7, 8] and FALP experiments. The theoretical value for the binary RC is indicated [3, 4], as is the current value from storage-ring experiments [5, 6, 9].

cesses with RCs down to $10^{-8} \text{ cm}^3 \text{ s}^{-1}$. In this FALP, the plasma is formed upstream in the microwave discharge. To remove metastable helium by Penning ionization, Ar is added through port P₁. In the He/Ar mixture an Ar⁺ dominated plasma is formed [7, 13] and carried along the flow tube for 30 ms. When the plasma is already cold, H₂ is introduced via port P₂, which forms an H₃⁺ dominated plasma [7]. The decay of the H₃⁺ dominated plasma is monitored by Langmuir probe along the flow tube for another 60 ms. The coefficients α_{eff} obtained by FALP for different $[\text{H}_2]$ at 1600 Pa and 250 K are plotted in Fig. 1. Again, a dependence of α_{eff} on $[\text{H}_2]$ was observed. It is also clear that α_{eff} depends on He pressure, suggesting that the recombination in a plasma is not just a binary process. Note the small increase of α_{eff} at $[\text{H}_2]$ approaching $2 \times 10^{14} \text{ cm}^{-3}$, this is due to the formation of H₅⁺ ions in three-body association reaction, $\text{H}_3^+ + \text{H}_2 + \text{He} \rightarrow \text{H}_5^+ + \text{He}$, and their immediate recombination with electrons. This process was studied separately using FALP and TDT-CRDS and we obtained very clear results and agreement with thermodynamic data on H₅⁺ formation [13]. On the base of these studies we can conclude, that influence of H₅⁺ formation on measured α_{eff} can be excluded at 260 K for $[\text{H}_2] \leq 10^{14} \text{ cm}^{-3}$.

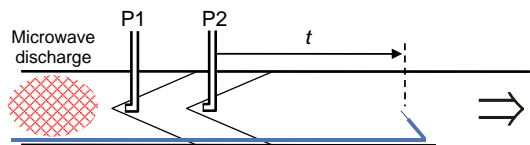


FIG. 2: Principle of the FALP method. Buffer gas (He) flows from the discharge region towards a pump (right side). Reactants are added via ports P₁ and P₂. The relation between time (t) and position is given by buffer gas velocity.

Region of high H₂ density. In order to understand the mechanism of recombination we concentrate first on the “saturated” region, i.e. on data obtained with

$2 \times 10^{12} \text{ cm}^{-3} \leq [\text{H}_2] \leq 1 \times 10^{14} \text{ cm}^{-3}$. In these conditions, α_{eff} depends only on the He pressure. Fig. 3 plots the values of α_{eff} obtained in AISA, FALP and TDT-CRDS experiments in the “saturated” region at 260 K for various He densities. Fig. 3 also includes the theoretical RC [19] and results obtained in other laboratories where a He/H₂ mixture was used; in cases where their data were obtained at different temperature (but close to 260 K) the corresponding value $\alpha_{\text{eff}}(260 \text{ K})$ was calculated assuming a $T_e^{-0.5}$ dependence. The following observations are relevant to interpreting the plotted data:

(i) Pittsburgh group, stationary afterglow [14]. The measurement was in the saturation region at 18.7 Torr and 300 K. $\alpha_{\text{eff}} = 2.3 \times 10^{-7} \text{ cm}^3 \text{ s}^{-1}$ (Fig. 2 of Ref. [14]). (ii) Smith and Spanel (Fig. 4 of Ref. [10]). At the beginning of the decay $\alpha_{\text{eff}}(300 \text{ K}) \sim 8 \times 10^{-8} \text{ cm}^3 \text{ s}^{-1}$ at 2 Torr. For sufficiently long decay time the recombination coefficient becomes very small. (iii) Laube *et al.*, FALP at 0.5 Torr. $\alpha_{\text{eff}}(300 \text{ K}) = 7.8 \times 10^{-8} \text{ cm}^3 \text{ s}^{-1}$ (abstract and Fig. 3 of Ref. [15]). (iv) Adams and Smith, FALP. Fig 2. of Ref. [16] shows the decay curve with a fast decay at the beginning and a slower decay towards the end of the flow tube. Interpretation for this behavior will be discussed elsewhere. Here, we use the rate constant of the fast decay, $\alpha_{\text{eff}}(300 \text{ K}) = 7 \times 10^{-8} \text{ cm}^3 \text{ s}^{-1}$ at 1.2 Torr. (v) Storage ring with cold ion sources [5, 6]. (vi) Our lab, TDT-CRDS, present data, and data from Refs. [11, 12, 17]. These are the only measurements made in He/Ar/H₂ mixture using absorption spectroscopy. The decay was measured in relatively early afterglow, at 50–300 μs and electron densities $n_{e0} \sim 5 \times 10^{11} \text{ cm}^{-3}$. (vii) Our lab - stationary afterglow, AISA and VT-AISA, present data and data from Refs. [7, 8]. (viii) Our lab – FALP (two different constructions), present study and data from Refs. [7, 18]. (ix) Theoretical value [19]. Experimental data

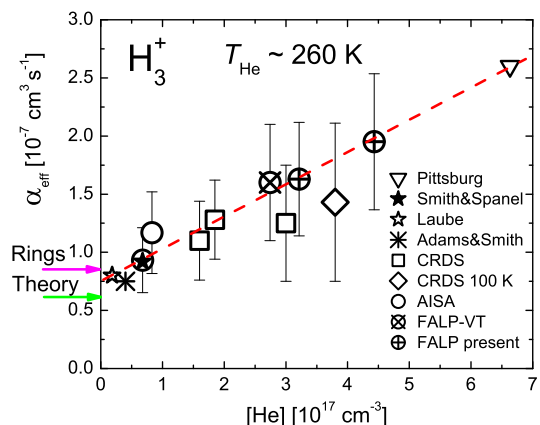


FIG. 3: The dependence of effective recombination RC α_{eff} on He number density. A straight line is plotted through the AISA and Pittsburgh data points.

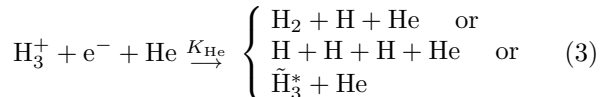
from 10 very different plasma experiments measured over 24 years suggest that effective α_{eff} depends linearly on the

He density

$$\alpha_{\text{eff}} = \alpha_{\text{eff}}^0 + K_{\text{He}}[\text{He}] \quad (2)$$

with the coefficient of three-body recombination $K_{\text{He}} \approx 2.8 \times 10^{-25} \text{ cm}^6 \text{ s}^{-1}$. An extrapolation for $[\text{He}] \rightarrow 0$ gives the value $\alpha_{\text{eff}}^0(260 \text{ K}) = 7.5 \times 10^{-8} \text{ cm}^3 \text{ s}^{-1}$. This value agrees well with the H_3^+ DR RC obtained in several storage ring experiments [5, 6, 9] and theory [19].

The observed linear dependence of α_{eff} as a function of the helium density can be attributed to an additional channel of recombination of H_3^+ , which is effective only in presence of He and can be called He-assisted recombination:



with the three-body RC K_{He} . The first two channels in Eq. 3 can be called He-assisted DR. The molecules $\tilde{\text{H}}_3^*$ have a finite lifetime and can be relatively stable only in an excited electronic state. Such metastable molecules play an important role at low densities of background H_2 gas (see below). Previously, three-body processes have been observed and described by Thomson and later Bates [20]. Typical values of three-body RCs for He as a third body are $10^{-27} \text{ cm}^6 \text{ s}^{-1}$ (see refs. [20, 21] and references therein). Processes with such RCs can contribute only at pressures higher than 1 atm. The process we observed is more efficient by factor of 100. It is however possible that the three-body process of Eq. (3) proceeds through an intermediate state of H_3^* formed during binary $\text{H}_3^+ + e^-$ collisions. If there is no external perturber (such as He or H_2), the lifetime of such H_3^* is mainly determined by autoionization: the autoionization probability is much larger than the predissociation. Typical lifetimes of electronic p -states of H_3^* (i.e., those most likely to be formed in $\text{H}_3^+ + e^-$ collisions) are $\tau_a = 10 - 100 \text{ ps}$. If, during this time, H_3^* collides with a He atom followed by a change of the electronic state of H_3^* , (say, l -changing $\text{H}_3^* + \text{He}$ collision) the new state should have a much longer lifetime with respect to autoionization. These states may be stable or not with respect to predissociation. We use the notation $\tilde{\text{H}}_3^*$ (in contrast to H_3^*) in Eq. 3 and below to label the states stable with respect to predissociation and autoionization. It is possible to estimate the three-body RC \tilde{k}^* for formation of such states.

The number \tilde{N}^* of $\tilde{\text{H}}_3^*$ molecules created in 1 cm^3 per 1 second is $k_l[\text{He}][\text{H}_3^*]$, where k_l is the RC for the l -changing collisions. Assuming that H_3^* are constantly being created in $\text{H}_3^+ + e^-$ collisions and destroyed by autoionization, their density $[\text{H}_3^*]$ can be estimated as $[\text{H}_3^+] = [\text{H}_3^+]P$, where P is the fraction of time that an ion H_3^+ is being in the “form” of H_3^* . Thus, $P = \tau_a/\tau_c$, where $\tau_c = 1/(\alpha^*n_e)$ is the time between $\text{H}_3^+ + e^-$ collisions, α^* is the RC for H_3^* formation. Therefore, $\tilde{N}^* = k_l[\text{He}][\text{H}_3^+]\tau_a\alpha^*n_e$, and the three-body RC is estimated as $\tilde{k}^* = k_l\tau_a\alpha^*$.

The RC α^* is larger than the DR RC $\alpha_{\text{DR}} = 7.5 \times 10^{-8} \text{ cm}^3 \text{ s}^{-1}$ ($T = 260 \text{ K}$) [4] by about a factor 10,

i.e. $\alpha^* \sim 8 \times 10^{-7} \text{ cm}^3 \text{ s}^{-1}$. The RC k_l for the l -changing collisions can be estimated from experimental and theoretical data for $\text{Na}^* + \text{He}$ l -changing collisions [22]: $k_l \sim 2.3 \times 10^{-8} \text{ cm}^3 \text{ s}^{-1}$. If we take $\tau_a = 20 \text{ ps}$, the estimated value for \tilde{k}^* is $4 \times 10^{-25} \text{ cm}^6 \text{ s}^{-1}$.

Region of low H_2 density. When the density of the H_2 background gas is smaller than $2 \times 10^{12} \text{ cm}^{-3}$ the AISA and FALP experiments show almost the linear dependence of effective α_{eff} on $[\text{H}_2]$. This can be explained by the presence of long-living states of the neutral H_3 molecule that are formed in the decaying plasma (the third channel in Eq. 3) and can only be destroyed in collisions with H_2 molecules. Such metastable molecules $\tilde{\text{H}}_3^*$ can be formed in the l -changing collisions $\text{H}_3^* + \text{He}$ discussed above. Because they can only be destroyed by H_2 , at low H_2 densities such $\tilde{\text{H}}_3^*$ molecules play a role of the “storage reservoir” for the H_3^+ ions. Slow release of the H_3^+ ions from the $\tilde{\text{H}}_3^*$ molecules makes measured effective α_{eff} to be dependent on the H_2 density.

Our calculation shows that the molecules H_3^* (having relatively short lifetime $10 - 100 \text{ ps}$) are formed mostly in highly excited Rydberg np states with $n \sim 20 - 70$. This is because the second ionization threshold for para- H_3^+ is 170 cm^{-1} above the lowest ionization threshold. This difference happens to coincide approximately with the temperature of the experiment $T = 260 \text{ K}$. At energies below the second ionization threshold, the H_3 system has an infinite number of p -state resonances with widths comparable to the splitting between resonances. The probability of capture to one of these resonances is comparable to unity [4]. Thus, if $\tilde{\text{H}}_3^*$ is formed from H_3^* in l -changing collisions with He, they are formed in highly excited Rydberg states that should have very long lifetimes since the lifetime scales as n^3 . In fact, at even lower electron temperatures $\lesssim 100 \text{ K}$, the binary DR RC is predicted to be significantly smaller [19] for ortho- H_3^+ than for para- H_3^+ . This should partially compensate for the “storage effect” at lower temperatures. The present experimental data suggest that such metastable molecules are indeed present in the decaying plasma, as is shown below.

Thus, the presence of He and H_2 influences the overall process of plasma recombination: When H_3^+ collides with an electron, a helium atom can speed up the dissociation of H_3^* or help to create metastable molecules $\tilde{\text{H}}_3^*$. If there are many H_2 diatomic molecules such metastable molecules are destroyed. It is the H_2 -“saturated” region. In this region, the recombination RC is described by Eq. (2). When the density of H_2 is small, the $\tilde{\text{H}}_3^*$ molecules are accumulated and play a role of a temporary storage for H_3^+ ions. For this region the effective recombination rate α_{eff} depends on $[\text{H}_2]$.

If $\tilde{\text{H}}_3^*$ exist and if collisions with H_2 influence the process of recombination, then if another reactant will be added with H_2 we should observe the reaction. There are not many possibilities; if $\tilde{\text{H}}_3^*$ has to be also produced Xe is probably the only choice. After addition of Xe a new channel is open: $\tilde{\text{H}}_3^* + \text{Xe} \rightarrow \text{XeH}^+ + e_{\text{fast}}^- + \text{H}_2$. If

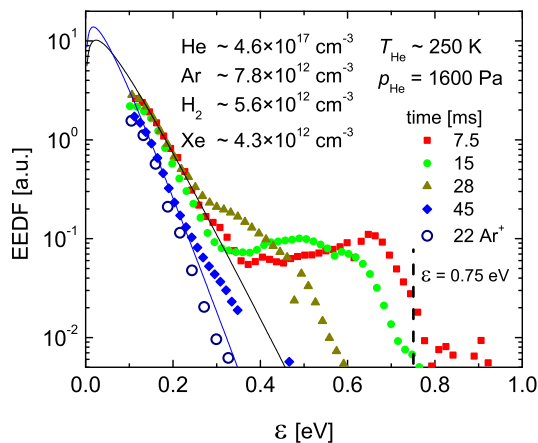


FIG. 4: EEDF measured in FALP experiment in He/Ar/H₂/Xe decaying plasma: EEDFs in several times of the plasma decay are depicted. The data obtained have been fitted to a Maxwellian distribution (full lines) and the EEDF are normalized. For comparison we also show the EEDF (open circles) measured in an Ar⁺ dominated plasma without addition of the H₂/Xe mixture.

\tilde{H}_3^* is highly excited, with energy close to ionization, then this reaction is exothermic and the ejected electron can have energy up to 0.75 eV. Fast electrons with energy 0.75 eV produced in cold plasma with electron temperature $T_e \sim 0.03$ eV can be in principle detected by measuring the electron energy distribution function (EEDF) [23, 24]. This method is named plasma electron spectroscopy (PES) [25, 26]. In the experiment the discharge was in He, then Ar was added via port P₁, and 30 ms later, Xe and H₂ were added through port P₂ considered as $t = 0$. The densities of H₂ and Xe were made similar, in order to have comparable probabilities of reaction

with \tilde{H}_3^* .

Measured EEDFs in He/Ar/H₂/Xe afterglow plasma are depicted in Fig. 4. The measured EEDFs clearly indicate a production of fast electrons with energy $\varepsilon \sim 0.75$ eV in the plasma, as expected for the Xe reaction process. The method is not yet sufficiently elaborated to account for potential superelastic collisions of electrons with internally excited ions (e.g. XeH⁺) and to give quantitative results. Qualitatively, the measured EEDF evolution indicates that at low decay time, when the recombination is fast, the production of energetic electrons is also fast; at a longer decay time the production becomes slower and EEDF approaches a Maxwellian shape.

Analysis of the present and several previous experiments involving an H₃⁺-dominated plasma provides firm evidence that the rate of plasma recombination strongly depends on the density of the background helium. More importantly, the analysis suggests that at the limit of zero He density, the thermal RC for binary recombination in all considered plasma experiments is in agreement with the recent storage ring experiments and with theory. Thus, the 50-year old problem of disagreement for the binary DR RC at low energies between different experiments and theory appears to be resolved. Finally, the present experimental data suggests that long-lived \tilde{H}_3^* molecules exist in the H₃⁺-dominated plasma and play an important role in the plasma recombination. Acknowledgements: This work is a part of the research plan MSM 0021620834 financed by the Ministry of Education of the Czech Republic and partly was supported by GACR (202/05/P095, 205/05/0390, 202/03/H162, 202/07/0495) by GAUK 53607 and GAUK 124707 and by the National Science Foundation, Grants No. PHY-0427460, PHY-0427376.

-
- [1] T. Oka, Phil. Trans. R. Soc. Lond. A **358**, 2363 (2000).
 - [2] R. Johnsen, J. Phys.: Conf Series **4**, 83 (2005).
 - [3] V. Kokoouline, C. H. Greene, B. D. Esry, Nature (London) **412**, 891 (2001).
 - [4] V. Kokoouline and C. H. Greene, Phys. Rev. A **68**, 012703 (2003).
 - [5] B. J. McCall *et al.*, Nature **422**, 500 (2003); B. J. McCall *et al.* Phys. Rev. A **70**, 052716 (2004).
 - [6] H. Kreckel *et al.*, Phys. Rev. Lett. **95**, 263201 (2005).
 - [7] R. Plasil *et al.*, Int. J. Mass Spectrom. **218**, 105 (2002).
 - [8] J. Glosik *et al.*, Chem. Phys. Lett. **331**, 209 (2000); J. Glosik *et al.* J. Phys.B **34**, L485 (2001).
 - [9] A. Wolf *et al.*, Phil. Trans. R. Soc. A **364**, 2981 (2006).
 - [10] D. Smith and P. Spaniel, Int. J. of Mass Spectr. Ion Phys. **129**, 163 (1993).
 - [11] P. Macko *et al.*, Int. J. Mass Spectr. **233**, 299 (2004).
 - [12] P. Macko *et al.*, Acta Physica Slovaca **54**, 263 (2004).
 - [13] J. Glosik *et al.*, Plasma Source Sci. Technol. **12**, S117 (2003).
 - [14] M. T. Leu, M. A. Biondy, and R. Johnsen, Phys. Rev. A **8**, 413 (1973).
 - [15] S. Laube *et al.*, J. Phys. B **31**, 2111 (1998).
 - [16] N. G. Adams, D. Smith, and E. Alge, J. Chem. Phys. **81**, 1778 (1984).
 - [17] R. Plasil *et al.*, J. Phys.: Conf. Series **4**, 118 (2005).
 - [18] A. Pysanenko *et al.*, Czech. J. Phys. **52**, D681 (2002).
 - [19] S. Fonseca dos Santos, V. Kokoouline, and C. H. Greene, J. Chem. Phys. **127**, 124309 (2007).
 - [20] D. R. Bates and S. P. Khare, Proc. Phys. Soc. **85**, 231 (1964).
 - [21] Y. S. Cao and R. Johnsen, J. Chem. Phys. **94**, 5443 (1991).
 - [22] A. P. Hickman, Phys. Rev. A **18**, 1339 (1978).
 - [23] J. Glosik *et al.*, Int. J. Mass Spectrom. **189**, 103 (1999).
 - [24] R. R. Arslanbekov, N. A. Khromov, and A. A. Kudrjavitsev, Plasma Source Sci. Technol. **3**, 528 (1994)
 - [25] N. B. Kolokolov, A. A. Kudrjavitsev, and A. B. Blagoev, Physica Scripta **50**, 371 (1994).
 - [26] I. Korolov *et al.*, Contrib. Plasma Phys., sent for publication.