

Local Bounds based on Log-Concavity Property of the Error Probability in Wireless Communication Systems

Andrea Conti, Dmitry Panchenko, Sergiy Sidenko, Velio Tralli

Abstract

In this paper we construct a family of local bounds for the error probability (EP) of digital wireless communication systems that improve known generic bounds in a given region of the signal-to-noise ratio (SNR). This concept is motivated by the fact that the systems often operate in a certain region of interest for the performance and it may be advantageous to have tight bounds within this region instead of bounds valid for all SNRs but far from the exact solution. The behavior of the EP is important in defining local bounds and the proposed framework is based on the log-concavity property of the EP which we prove for a wide class of multidimensional modulation formats in the presence of Gaussian disturbances. This property can have many applications, thus its relevance is beyond the examples of applications made in this paper.

Index Terms

Andrea Conti and Velio Tralli: ENDIF at University of Ferrara, Italy and WiLAB at University of Bologna, Italy (e-mail: a.conti@ieee.org, vtralli@ing.unife.it). Dmitry Panchenko: Department of Mathematics, MIT, Cambridge, MA and Texas A&M University, College Station, TX, USA (e-mail: panchenk@math.tamu.edu). Sergiy Sidenko: Department of Mathematics, MIT, Cambridge, MA, USA (e-mail: sidenko@math.mit.edu).

The work of A. Conti and V. Tralli was supported, in part, by Ministero dell'Università e della Ricerca (MUR), Italy. The work of D. Panchenko was supported, in part, by NSF grant.

Performance evaluation, local bounds, log-concavity, fading channels, error statistics, probability.

I. INTRODUCTION

The performance evaluation for digital wireless communication systems in terms of bit error probability (BEP) and symbol error probability (SEP) requires a careful characterization of disturbances, such as noise and interference, as well as of the wireless channel impairments due to fast fading and shadowing (see, e.g., [1]–[3]). This can result in cumbersome expressions for the error probability (EP) requiring numerical evaluation.¹

At first thought, this fact does not appear a relevant issue from the performance study point of view due to the increasing trend of power computation of computers. On the other hand, these cumbersome solutions do not provide a clear understanding of the performance sensitivity to system parameters, which is of great importance for system design, as well as they are often too complicated for further evaluation or for the inversion, which is needed in order to obtain thresholds in adaptive communication systems (see, e.g., [4]–[6]). Moreover, it has to be emphasized that simple parametric approximations and bounds for the performance at lower layers, such as physical layer, can avoid long bit-level simulations in upper level protocols network simulators if they capture main aspects affecting the performance at lower levels.

Mainly, but not only for these reasons, the derivation of approximations and bounds for the exact EP is still of interest in the communication theory community. An example is given by M -ary quadrature amplitude modulation (M -QAM), that is adopted in several standards for communication systems due to its bandwidth efficiency and is largely studied in conjunction with adaptive techniques, which change modulation parameters to maximize transmission rate for a given target BEP in wireless channels. In fact, although early work on M -QAM dates back to the early sixties [7]–[10], the evaluation of BEP for arbitrary M is still of current interest.² To briefly summarize some milestones for additive white Gaussian noise (AWGN) channel we recall that: exact expression of the BEP for general M is derived in [12]; parameterized exponential approximations fitting simulative BEP are adopted in [13]–[16]; approximation based on signal-space concepts was given in [17]; recursive algorithm exploiting the relationship among different

¹In this paper when EP is indicated without specification of BEP and SEP it means that the concept is valid for both BEP and SEP.

²For a brief history of M -QAM, see [11].

constellation sizes was developed in [18]. Comparisons and results for fading channels (with small-scale fading and large-scale fading, i.e., shadowing) are given in [5], where it is shown that, for low and medium signal-to-noise-ratio (SNR), approximations depart from exact solutions as the constellation size, M , increases. Moreover, small differences between exact solution and approximation in AWGN channel can become relevant when the instantaneous BEP is averaged over small-scale fading. Similarly, in systems with diversity reception, known approximations depart from the exact EP as the number of antennas increases [19], [20].

It is well known that bounds carry more information than approximations also because they allow worst case system design. Quite often they are tight to the exact EP only for high SNRs (namely asymptotic bounds). Here we are interested in deriving simple invertible bounds tight in a given region of interest (RoI) for the EP (e.g., for the BEP of uncoded systems typical RoI's are $[10^{-3}, 10^{-1}]$ or $[10^{-4}, 10^{-2}]$).

In this paper, we thus define the concept of locally-valid bounds (in the following called *local bounds*), that are tight upper and lower bounds of the EP valid only in a given region of the EP and not for all SNRs. This concept is motivated by the fact that there is often a RoI for the performance of the system under consideration and it is preferable to have tight bounds in this region instead of bounds valid for all SNRs which are far from the exact solution within the RoI.

The behavior of the EP is important in defining local bounds. In fact, the proposed framework is based on its *log-concavity property*. We recall that function $g(\cdot)$ is said to be log-concave if $\log g(\cdot)$ is concave.³ In most cases the EP is reported on log-scale and investigated as a function of the signal-to-total disturbance ratio in deciBel (dB). It is commonly recognized that on this scale the function is concave. Even though it is generally assumed, as the authors often acknowledge, there is no known formal proof of the log-concavity of the EP.

In this paper we prove the log-concavity property for a class of modulation formats with constellation on a multidimensional regular grid in the presence of Gaussian distributed disturbances, such as thermal noise and interference. In fact, there are several wireless systems and situations in which the interference can be modeled as normally distributed (see, e.g., [21]–[26]). After having proved the log-concavity in both AWGN and fading plus AWGN channels for single and

³In the paper log stands for natural logarithm.

multiple reception schemes, it will be shown, as examples of application, how to take advantage of this property in order to simplify the derivation of bounds valid for all SNRs, as well as to obtain local upper bound (LUB) and local lower bound (LLB) valid in a given RoI. The form of the local bounds will also enable:

- the derivation of local bounds for others relevant performance figures such as the EP-based outage probability, which is the probability that the EP averaged over fast fading exceed, due to shadowing, a given tolerable target value [27];

- the evaluation of the mean spectral efficiency (SE) for adaptive modulation techniques [6].

It is finally emphasized that the log-concavity property for the EP can have many others applications, thus its relevance is beyond the applications illustrated in the paper.

The rest of the paper is organized as follows: in Sec. II the log-concavity property of the EP is proved in AWGN and in small-scale fading plus AWGN with single and multiple reception, and in Sec. III it is applied to define new bounds and local bounds. In Sec. IV practical examples of local bounds and applications are given. Our conclusions are given in Sec. V.

II. LOG-CONCAVITY PROPERTY FOR THE ERROR PROBABILITY

In this section the log-concavity property for the EP is proved first in AWGN channel, then in AWGN plus fading channel. We consider the class of modulation formats with constellation on a multidimensional regular grid. This class includes the well known M -QAM constellations. We are interested in obtaining general results with respect to the modulation formats within this class, thus we start our study from the origin of detection errors in the presence of disturbances.

A. Log-Concavity for AWGN channel

Given $a > 0$, consider a set \mathcal{X} of n^d points on \mathbb{R}^d

$$\mathcal{X} = \left\{ (k_1 a, \dots, k_d a) : k_l = 1, \dots, n \text{ for all } l \leq d \right\}$$

that form a regular finite grid on \mathbb{R}^d with each coordinate taking n possible values $a, 2a, \dots, na$.⁴ Let us consider an arbitrary probability distribution on the set \mathcal{X} and let p_i denote a probability

⁴Without loss of generality \mathcal{X} can be translated.

of a point $x_i \in \mathcal{X}$ for $1 \leq i \leq n^d$ (we arbitrarily order points in \mathcal{X}). For each $x_i \in \mathcal{X}$ let us define its neighborhood

$$R_i = \left\{ x \in \mathbb{R}^d : |x - x_i| = \min_j |x - x_j| \right\}$$

as the set of points closest to x_i in \mathcal{X} . Suppose that we transmit a point x_i with probability p_i and it is received with AWGN, that is we observe $x_i + \sigma g$ where g has a standard Gaussian distribution $\mathcal{N}(0, I)$ on \mathbb{R}^d with mean zero and identity covariance matrix and $\sigma > 0$.⁵ We classify each point according to a region R_i that it belongs to which means that we make an error if $x_i + \sigma g \notin R_i$ or

$$g \notin \sigma^{-1}(R_i - x_i) = \{ \sigma^{-1}(y - x_i) : y \in R_i \}.$$

If we make the change of variables⁶ $\sigma^{-1} = e^t$ then the total probability of making an error is

$$p(n, d, t) = \sum_i p_i \mathbb{P} \{ g \notin e^t(R_i - x_i) \} = 1 - \sum_i p_i \mathbb{P} \{ g \in e^t(R_i - x_i) \}.$$

We will first prove the log-concavity of $p(n, d, t)$ with respect to t . We start with some definitions and Lemmas.

If we denote by μ a standard Gaussian measure on \mathbb{R} then the distribution of vector g is a product measure $\mu^{\otimes d}$ and, therefore,

$$p(n, d, t) = 1 - \sum_i p_i \mu^{\otimes d}(e^t R'_i), \quad (1)$$

where we denoted by $R'_i = R_i - x_i$ the region R_i translated by x_i . Since \mathcal{X} is a regular grid, all sets R'_i take a particularly simple form, namely, each such set is equal to one of the $d + 1$ sets given by

$$[-a/2, \infty)^{d-k} \times [-a/2, a/2]^k \quad \text{for } k = 0, \dots, d \quad (2)$$

up to a permutation of coordinates and since the product measure $\mu^{\otimes d}$ is invariant under permutation of coordinates we can identify each set R'_i with one of the sets in (2). If P_k is the sum

⁵Note that σ^2 is inversely proportional to the SNR.

⁶Which is strictly related to the transformation of the SNR from the linear to the dB scale.

of probabilities p_i of points contained in the regions of type k , then we obtain

$$\begin{aligned} p(n, d, t) &= 1 - \sum_{k=0}^d P_k \mu^{\otimes d}([- (a/2)e^t, \infty)^{d-k} \times [-(a/2)e^t, (a/2)e^t]^k) \\ &= 1 - \sum_{k=0}^d P_k \mu([- (a/2)e^t, \infty))^{d-k} \mu([- (a/2)e^t, (a/2)e^t])^k. \end{aligned} \quad (3)$$

We note that making a change of variables $t \rightarrow (t - \log(a/2))$ it suffices to consider the case of $a/2 = 1$. Let us now define

$$g := g(e^t) \triangleq \mu([-e^t, \infty)) \quad \text{and} \quad h := h(e^t) \triangleq \mu([-e^t, e^t])$$

This leads to the following representation:

$$p(n, d, t) = 1 - \sum_k P_k g^{d-k} h^k.$$

Since $g = (h + 1)/2$, if we define

$$H(h) \triangleq \sum_k P_k \left(\frac{h+1}{2} \right)^{d-k} h^k, \quad (4)$$

then

$$p(n, d, t) = 1 - H(h(e^t)).$$

Notice that all derivatives of H with respect to h are nonnegative and $H(1) = 1$.

Let us start with the following Lemma.

Lemma 1: For any $c > 0$ we have

$$\int_c^\infty e^{-\frac{x^2}{2}} dx \leq \frac{1}{c} e^{-\frac{c^2}{2}}. \quad (5)$$

Proof: Both sides tend to 0 as $c \rightarrow \infty$, therefore, it is enough to show that

$$\frac{d}{dc} \left(\frac{1}{c} e^{-\frac{c^2}{2}} \right) \leq \frac{d}{dc} \left(\int_c^\infty e^{-\frac{x^2}{2}} dx \right).$$

This is a simple exercise. □

Lemma 2: For any $h \in [0, 1]$,

$$(1 - h) H'(h)^2 - (1 - H(h)) (H'(h) - (1 - h) H''(h)) \geq 0. \quad (6)$$

Proof: Inequality (6) holds for $h = 1$, hence, from now on we will assume that $h < 1$.

First, let us prove this inequality in the one-dimensional case $d = 1$. In this case

$$H(h) = P_0 \frac{h+1}{2} + P_1 h, \quad H'(h) = \frac{1}{2} P_0 + P_1, \quad H''(h) = 0.$$

Therefore, we need to prove that $(1 - h) H' \geq 1 - H$ or

$$(1 - h) \left(\frac{1}{2} P_0 + P_1 \right) \geq P_0 \frac{1 - h}{2} + P_1 (1 - h),$$

which is the exact equality. Let us now consider the case $d > 1$. We write a factor $1 - H$ in the second term in (6) as

$$1 - H(h) = \sum_k P_k \left(1 - \left(\frac{h+1}{2} \right)^{d-k} h^k \right)$$

and let us think of the left hand side of (6) as a homogeneous quadratic form in $(P_k)_{0 \leq k \leq d}$ of the type

$$\sum_{0 \leq k, m \leq d} P_k P_m H_{k,m}(h) \geq 0,$$

where $H_{k,m}$ are functions of h only. Lemma 2 then follows from Lemma 3. \square

Lemma 3: If $d > 1$ then all $H_{k,m}(h) \geq 0$ for $h \in (0, 1)$.

We will prove this Lemma in the Appendix and now show how Lemmas 1 and 2 implies Theorem 1.

Theorem 1: For any $n, d \geq 1$ the function $t \rightarrow p(n, d, t)$ is log-concave.

Proof: (of Theorem 1) Let $c = e^t > 0$ and $G(e^t) = H(h(e^t))$. A simple calculation gives

$$\begin{aligned} \frac{d^2}{dt^2} \log(1 - G(e^t)) &= -e^t \frac{(1 - G(e^t)) G'(e^t) + e^t G'(e^t)^2 + e^t (1 - G(e^t)) G''(e^t)}{(1 - G(e^t))^2} \\ &= -\frac{c}{(1 - G(c))^2} [(1 - G(c)) G'(c) + c G'(c)^2 + c (1 - G(c)) G''(c)]. \end{aligned}$$

The right hand side is negative if and only if

$$(1 - G(c)) G'(c) + c G'(c)^2 + c (1 - G(c)) G''(c) \geq 0. \quad (7)$$

Since

$$G'(c) = H'(h) h'(c), \quad G''(c) = H''(h) h'(c)^2 - H'(h) \cdot c h'(c)$$

and by definition of $h(c)$,

$$h'(c) = \sqrt{\frac{2}{\pi}} e^{-\frac{c^2}{2}}, \quad h''(c) = -\sqrt{\frac{2}{\pi}} c e^{-\frac{c^2}{2}} = -c h'(c)$$

we can rewrite (7) as

$$(1 - H) \left(H' h' (1 - c^2) + c (h')^2 H'' \right) + c (h')^2 (H')^2 \geq 0,$$

or, equivalently,

$$ch' \geq (c^2 - 1) \frac{(1 - H) H'}{H'' (1 - H) + (H')^2}.$$

It is obvious that if $c \leq 1$ then the inequality holds. For $c > 1$ it follows from

$$\frac{ch'}{c^2 - 1} \geq 1 - h \geq \frac{(1 - H) H'}{H'' (1 - H) + (H')^2}.$$

The left hand side inequality can be rewritten as

$$\frac{c}{c^2 - 1} e^{-\frac{c^2}{2}} \geq \int_c^\infty e^{-\frac{x^2}{2}} dx,$$

which for $c > 1$ follows from Lemma 1 and the right hand side inequality is equivalent to (6). \square

Remark. Let us recall that, despite the fact that two-dimensional M -QAM systems have been extensively studied, instantaneous BEP expression for arbitrary M for single reception as a function of the instantaneous symbol signal-to-noise ratio (SNR) γ , has been developed only recently in [12] and is given by

$$P_b(e|\gamma) = \frac{1}{\sqrt{M} \log_2 \sqrt{M}} \sum_{k=1}^{\log_2 \sqrt{M}} \sum_{i=0}^{(1-2^{-k})\sqrt{M}-1} (-1)^{\lfloor \frac{i \cdot 2^{k-1}}{\sqrt{M}} \rfloor} \left(2^{k-1} - \left\lfloor \frac{i \cdot 2^{k-1}}{\sqrt{M}} + \frac{1}{2} \right\rfloor \right) \times \operatorname{erfc} \left[(2i+1) \sqrt{\frac{3\gamma}{2(M-1)}} \right], \quad (8)$$

where $\lfloor x \rfloor$ denotes the integer part of x . One might consider to try to prove log-concavity directly using this explicit expression. However, this seems to be a difficult task since BEP is a linear combination of positive and negative terms with the complementary error function⁷, $\operatorname{erfc}(\cdot)$, and it is evident that analysis of this expression is not at all straightforward.

B. Log-Concavity in Fading plus AWGN Channel

In the above proof of log-concavity of the function $t \rightarrow p(n, d, t)$ the size of the grid $a > 0$ was fixed. When we transmit a symbol related to the constellation point x_i with fixed a in AWGN plus fading channel, the receiver observes $Fx_i + \sigma g$ where F is the random channel gain due to fading. This is equivalent to the observation of $x_i + \sigma g$ when the constellation has a

⁷The complementary error function is in well known relationship with the Gaussian Q-function, i.e., $Q(x) = (1/2) \operatorname{erfc} [x/\sqrt{2}]$.

random parameter a with the same statistics of the fading gain.⁸ Thus, we show that when a is random, the average over a is still log-concave in t . Let us now make the dependence of p on a explicit, through the change of variable $b = 2 \log a$, thus $a/\sigma = e^{t+b/2}$. We obtain the function $p(n, d, t + b/2)$ which is log-concave as a function of both variables (t, b) .

What follows is valid for all modulation formats with log-concave instantaneous EP function of (t, b) . To obtain the EP averaged over fading we have to evaluate the expected value of $p(n, d, t + b/2)$ with respect to random variable b .

Theorem 2: If b has a log-concave pdf then the average of p over b , that is $\bar{p}(n, d, t) = \mathbb{E}_b\{p(n, d, t + b/2)\}$, is also log-concave.

Proof: (of Theorem 2)

Suppose that b has a distribution with log-concave density, that is density of the form $e^{-V(b)}$ for some convex function $V(b)$. Then⁹

$$\bar{p}(t) = \int p(t, b) e^{-V(b)} db$$

is the average of p over b . Since $p(t, b) e^{-V(b)}$ is log-concave in both variables (t, b) , Prekopa-Leindler inequality [28], [29] implies that $\bar{p}(t)$ is log-concave. \square

This shows that if the distribution of b has log-concave density then the average over a is log-concave.

Corollary 1: Common examples of fading models, such as Rayleigh, Nakagami- m and log-normal with single and multiple reception (see, e.g., [3]) lead to log-concave average EP.

Proof: In the case when p.d.f. $f_{a^2}(\xi)$ of a^2 is given, p.d.f. of $b = \log a^2$ is obtained by

$$f_b(z) = e^z f_{a^2}(e^z). \quad (9)$$

1) *Rayleigh fading:* For Rayleigh fading¹⁰ the p.d.f. of a^2 is given by

$$f_{a^2}(\xi) = e^{-\xi}, \quad (10)$$

⁸E.g., this represents the case of flat fading channel and coherent reception.

⁹We omit here the dependence on parameters n and d .

¹⁰Even though Rayleigh is included in Nakagami- m when $m = 1$, we start from Rayleigh to explain the methodology.

from which by (9) we obtain

$$f_b(z) = e^{z-e^z}, \quad (11)$$

that is log-concave in z since $z - e^z$ is concave.

2) *Nakagami- m fading*: For Nakagami- m fading (having $m \geq 1/2$) the p.d.f. of a^2 is given by

$$f_{a^2}(\xi) = \frac{m^m}{\Gamma(m)} \xi^{m-1} e^{-m\xi}, \quad (12)$$

from which by (9) we obtain

$$f_b(z) = \frac{m^m}{\Gamma(m)} e^{m(z-e^z)}, \quad (13)$$

that is log-concave in z since $m(z - e^z)$ is concave and $m^m/\Gamma(m) > 0$.

3) *Log-normal fading*: For log-normal fading (i.e., a^2 in dB is a zero-mean Gaussian r.v. with variance σ_{dB}^2) the p.d.f. of a^2 is given by ($\nu = 10/\log 10$)

$$f_{a^2}(\xi) = \frac{\nu}{\sqrt{2\pi}\sigma_{\text{dB}}\xi} e^{-\frac{(\log_{10} \xi)^2}{2\sigma_{\text{dB}}^2}}, \quad (14)$$

from which by (9) we obtain

$$f_b(z) = \frac{\nu}{\sqrt{2\pi}\sigma_{\text{dB}}} e^{-\frac{\nu^2}{2\sigma_{\text{dB}}^2} z^2}, \quad (15)$$

that is log-concave in z since σ_{dB} is positive.

4) *Maximal ratio combining of N -branches i.i.d. Rayleigh fading*: At the combiner output the p.d.f. of a^2 is given by

$$f_{a^2}(\xi) = \frac{1}{(N-1)!} \xi^{N-1} e^{-\xi}, \quad (16)$$

from which by (9) we obtain

$$f_b(z) = \frac{1}{(N-1)!} e^{Nz-e^z}, \quad (17)$$

that is log-concave in z since N is positive and $Nz - e^z$ is concave. \square

It is also important to remark that the log-concavity property above proved for the EP can have several applications, thus its relevance is beyond what illustrated in the following sections where some examples of applications for bounds and local bounds are given.

III. BOUNDS AND LOCAL BOUNDS

In this section it will be shown how to take advantage of the log-concavity property for the derivation of bounds and local bounds. Some examples of application will be proposed, such as the derivation of bounds and local bounds for the EP of coherent detection of M -ary phase shift keying¹¹ (M -PSK) with diversity reception on independent non identically distributed (i.n.i.d.) fading channels (also known as macrodiversity reception), as well as for adaptive M -QAM with diversity reception. However, the application of the log-concavity is not limited to these cases (e.g., bounds for multidimensional modulations¹² can also be derived). A special attention is devoted to bounds which are analytically simple and invertible.

A. The key idea behind the bounds

The main idea to be exploited is that, due to the log-concave behavior proved in Sect. II, the EP plotted in logarithmic scale versus the signal-to-total disturbance-ratio, γ , in deciBel (dB) is a concave function (see, e.g., Fig.1). After having identified the region of interest, RoI, we can easily obtain tighter analytically tractable and invertible upper and lower bounds valid for SNRs only in the RoI. The RoI is defined as the range $[P_{em}, P_{eM}]$ of the EP which is of interest in the specific application. Since EP is monotonically decreasing in the SNR, this gives the range $[\bar{\gamma}_M^*, \bar{\gamma}_m^*]$ for the SNR with $P_e(\bar{\gamma}_m^*) = P_{em}$ and $P_e(\bar{\gamma}_M^*) = P_{eM}$.

Let us first consider bounds valid for all SNRs, that is for a RoI corresponding to SNR in the range $[0, \infty]$. This RoI includes asymptotic behavior of EP.

As an example, it is worthwhile to recall that in several cases, such as in single and multiple reception fading channel with Rayleigh or Nakagami- m pdf, the system achieves a diversity \mathcal{D} if the asymptotic error probability is log-linear. This means that $P_e(\bar{\gamma}) \approx g(\bar{\gamma}) \triangleq K/\bar{\gamma}^{\mathcal{D}}$ where K is a constant depending on the asymptotic behavior and $\bar{\gamma}$ is the mean signal-to-total disturbance noise averaged over small-scale fading. In other words, a system with diversity \mathcal{D} is described by a curve of error probability with a slope approaching $10/\mathcal{D}$ [dB/decade] for large $\bar{\gamma}$.

¹¹It is well known that with $M = 2, 4$ the constellation is in the class considered above. Nevertheless, the demonstration of log-concavity for the mean EP is valid for all constellations giving log-concave instantaneous EP.

¹²See, e.g., [30], [31]. The benefit provided by multidimensional constellations has been widely known in the design of coded modulation [32], [33].

Thus, we focus our attention on systems with log-linear asymptotical mean EP. For these, in the RoI $[0, \infty]$, the log-concavity of the mean EP immediately implies that its asymptotic behavior provides an upper bound. Let us consider the usual EP, $P_e(\bar{\gamma})$, and the asymptote $g(\bar{\gamma})$, both in logarithmic scale as a function of $\bar{\gamma}$ (in dB). Note that on this scale the EP is concave whereas $g(\bar{\gamma})$ is linear with respect to $\bar{\gamma}$ (dB). It is clear that $P_e(0) \leq g(0)$, since the EP is less than or equal to $1/2$. Furthermore, $P_e(\bar{\gamma})$ and $g(\bar{\gamma})$ are both decreasing, and the two curves approach at $\bar{\gamma} \rightarrow \infty$. Therefore, $P_e(\bar{\gamma}) \leq g(\bar{\gamma})$ and if we define

$$P_{e\text{UB}}(\bar{\gamma}) \triangleq \min \left\{ \frac{1}{2}, g(\bar{\gamma}) \right\}, \quad (18)$$

then

$$P_e(\bar{\gamma}) \leq P_{e\text{UB}}(\bar{\gamma}). \quad (19)$$

The UB on the inverse EP, that is on the SNR required to reach a target EP, $P_e^* < 1/2$, is thus given by

$$\bar{\gamma}_{\text{UB}}^* = \left(\frac{K}{P_e^*} \right)^{1/\mathcal{D}}. \quad (20)$$

To define local bounds let us now consider a generic RoI with $P_{eM} < 1/2$ and $P_{em} \geq 0$. By shifting the asymptotic UB to touch the exact solution at extremes of the RoI, we define local bounds tighter than previously known bounds, easily invertible and thus enabling further analysis. At the lower end of the RoI, that is for a target EP $P_e^* = P_{em}$, we can define $\Delta\bar{\gamma}_m$ (dB) as the difference, in dB, between the required SNR for the asymptotic upper bound and the exact solution:

$$\Delta\bar{\gamma}_m(\text{dB}) = \bar{\gamma}_{\text{UB}}^*(\text{dB}) - \bar{\gamma}_m^*(\text{dB}). \quad (21)$$

Then, in linear scale:

$$\Delta\bar{\gamma}_m = \frac{\bar{\gamma}_{\text{UB}}^*(P_{em})}{\bar{\gamma}_m^*}. \quad (22)$$

We now define the LUB in the RoI as:

$$P_{e\text{LUB}}(\bar{\gamma}) \triangleq \min \{ P_{eM}, P_{e\text{UB}}(\bar{\gamma} \cdot \Delta\bar{\gamma}_m) \}, \quad (23)$$

which is an upper bound within the RoI and invertible. For a target EP in the RoI, P_e^* , the LUB on the required SNR becomes:

$$\bar{\gamma}_{\text{LUB}}^* = \frac{\bar{\gamma}_{\text{UB}}^*(P_e^*)}{\Delta\bar{\gamma}_m} = \bar{\gamma}_m^* \left(\frac{P_{em}}{P_e^*} \right)^{1/\mathcal{D}} \quad (24)$$

Thus, to define the LUB one needs to know the exact required SNR at one point, namely, at the lower end of the RoI.

Similarly, one can define the invertible LLB, which is a lower bound within the RoI, by shifting the UB of $\Delta\bar{\gamma}_M$ referred to P_{eM} . This requires only the knowledge of the exact SNR for the EP at the upper end of the RoI, $\bar{\gamma}_M^*$. The LLB is given by:

$$P_{eLLB}(\bar{\gamma}) \triangleq \max\{P_{em}, P_{eUB}(\bar{\gamma} \cdot \Delta\bar{\gamma}_M)\}. \quad (25)$$

Its inversion results in

$$\bar{\gamma}_{LLB}^* = \frac{\bar{\gamma}_{UB}^*(P_e^*)}{\Delta\bar{\gamma}_M} = \bar{\gamma}_M^* \left(\frac{P_{eM}}{P_e^*} \right)^{1/\mathcal{D}}. \quad (26)$$

A qualitative example of bounds and local bounds within the RoI is reported in Fig.1. At this point it is important to emphasize that, while the LUB is, within the RoI, a tighter bound than the asymptotic UB and still invertible, the LLB obtained by translation of the UB can be worse compared to known LB, but in the other hand, the LLB is easily invertible enabling further analysis.

Remark: the log-concavity property opens the way for the definition of other classes of bounds, such as based on tangent in the extremes of the RoI or based on saddle-point (steepest descent method). Local bounds here proposed have the advantage of being simple and analytically tractable for further analysis.

In the remaining part of the paper, as an example of applications we consider the proposed bounds for applications based on M -QAM and M -PSK¹³ modulation formats, coherent N branches MRC reception in independent identically distributed (i.i.d.) and independent non identically distributed (i.n.i.d.) Rayleigh fading channels.

B. Local Bounds for Coherent M -QAM with N -branches MRC reception

In [6] the exact BEP averaged over i.i.d. Rayleigh fading for coherent detection of M -QAM with N -branches MRC is derived and it is given by:

$$P_b(\bar{\gamma}) = \frac{2}{\sqrt{M} \log_2(\sqrt{M})} \sum_{h=1}^{\log_2(\sqrt{M})} \sum_{i=0}^{(1-2^{-h})\sqrt{M}-1} (-1)^{\lfloor \frac{i \cdot 2^{h-1}}{\sqrt{M}} \rfloor} \left(2^{h-1} - \left\lfloor \frac{i \cdot 2^{h-1}}{\sqrt{M}} + \frac{1}{2} \right\rfloor \right) \\ \times \mathcal{I} \left(\frac{3(2i+1)^2}{2(M-1)} \bar{\gamma} \right), \quad (27)$$

¹³The constellation is of the type of \mathcal{X} for $M = 2, 4$. Nevertheless, asymptotic UB is valid for all M .

where

$$\mathcal{I}(x) = \frac{1}{\pi} \int_0^{\pi/2} \left(\frac{\sin^2 \theta}{\sin^2 \theta + x} \right)^N d\theta. \quad (28)$$

We now introduce a function $g(\bar{\gamma}) \triangleq T_N(M)/\bar{\gamma}^N$, where

$$T_N(M) \triangleq \frac{2^{N+1}(M-1)^N S(N)}{3^N \sqrt{M} \log_2(\sqrt{M})} \sum_{k=1}^{\log_2(\sqrt{M})} \sum_{i=0}^{(1-2^{-k})\sqrt{M}-1} \frac{(-1)^{\lfloor \frac{i \cdot 2^{k-1}}{\sqrt{M}} \rfloor}}{(2i+1)^{2N}} \left(2^{k-1} - \left\lfloor \frac{i \cdot 2^{k-1}}{\sqrt{M}} + \frac{1}{2} \right\rfloor \right), \quad (29)$$

depends only on the constellation-size and the diversity order, and

$$S(N) = \frac{1}{2^{2N+1}} \binom{2N}{N}. \quad (30)$$

Note that $g(\bar{\gamma})$ has the same structure as (27) except for the term $\mathcal{I}\left(\frac{3(2i+1)^2}{2(M-1)} \bar{\gamma}\right)$ that we have substituted by its asymptotic behavior (for large SNR's the term $\sin^2 \theta$ in the denominator of (28) is neglected). We now define

$$P_{b\text{UB}}(\bar{\gamma}) \triangleq \min \left\{ \frac{1}{2}, \frac{T_N(M)}{\bar{\gamma}^N} \right\}, \quad (31)$$

which is the asymptotic upper bound of the BEP (the proof follows as in Sec. III-A). Since $P_{b\text{UB}}(\bar{\gamma})$ is invertible, it offers analytical tractability for both error outage and adaptive modulation analysis, as given in sections IV-A and IV-B. Typical values for $T_N(M)$ are reported in Tab. I (the normalization is motivated by the fact that it provides the enumerator for the UB when the SNR is related to bit instead of symbol).

TABLE I

VALUES OF $T_N(M)/(\log_2 M)^N$ FOR VARIOUS MODULATION FORMATS AND NUMBERS OF ANTENNAS.

$\frac{T_N(M)}{(\log_2 M)^N}$	$M = 4$	$M = 16$	$M = 64$	$M = 256$
$N = 1$	0.25	0.50	1.12	2.76
$N = 2$	0.19	0.89	5.42	40.15
$N = 4$	0.14	4.01	191.52	13069.70

From (31) the upper bound on the inverse BEP, which is the bound on the SNR required to achieve a target BEP equal to P_b^* , can be easily obtained as given by

$$\bar{\gamma}_{\text{UB}}^* = \left(\frac{T_N(M)}{P_b^*} \right)^{1/N}. \quad (32)$$

From (32), it is then possible to obtain invertible LUB and LLB through (24) and (26), respectively.

C. Local Bounds for Coherent M -PSK with Macrodiversity

The mean SEP, averaged over small-scale fading, for coherent detection of M -PSK with N branches experiencing i.n.i.d. Rayleigh fading is given by (see, e.g., [3]):

$$P_e = \frac{1}{\pi} \int_0^\Theta \prod_{i=1}^N \frac{\sin^2 \theta}{\sin^2 \theta + c \bar{\gamma}_i} d\theta, \quad (33)$$

where $\bar{\gamma}_i$ is the mean SNR on the i -th branch, $c = \sin^2(\pi/M)$, and $\Theta = (M-1)\pi/M$. Let us define the branch power profile (BPP) as the set $\{a_i\}$ such that $\bar{\gamma}_i = a_i \bar{\gamma}$ for $i = 1, \dots, N$. When all $a_i = 1$ we are in the setting of independent identically distributed fading on each branch, that is a system with microdiversity, for which tight and invertible upper and lower bounds on the SEP are given in [20].

The asymptotic behavior of the SEP can be easily obtained by neglecting $\sin^2 \theta$ in the denominator of the integrand function, thus obtaining:

$$P_{eUB} = \frac{S(N)}{c^N \left(\prod_{i=1}^N a_i \right) \bar{\gamma}^N}, \quad (34)$$

where

$$\begin{aligned} S(N) &\triangleq \frac{1}{\pi} \int_0^\Theta \sin^{2N} \theta d\theta \\ &= \frac{\Theta}{\pi} \left[2^{-2N} \binom{2N}{N} + \frac{(-1)^N}{2^{2N-1}} \sum_{k=0}^{N-1} (-1)^k \binom{2N}{k} \frac{\sin((2N-2k)\Theta)}{(2N-2k)\Theta} \right]. \end{aligned} \quad (35)$$

It is noticeable that for binary PSK (35) results in (30). It is interesting to note that if the BPP is exponentially decaying with parameter δ (i.e., $a_i = e^{-\delta(i-1)}$; this model was proposed, e.g., in [3]), then in the denominator of (34) we can write $\prod_{i=1}^N a_i = e^{-N(N-1)\delta/2}$.

For a target EP, P_e^* , the required SNR, $\bar{\gamma}^*$, is upper-bounded by the inversion of the asymptotic UB, that is

$$\bar{\gamma}_{UB}^*(P_e^*) = \left[\frac{S(N)}{c^N \left(\prod_{i=1}^N a_i \right) P_e^*} \right]^{1/N}. \quad (36)$$

From (36), it is possible to obtain invertible local upper and lower bounds through (24) and (26), respectively.

IV. APPLICATIONS FOR INVERSE EP LOCAL BOUNDS

A. Local Bounds on the Error Outage

In digital mobile radio systems when a fast (small-scale) process is superimposed on a slow (large-scale) process, EP alone is not sufficient to describe the link quality. In this case $\bar{\gamma}$, the SNR averaged over small-scale fading process, also varies in time on a large-scale due to, for example, a combination of mobility, shadowing and power control. In such environments, a reasonable performance measure related to the slow variations of the channel is given by the outage probability. We consider the error outage (EO), outage probability based on the EP, as

$$P_o(P_e^*) = \mathbb{P} \{P_e(\bar{\gamma}) \geq P_e^*\}, \quad (37)$$

where P_e^* is the maximum tolerable EP [34], [35]. The EO defined here is an appropriate QoS measure for digital mobile radio.¹⁴ Since the function $P_e(\bar{\gamma})$ is strictly decreasing in its argument, the EO becomes

$$P_o(P_e^*) = \int_0^{\bar{\gamma}^*(P_e^*)} f_{\bar{\gamma}}(\xi) d\xi, \quad (38)$$

where $f_{\bar{\gamma}}(\xi)$ is the p.d.f. of $\bar{\gamma}$, and hence, the crucial point in evaluating the EO becomes inverting $P_e(\bar{\gamma})$, i.e., finding $\bar{\gamma}^*(P_e^*) = P_e^{-1}(P_e^*)$, which in general requires numerical root evaluation. The above difficulty is alleviated by replacing $\bar{\gamma}^*$ by the local bounds on the inverse EP derived from the local bounds on the EP. In particular, in order to achieve a target EP within the RoI, the required SNR, $\bar{\gamma}^* = P_e^{-1}(P_e^*)$, can be lower and upper bounded by

$$\bar{\gamma}_{\text{LLB}}^* \leq \bar{\gamma}^* \leq \bar{\gamma}_{\text{LUB}}^*. \quad (39)$$

Using (39) and the fact that $f_{\bar{\gamma}}(\xi)$ in (38) is non-negative, we arrive at the lower and upper bounds on the EO as:

$$P_{o\text{LLB}}(P_e^*) \leq P_o(P_e^*) \leq P_{o\text{LUB}}(P_e^*), \quad (40)$$

where $P_{o\text{LLB}}(P_e^*)$ and $P_{o\text{LUB}}(P_e^*)$ are obtained by substituting $\bar{\gamma}^*(P_e^*)$ in (38) with $\bar{\gamma}_{\text{LLB}}^*(P_e^*)$ and $\bar{\gamma}_{\text{LUB}}^*(P_e^*)$, respectively.

As an example of application, let us derive the EO in log-normal shadowing environments. It has been shown that shadowing in mobile radio systems is well-modeled by a log-normal

¹⁴The EO becomes the bit EO (BEO) or the symbol EO (SEO) when respectively related to the BEP or the SEP.

distribution [1], [36]. In this case, $\bar{\gamma}$ is a log-normal distributed random variable (r.v.) with parameters μ_{dB} and σ_{dB}^2 , that is $\bar{\gamma}_{\text{dB}} = 10 \log_{10} \bar{\gamma}$ is a Gaussian r.v. with mean μ_{dB} and variance σ_{dB}^2 . Thus, the EO is given by

$$P_o(P_e^*) = Q \left(\frac{\mu_{\text{dB}} - 10 \log_{10} \bar{\gamma}^*(P_e^*)}{\sigma_{\text{dB}}} \right). \quad (41)$$

Since the logarithm is monotonic, the EO is lower and upper bounded by

$$P_{o\text{LLB}}(P_e^*) = Q \left(\frac{\mu_{\text{dB}} - 10 \log_{10} \bar{\gamma}_{\text{LLB}}^*(P_e^*)}{\sigma_{\text{dB}}} \right), \quad (42a)$$

$$P_{o\text{LUB}}(P_e^*) = Q \left(\frac{\mu_{\text{dB}} - 10 \log_{10} \bar{\gamma}_{\text{LUB}}^*(P_e^*)}{\sigma_{\text{dB}}} \right). \quad (42b)$$

In Fig.2 the exact average EP (33) and asymptotical UB (34) as a function of the mean SNR in dB, $\bar{\gamma}$ (dB), are reported for BPSK coherent detection with $N = 4$ and 8 branches and exponential decaying BPP described by parameter $\delta = 0.2, 0.5, 1, 2$. It is possible to verify that: (i) the asymptotical behavior represents an upper bound, (ii) the asymptotic behavior departs from the exact solution as the number of branches increases as well as when the parameter δ increases. In typical RoI for the EP of uncoded systems, that is in the range $[10^{-4}, 10^{-2}]$, it is possible to note that the asymptotical behavior is not useful for determining the SNR required to reach a target EP. Thus, local bounds in the RoI are useful for all problems in which tight bounds on the inverse EP are needed. As an example, UBs and LUBs for the SEO of macrodiversity systems are shown in Fig. 3. In particular, the SEO as a function of the median SNR, μ_{dB} , is given for coherent detection of BPSK systems with $N = 2$ and 4-branches, parameter $\delta = 1$ and $\sigma_{\text{dB}} = 8$. Exact SEO, UB and LUB with target SEP of $P_e^* = 10^{-3}$ and RoI with $P_{\text{em}} = 10^{-4}$ are given. For comparison, the microdiversity case (i.e., $\delta = 0$) for $N = 4$ is also reported.

From these results it is possible to quantify the improvement in terms of SEO due to MRC as a function of the diversity order in the case of micro and macrodiversity. For a given SEO, one can obtain the UB and LUB on the requirement in terms of the parameter μ_{dB} corresponding to the median value of the shadowing level. This is useful for the design of digital radio systems with diversity reception (e.g., the maximum distance of the radio-link can be estimated when the path-loss law is known). It is worth noting that in the case investigated the LUB is within 1dB from the exact solution.

B. Spectral Efficiency Evaluation for Adaptive Modulation Techniques

In systems with adaptive modulation, for a given target BEP, P_b^* , the spectral efficiency (SE) is a discrete r.v. with distribution that depends on the SNR thresholds and on how they are computed (i.e., on the BEP expression of the given system configuration). In particular, the SE has value $\log_2 M_j$ ($j = 0, \dots, J-1$) being the constellation enumeration of the adaptive system) for SNR in the range $(\bar{\gamma}_j^*, \bar{\gamma}_{j+1}^*]$, with probability $\mathbb{P}\{\bar{\gamma}_j^* < \bar{\gamma} \leq \bar{\gamma}_{j+1}^*\}$, (e.g., a set of QAM constellation sizes may be ranging from $M = 4$ ($j = 0$) to $M = 1024$ ($j = J = 4$)). The mean SE is defined as

$$\eta \triangleq \mathbb{E}_{\bar{\gamma}}\{\log_2 M\} \quad [\text{bps/Hz}], \quad (43)$$

where the averaging is with respect to the distribution of the SNR, $\bar{\gamma}$. Let M_j and $\bar{\gamma}_{\text{dB},j}^*$ be the j^{th} element from the set of possible constellation sizes and corresponding SNR threshold (in dB), respectively, to achieve a target BEP. Then, η can be written as

$$\begin{aligned} \eta &= \sum_{j=0}^{J-1} \tilde{M}_j \mathbb{P}\{\bar{\gamma}_{\text{dB},j}^* < \bar{\gamma}_{\text{dB}} \leq \bar{\gamma}_{\text{dB},j+1}^*\} + \tilde{M}_J \mathbb{P}\{\bar{\gamma}_{\text{dB},J}^* < \bar{\gamma}_{\text{dB}}\} \\ &= \sum_{j=0}^{J-1} \tilde{M}_j [F_{\bar{\gamma}_{\text{dB}}}(\bar{\gamma}_{\text{dB},j+1}^*) - F_{\bar{\gamma}_{\text{dB}}}(\bar{\gamma}_{\text{dB},j}^*)] + \tilde{M}_J [1 - F_{\bar{\gamma}_{\text{dB}}}(\bar{\gamma}_{\text{dB},J}^*)], \end{aligned} \quad (44)$$

where $\tilde{M}_k = \log_2 M_k$ and $F_{\bar{\gamma}_{\text{dB}}}(\cdot)$ is the cumulative distribution function (CDF) of $\bar{\gamma}_{\text{dB}} = 10 \log_{10} \bar{\gamma}$.

For the non-adaptive modulation scheme with $M = M_k$, the SE is equal to $\log_2 M_k$ [bps/Hz] during the service period satisfying the target QoS and 0 [bps/Hz] during the outage period. Hence, for non-adaptive schemes the SE is given by

$$\eta = \tilde{M}_k [1 - F_{\bar{\gamma}_{\text{dB}}}(\bar{\gamma}_{\text{dB},k}^*)]. \quad (45)$$

For log-normal shadowing, $F_{\bar{\gamma}_{\text{dB}}}(\cdot)$ in (44) and (45) can be written as

$$F_{\bar{\gamma}_{\text{dB}}}(\xi) = Q\left(\frac{\mu_{\text{dB}} - \xi}{\sigma_{\text{dB}}}\right). \quad (46)$$

By substituting in (44) and (45) the required SNRs, $\bar{\gamma}_{\text{dB},j}^*$ with LUB, $\bar{\gamma}_{\text{LUB dB},j}^*$, we obtain a LLB on the mean SE allowing a conservative design of the communication system.

We first present the exact BEP and UBs in Rayleigh fading channels with microdiversity and MRC. In Fig. 4, the exact BEP and UB are shown as a function of the mean SNR, $\bar{\gamma}$, for several

constellation-sizes, $M = 4, 16, 64, 256$ and diversity orders, $N = 1, 2$, and 4. It can be observed that the UB depart from the BEP for the RoI (i.e., $[10^{-4}, 10^{-2}]$), as the constellation-size or the diversity order increase.

The UB and LUB on the BEP can be easily inverted providing the UB and LUB on the mean SNR required with different constellation-sizes to reach the target BEP. These UB and LUB on the required SNRs can be used in (44) to obtain a LB and a LLB, respectively, on the SE, enabling a conservative design. Then, we evaluate the mean spectral efficiency as a function of the median SNR, μ_{dB} , for slow adaptive QAM systems with constellation-size M in $\{4, 16, 64, 256\}$ and microdiversity reception with $N = 1, 2, 4$ branches. These results are reported in Fig. 5, where relative values of the BEO are also shown depending on the diversity order. The BEO is given by the outage probability of the lower constellation-size [6], and it is reported here to show the trade-off between outage and spectral efficiency in slow adaptive modulation systems. Also in this case local bounds enable easy evaluation, with good accuracy.

V. CONCLUSIONS

In this work we proved an important property of the error probability as a function of signal-to-noise in dB for AWGN channel as well as for fading and AWGN channels with single and multiple reception. Namely, we proved that the error probability is log-concave for a wide class of multidimensional modulation formats which include M -QAM for two dimensions. This property can have several applications. Here we exploited it to derive upper and lower bounds and to define local bounds that are tight in a given region of interest for the error probability. We also provided some applications of local bounds highlighting the possibility of easy computation for the inverse of EP formulas without losing significant accuracy in the evaluation of figures of merit interesting in wireless communications. However, we believe that the relevance of log-concavity property goes beyond the examples provided in the paper and may be exploited for other different purposes.

ACKNOWLEDGMENTS

The authors would like to thank M. Chiani, M. Win, and O. Andrisano for helpful comments and suggestions.

APPENDIX - PROOF OF LEMMA 3

Let us start by recalling the following well known identities involving binomial coefficients:

$$\sum_{\alpha=0}^N \binom{N}{\alpha} = 2^N, \quad (47)$$

$$\sum_{\alpha=0}^N \alpha \binom{N}{\alpha} = 2^{N-1} N, \quad (48)$$

$$\sum_{\alpha=0}^N \alpha^2 \binom{N}{\alpha} = 2^{N-2} N (N+1). \quad (49)$$

If L is a linear combination of $(P_k)_{0 \leq k \leq d}$ let $\{L\}_k$ denote a coefficient of P_k in L . By definition of $H_{k,m}$ it should be obvious that

$$\begin{aligned} H_{k,m}(h) &= (1-h) \{H'\}_k \{H'\}_m - \left\{ \sum_l P_l - H \right\}_k \{H' - (1-h) H''\}_m \\ &\quad + (1-h) \{H'\}_m \{H'\}_k - \left\{ \sum_l P_l - H \right\}_m \{H' - (1-h) H''\}_k. \end{aligned} \quad (50)$$

To finish the proof, it is enough to show that for any $0 \leq k, m \leq n$

$$(1-h) \{H'\}_k \{H'\}_m \geq \left\{ \sum_l P_l - H \right\}_m \{H' - (1-h) H''\}_k. \quad (51)$$

Since

$$\{H\}_k = g^{d-k} h^k = \left(\frac{h+1}{2} \right)^{d-k} h^k, \quad (52)$$

we have

$$\{H'\}_k = \left(\left(\frac{h+1}{2} \right)^{d-k} h^k \right)' = \{H\}_k \left(\frac{d-k}{h+1} + \frac{k}{h} \right) = \{H\}_k \frac{hd+k}{h(h+1)} \quad (53)$$

and

$$\begin{aligned} \{H''\}_k &= \{H'\}_k \frac{hd+k}{h(h+1)} + \{H\}_k \left(\frac{hd+k}{h(h+1)} \right)' \\ &= \{H\}_k \left(\left(\frac{hd+k}{h(h+1)} \right)^2 + \left(\frac{hd+k}{h(h+1)} \right)' \right) \\ &= \{H\}_k \frac{(k^2 - k) + 2hk(d-1) + h^2 d(d-1)}{h^2 (h+1)^2}. \end{aligned} \quad (54)$$

Plugging (52), (53) and (54) into (51) we get

$$\begin{aligned} \frac{(1-h)}{1-\{H\}_m} \{H\}_k \frac{hd+k}{h(h+1)} \{H\}_m \frac{hd+m}{h(h+1)} &\geq \\ &\geq \{H\}_k \frac{(k-k^2) - 2hk(d-1) + h^2((2d-1)k + 2d - d^2) + h^3d^2}{h^2(h+1)^2}, \end{aligned}$$

or

$$\frac{(1-h) \{H\}_m (hd+m)}{1-\{H\}_m} \geq \frac{(k-k^2) - 2hk(d-1) + h^2((2d-1)k + 2d - d^2) + h^3d^2}{hd+k}.$$

The derivative of the right-hand side with respect to k is equal to

$$\frac{h-1}{(hd+k)^2} (k^2 + hd(2k-1) + h^2d(d-1))$$

which is negative if $k > 1/2$. Therefore, the right-hand side attains its maximum for $k = 0$ or $k = 1$. The difference for $k = 0$ and $k = 1$ is

$$\frac{(d-1)(1-h)}{1+hd} h \geq 0$$

and, thus, the maximum is attained at $k = 0$ and we need to prove that

$$\frac{(1-h) \{H\}_m (hd+m)}{1-\{H\}_m} \geq \frac{h^2(2d-d^2) + h^3d^2}{hd}.$$

This is equivalent to

$$\frac{(1-h)(h+1)^{d-m} h^m (hd+m)}{2^{d-m} - (h+1)^{d-m} h^m} \geq 2h - dh(1-h)$$

or

$$hd \left(2^{d-m} - (h+1)^{d-m} h^m \right) \geq 2h \frac{2^{d-m} - (h+1)^{d-m} h^m}{1-h} - (h+1)^{d-m} h^m (hd+m). \quad (55)$$

Using

$$(h+1)^{d-m} h^m = \sum_{\alpha=0}^{d-m} \binom{d-m}{\alpha} h^{m+\alpha}$$

and (47), the left hand side of (55) can be rewritten as

$$\begin{aligned} hd \left(\sum_{\alpha} \binom{d-m}{\alpha} - \sum_{\alpha} \binom{d-m}{\alpha} h^{m+\alpha} \right) &= hd \sum_{\alpha} \binom{d-m}{\alpha} (1 - h^{m+\alpha}) \\ &= d(1-h) \sum_{\alpha} \binom{d-m}{\alpha} (h + h^2 + \dots + h^{m+\alpha}). \end{aligned}$$

Similarly, the right hand side of (55) is equal to

$$\begin{aligned} 2h \sum_{\alpha} \binom{d-m}{\alpha} (1 + h + \dots + h^{m+\alpha-1}) - \sum_{\alpha} \binom{d-m}{\alpha} h^{m+\alpha} (hd + m) = \\ = \sum_{\alpha} \binom{d-m}{\alpha} (2(h + h^2 + \dots + h^{m+\alpha}) - h^{m+\alpha} (hd + m)). \end{aligned}$$

Using that by (47) and (48)

$$\sum_{\alpha} \binom{d-m}{\alpha} (d-m-2\alpha) = 0 \quad (56)$$

we can continue

$$\begin{aligned} & \sum_{\alpha} \binom{d-m}{\alpha} (2(h + h^2 + \dots + h^{m+\alpha}) - h^{m+\alpha} (hd + m) + (d-m-2\alpha)) \\ &= \sum_{\alpha} \binom{d-m}{\alpha} (-2((1-h) + (1-h^2) + \dots + (1-h^{m+\alpha})) \\ & \quad + d(1-h^{m+\alpha+1}) + m(1-h^{m+\alpha})) \\ &= (1-h) \sum_{\alpha} \binom{d-m}{\alpha} (d(1 + \dots + h^{m+\alpha}) + m(1 + \dots + h^{m+\alpha-1}) \\ & \quad - 2(1 + (1+h) + (1+h+h^2) + \dots + (1+h + \dots + h^{m+\alpha-1}))) \\ &= (1-h) \sum_{\alpha} \binom{d-m}{\alpha} ((d-m-2\alpha) + (d-m-2\alpha+2)h + \dots \\ & \quad + (d-m-2\alpha+2(m+\alpha-1))h^{m+\alpha-1} + h^{m+\alpha}d) \\ &= (1-h) \sum_{\alpha} \binom{d-m}{\alpha} (2h(1+2h+\dots+(m+\alpha-1)h^{m+\alpha-2}) + h^{m+\alpha}d). \end{aligned}$$

where in the last equality we used (56) again. Finally, comparing expansions for the left and right hand side, (55) becomes

$$\sum_{\alpha} \binom{d-m}{\alpha} (d(1+h+\dots+h^{m+\alpha-2}) - 2(1+2h+\dots+(m+\alpha-1)h^{m+\alpha-2})) \geq 0.$$

Combining all the coefficients for each power of h , the left hand side can be written as $r(h) = c_0 + c_1h + \dots + c_{d-2}h^{d-2}$ where

$$c_l = (d-2(l+1)) \sum_{\alpha \geq (2+l-m) \vee 0}^{d-m} \binom{d-m}{\alpha}.$$

Notice that the sign of c_l is determined by $d - 2(l + 1)$ so that $c_l > 0$ if $l \leq l_0$ and $c_l \leq 0$ if $l > l_0$. Since $h \leq 1$, this gives

$$\begin{aligned}
 r(h) &= c_0 + c_1 h + \dots + c_{d-2} h^{d-2} \\
 &= (c_0 + c_1 h + \dots + c_{l_0} h^{l_0}) + (c_{l_0+1} h^{l_0+1} + \dots + c_{d-2} h^{d-2}) \\
 &\geq (c_0 + c_1 + \dots + c_{l_0}) h^{l_0} + h^{l_0+1} (c_{l_0+1} + \dots + c_{d-2}) \\
 &\geq h^{l_0} (c_0 + c_1 + \dots + c_{d-2}) = h^{l_0} r(1).
 \end{aligned}$$

It remains to show that $r(1) \geq 0$. We have

$$\begin{aligned}
 r(1) &= \sum_{\alpha} \binom{d-m}{\alpha} \left(d(m+\alpha-1) - 2(1+2+\dots+(m+\alpha-1)) \right) \\
 &= \sum_{\alpha} \binom{d-m}{\alpha} \left(d(m+\alpha-1) - (m+\alpha-1)(m+\alpha) \right) \\
 &= \sum_{\alpha} \binom{d-m}{\alpha} \left((-d-m+dm+m^2) + \alpha(d+2m-1) + \alpha^2 \right).
 \end{aligned}$$

Using (47), (48) and (49) we obtain

$$\begin{aligned}
 r(1) &= 2^{d-m-2} \left[4(-d-m+dm+m^2) + 2(d+2m-1)(d-m) + (d-m-1)(d-m) \right] \\
 &= 3d^2 - 5d + 3(d-1)m + dm + m^2
 \end{aligned}$$

which is positive for $d > 1$. This finishes the proof.

REFERENCES

- [1] W. C. Jakes, Ed., *Microwave Mobile Communications*, classic reissue ed. Piscataway, New Jersey, 08855-1331: IEEE Press, 1995.
- [2] J. G. Proakis, *Digital Communications*, 4th ed. New York, NY, 10020: McGraw-Hill, Inc., 2001.
- [3] M. K. Simon and M.-S. Alouini, *Digital Communication over Fading Channels*, 2nd ed. New York, NY, 10158: John Wiley & Sons, Inc., 2004.
- [4] A. J. Goldsmith and S.-G. Chua, "Variable-rate variable-power MQAM for fading channel," *IEEE Trans. Commun.*, vol. 45, no. 10, pp. 1218–1230, Oct. 1997.
- [5] A. Conti, M. Z. Win, and M. Chiani, "Invertible bounds for M-QAM in Rayleigh fading," *IEEE Trans. on Wireless Commun.*, vol. 4, no. 5, pp. 1994–2000, Sept. 2005.
- [6] —, "Slow adaptive M-QAM with diversity in fast fading and shadowing," *IEEE Trans. Commun.*, vol. 55, no. 5, pp. 895–905, May 2007.
- [7] C. R. Cahn, "Combined digital phase and amplitude modulation communication systems," *IEEE Trans. Commun. Sys.*, vol. 8, no. 3, pp. 150–155, Sept. 1960.
- [8] J. C. Hancock and R. W. Lucky, "Performance of combined amplitude and phase-modulated communication systems," *IEEE Trans. Commun. Sys.*, vol. 8, no. 4, pp. 232–237, Dec. 1960.
- [9] C. N. Campopiano and B. C. Glazer, "A coherent digital amplitude and phase modulation scheme," *IEEE Trans. Commun. Sys.*, vol. 10, no. 1, pp. 90–95, Mar. 1962.
- [10] J. C. Hancock and R. W. Lucky, "On the optimum performance of n-ary systems having two degrees of freedom," *IEEE Trans. Commun. Sys.*, vol. 10, no. 2, pp. 185–192, June 1962.
- [11] L. Hanzo, W. Webb, and T. Keller, *Single- and Multi-carrier Quadrature Amplitude Modulation: Principles and Applications for Personal Communications, WLANs and Broadcasting*, 1st ed. Piscataway, New Jersey, 08855-1331: IEEE Press, J. Wiley and Sons, 2000.
- [12] K. Cho and D. Yoon, "On the general BER expression of one- and two-dimensional amplitude modulations," *IEEE Trans. Commun.*, vol. 50, no. 7, pp. 1074–1080, July 2002.
- [13] G. J. Foschini and J. Salz, "Digital communications over fading radio channels," *Bell System Technical Journal*, vol. 62, no. 2, pp. 429–456, Feb. 1983.
- [14] X. Qiu and K. Chawla, "On the performance of adaptive modulation in cellular systems," *IEEE Trans. Commun.*, vol. 47, no. 6, pp. 884–895, June 1999.
- [15] A. Duel-Hallen, S. Hu, and H. Hallen, "Long-range prediction of fading signals - enabling adapting transmission for mobile radio channels," *IEEE Sig. Proc. Mag.*, vol. 17, no. 3, pp. 62–75, May 2000.
- [16] S. T. Chung and A. J. Goldsmith, "Degree of Freedom in Adaptive Modulation: A Unified View," *IEEE Trans. Commun.*, vol. 49, no. 9, pp. 1561–1571, Sept. 2001.
- [17] J. Lu, K. B. Letaief, J. C.-I. Chuang, and M. L. Liou, "M-PSK and M-QAM BER computation using signal-space concepts," *IEEE Trans. Commun.*, vol. 47, no. 2, pp. 181–184, Feb. 1999.
- [18] L.-L. Yang and L. Hanzo, "A recursive algorithm for the error probability evaluation of M-QAM," *IEEE Commun. Lett.*, vol. 4, no. 10, pp. 304–306, Oct. 2000.
- [19] M. K. Simon and M.-S. Alouini, *Digital Communication over Fading Channels: A Unified Approach to Performance Analysis*, 1st ed. New York, NY, 10158: John Wiley & Sons, Inc., 2000.

- [20] A. Conti, M. Z. Win, and M. Chiani, "On the inverse symbol-error probability for diversity reception," *IEEE Trans. Commun.*, vol. 51, no. 5, pp. 753–756, May 2003.
- [21] R. J. McEliece and W. E. Stark, "Channels with block interference," *IEEE Trans. Inform. Theory*, vol. IT-30, pp. 44–53, Jan. 1984.
- [22] M. Chiani, "Error probability for block codes over channels with block interference," *IEEE Trans. Inform. Theory*, vol. 44, pp. 2998–3008, Nov. 1998.
- [23] M. Chiani, A. Conti, and O. Andrisano, "Outage evaluation for slow frequency-hopping mobile radio systems," *IEEE Trans. Commun.*, vol. 47, no. 12, pp. 1865–1874, Dec. 1999.
- [24] A. Giorgetti and M. Chiani, "Influence of fading on the gaussian approximation for bpsk and qpsk with asynchronous cochannel interference," *IEEE Trans. on Wireless Commun.*, vol. 4, no. 2, pp. 384–389, Mar. 2005.
- [25] A. Giorgetti, M. Chiani, and M. Z. Win, "The effect of narrowband interference on wideband wireless communication systems," *IEEE Trans. Commun.*, vol. 53, no. 12, pp. 2139–2149, Dec. 2005.
- [26] M. A. Landolsi and W. E. Stark, "On the accuracy of gaussian approximations in the error analysis of ds-cdma with oqpsk modulation," *IEEE Trans. Commun.*, vol. 50, no. 12, pp. 2064–2071, Dec. 2002.
- [27] A. Conti, M. Z. Win, M. Chiani, and J. H. Winters, "Bit error outage for diversity reception in shadowing environment," *IEEE Commun. Lett.*, vol. 7, no. 1, pp. 15–17, Jan. 2003.
- [28] A. Prékopa, "On logarithmic concave measures and functions," *Acta Sci. Math.*, vol. 34, pp. 335–343, 1973.
- [29] L. Leindler, "On a certain converse of hölder's inequality," *Acta Sci. Math.*, vol. 33, no. 3-4, pp. 217–223, 1972.
- [30] E. Biglieri and M. Elia, "Multidimensional modulation and coding for band-limited digital channels," *IEEE Trans. Inform. Theory*, vol. 34, no. 4, pp. 803 – 809, July 1988.
- [31] X. Chu and R. Murch, "Multidimensional modulation for ultra-wideband multiple-access impulse radio in wireless multipath channels," *IEEE Trans. on Wireless Commun.*, vol. 4, no. 5, pp. 2373 – 2386, Sept. 2005.
- [32] N. Tran and H. Nguyen, "Design and performance of bicm-id systems with hypercube constellations," *IEEE Trans. on Wireless Commun.*, vol. 5, no. 5, pp. 1169 – 1179, May 2006.
- [33] L.-F. Wei, "Trellis-coded modulation with multidimensional constellations," *IEEE Trans. Inform. Theory*, vol. 33, pp. 483–501, July 1987.
- [34] A. Conti, M. Z. Win, M. Chiani, and J. H. Winters, "Bit error outage for diversity reception in shadowing environment," *IEEE Commun. Lett.*, vol. 7, no. 1, pp. 15–17, Jan. 2003.
- [35] A. Conti, M. Z. Win, and M. Chiani, "On the inverse symbol error probability for diversity reception," *IEEE Trans. Commun.*, vol. 51, no. 5, pp. 753–756, May 2003.
- [36] V. Erceg, L. J. Greenstein, S. Y. Tjandra, S. R. Parkoff, A. Gupta, B. Kulic, A. A. Julius, and R. Bianchi, "An empirically based path loss model for wireless channels in suburban environments," *IEEE J. Select. Areas Commun.*, vol. 17, no. 7, pp. 1205–1211, July 1999.

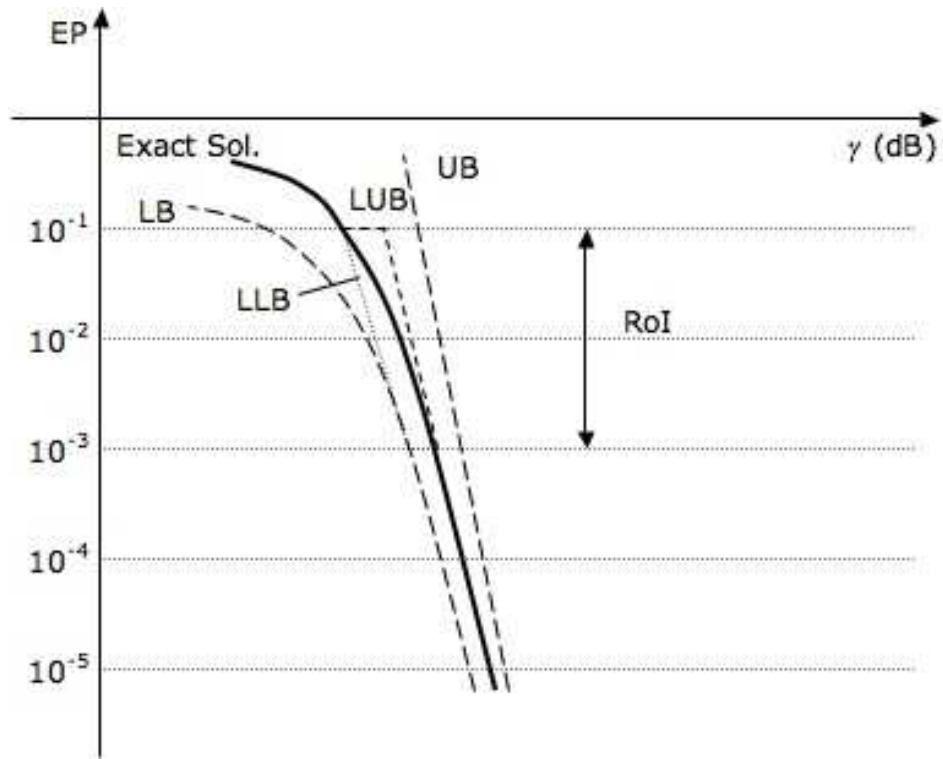


Fig. 1. A general behavior for the EP in log-scale versus γ in dB: concave exact solution, upper and lower bounds (UB, LB) as well as local upper and lower bounds (LUB, LLB) in the RoI of interest are reported.

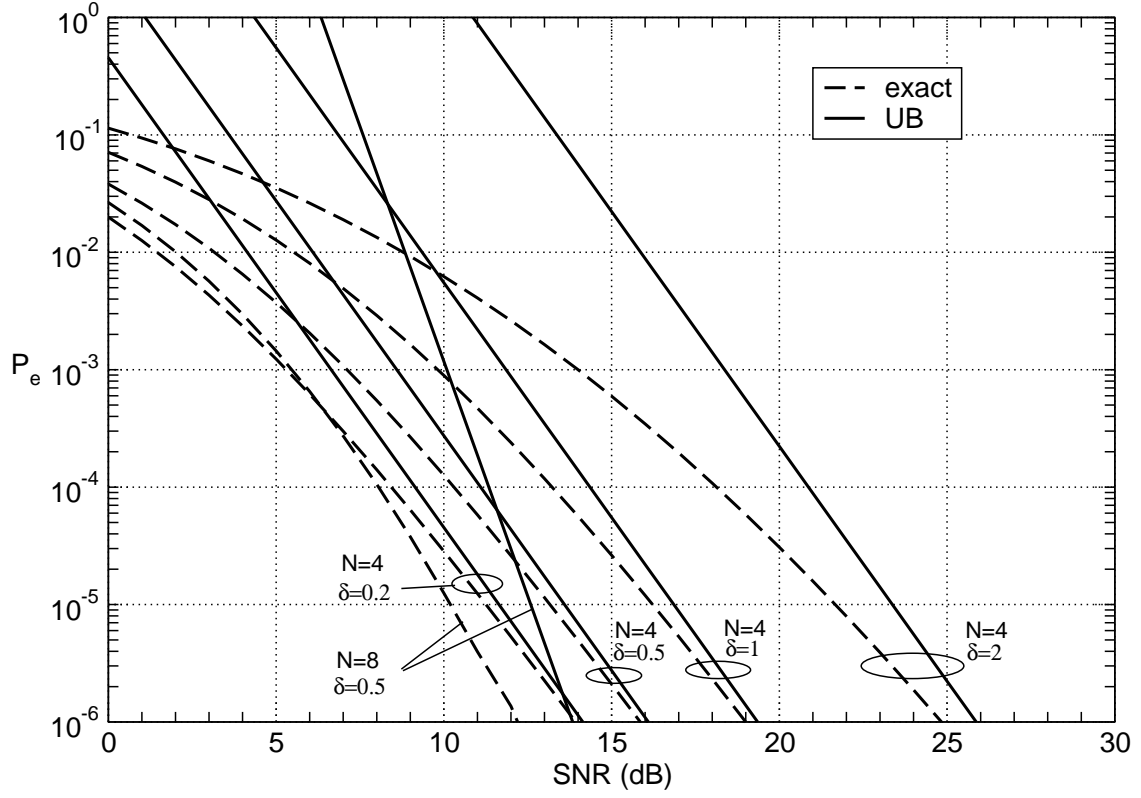


Fig. 2. Exact mean EP and asymptotical upper bound as a function of $\overline{\gamma}$ (dB) for BPSK coherent detection with $N = 4, 8$ -branches and $\delta = 0.2, 0.5, 1, 2$.

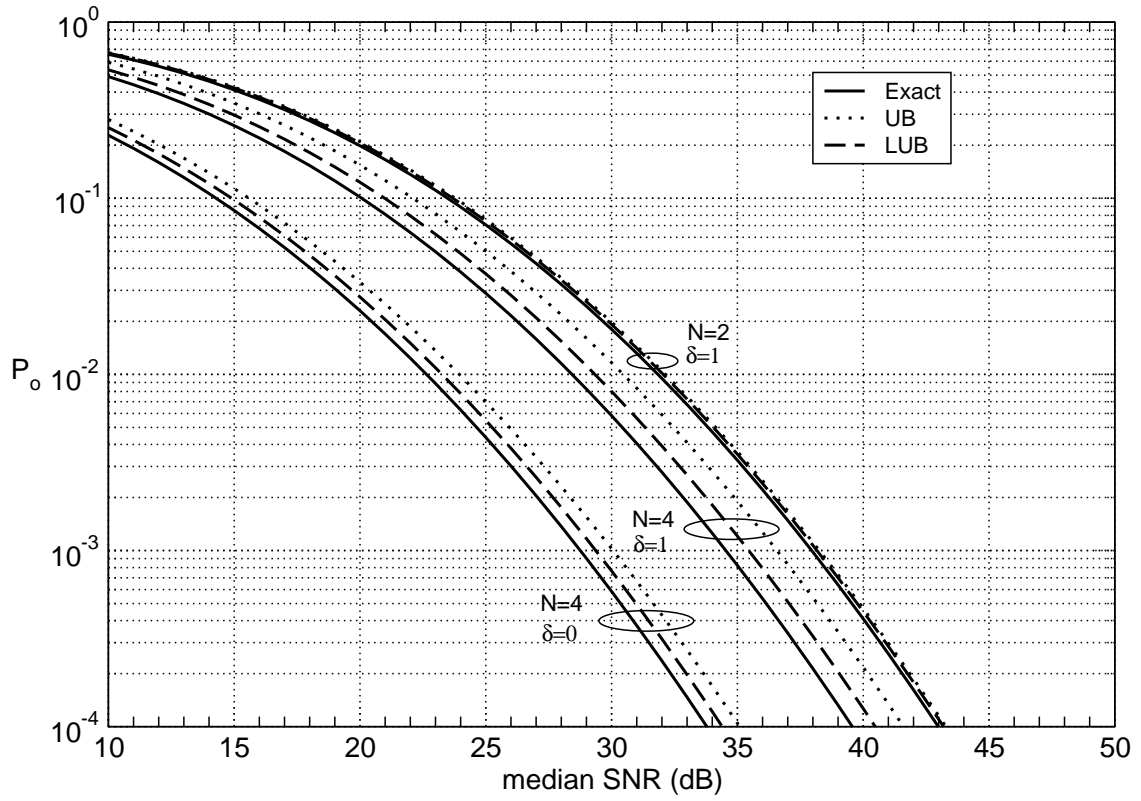


Fig. 3. SEO as a function of the median SNR, μ_{dB} for BPSK coherent detection with $N = 2, 4$ -branches, $\delta = 1$ and $\sigma_{\text{dB}} = 8$. Also the case $N = 4$ i.i.d., i.e., $\delta = 0$, is reported for comparison; $P_e^* = 10^{-3}$ and $P_{\text{em}} = 10^{-4}$.

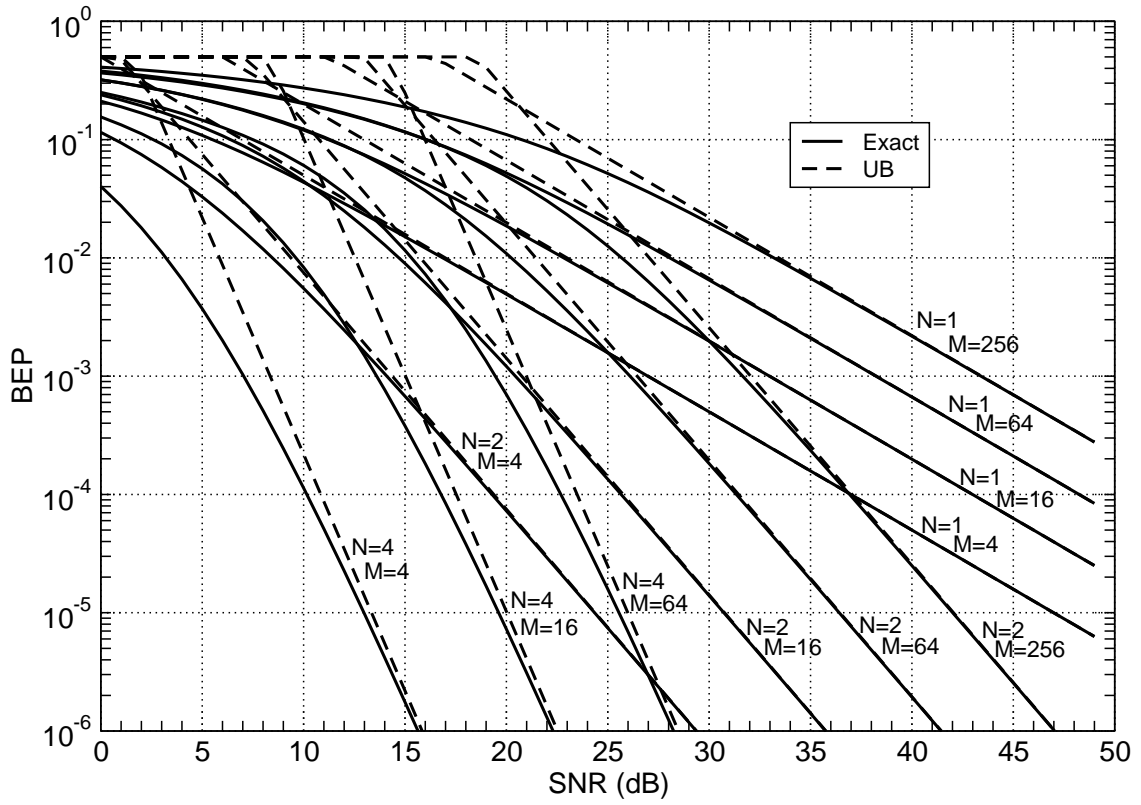


Fig. 4. Exact BEP and UB as a function of $\bar{\gamma}$ in dB for QAM systems with constellation-size $M = 4, 16, 64, 256$ and microdiversity reception with $N = 1, 2, 4$.

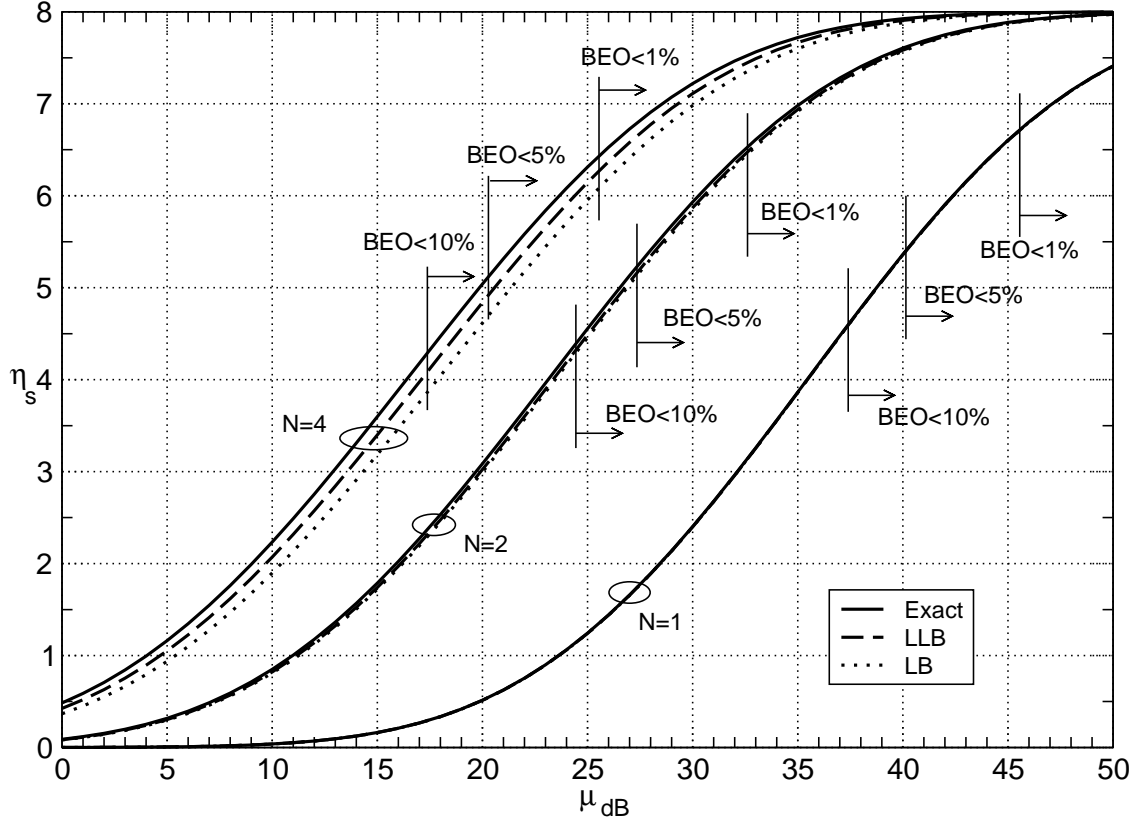


Fig. 5. Mean spectral efficiency as a function of the median SNR, μ_{dB} for slow adaptive QAM systems with constellation-size M in $\{4, 16, 64, 256\}$ and microdiversity reception with $N = 1, 2, 4$. Relative values of the BEO are also shown depending on the diversity order.