

Fermi pockets and quantum oscillations of the Hall coefficient in high temperature superconductors

Sudip Chakravarty¹ and Hae-Young Kee²

¹*Department of Physics and Astronomy, University of California Los Angeles, Los Angeles, CA 90095, USA*

²*Department of Physics, University of Toronto, Toronto, Ontario M5S A17, Canada*

(Dated: June 21, 2024)

Any prospect of elucidating the mechanism of high temperature superconductivity in cuprates is remote without answering some of the basic questions in clear terms—What is the Fermi surface? How important is the Mott insulation? Why is there a superconducting dome? Does the pseudogap reflect a broken symmetry?—etc. In this respect recent experiments on quantum oscillations in high magnetic fields, sufficient to suppress superconductivity, have ushered in a new era [1, 2, 3]. Surprisingly, in high quality underdoped samples, evidence of electron/hole pockets as Fermi surfaces was presented, and the Hall coefficient in high magnetic fields and low temperatures was found to oscillate periodically in accordance with the Onsager quantization condition but with a sign that is negative. Here we show that the experimental results can be explained if the pseudogap is a state with a hidden order, the d -density wave (DDW) [4], which breaks time reversal, translation by a lattice spacing, and rotation by an angle $\pi/2$, but the product of any two of these symmetry operations is preserved. The Fermi surface corresponds to electron and hole pockets, and the combined Hall coefficient oscillates with the observed period and with a negative sign in the relevant high field regime. The success of our analysis implies the importance of order and broken symmetries, which dictate the elementary excitations that determine the macroscopic properties.

The richness of the phase diagram of high temperature superconductors is remarkable and is best understood as resulting from competing orders [5], for example, superconductivity and various density wave states. The notion of an order is important because it forces us to pose sharp questions: it is either present or absent. Order and the associated symmetries are also important because they largely determine the excitations that, in turn, determine the macroscopic properties. The DDW was proposed to unify the phenomenology of the high temperature superconductors from a single assumption of an unusual broken symmetry, which, however, does not require a Mott insulating state. In contrast, the Mott insulating character [6] was considered essential for its predecessor, the staggered flux state [7]. A Mott insulator is an insulator that intrinsically breaks no symmetries and insulates because of strong Coulomb repulsion. Thus, one can study DDW within a suitable effective Hamiltonian even in the weak interaction limit; however, those properties that are determined by the symmetries should be valid even in the strong interaction limit [8].

One of the predictions of DDW was circulating orbital currents arranged in a staggered pattern that could be detected in neutron scattering experiments because of the resulting magnetic fields, but with very small magnitude of the ordered moments of the order of $0.05\mu_B$ (Bohr magneton). Such experiments are very demanding and require high quality samples and a proper polarization analysis to detect very small magnetic signals [9]. Therefore, attempts to observe DDW have understandably resulted in controversy. While some experiments purport to confirm it [10, 11], others do not [12, 13]. From the smallness of ordered moments, one should not immediately infer that all macroscopic signatures of DDW are equally small. A distinctive feature of DDW is the existence of hole and electron pockets in its electronic structure that result in striking consequences, an example of which we shall demonstrate in the present paper. We consider the recent experiments and show that they can be understood within a Hartree-Fock picture of the DDW order and the Boltzmann theory for transport. At the very least a theory must explain: (a) Why any oscillations of the Hall coefficient are seen in the first place? (b) How is the Luttinger's sum rule [14] satisfied? (c) Why is the Hall coefficient negative for large fields and low temperatures?

In the experiments magnetic fields in the range of 45 – 65 Tesla are used to suppress superconductivity and access the underlying normal state. We shall assume that this suppression is complete and the energy scale corresponding to the magnetic field is sufficiently small to perturb the DDW state for which we have strong evidence from previous calculations [15]. It is sufficient to consider the behavior at zero temperature, $T = 0$, and in the pristine DDW state. At finite temperatures, oscillations are expected to be washed out, and the evolution of the Hall coefficient as a function of the magnetic field in the coexisting DDW and a d -wave superconducting state (DSC) is too complex to be described here. We assume that the lifetime of the DDW quasiparticles at the lowest measured temperatures are dominated by scattering from impurities and the effects of electronic interactions are negligible in comparison, except insofar as the formation of the ordered state is concerned. It is well known that quantum oscillations are often significantly affected by other complex sources of dephasing, some of which involve sample or magnetic field inhomogeneities [16]. These, however, will not be addressed here.

The DDW doubles the unit cell of the real space lattice because the translational symmetry corresponding to a displacement by the lattice spacing a of the square planar CuO-lattice is broken, which halves the Brillouin zone in the reciprocal space known as the reduced Brillouin zone (RBZ). This unit cell doubling, but without a conventional spin or charge density wave

order, plays a crucial role in our analysis. It is convenient to define $\epsilon_{\mathbf{k}}^{\pm} = \frac{1}{2} [\epsilon_{\mathbf{k}} \pm \epsilon_{\mathbf{k}+\mathbf{Q}}]$, where $\epsilon_{\mathbf{k}}$ is the electronic band structure and \mathbf{Q} is the vector $(\pi/a, \pi/a)$. The elementary excitations, quasiparticles, are given by $E_{\mathbf{k}}^{\pm} = \epsilon_{\mathbf{k}}^{\pm} \pm \sqrt{(\epsilon_{\mathbf{k}}^{\pm})^2 + W_{\mathbf{k}}^2}$, where the DDW order parameter is defined by an energy gap that has the characteristic shape of a d -wave, reflecting a bound electron-hole pair: $W_{\mathbf{k}} = \frac{W_0(T)}{2} (\cos k_x a - \cos k_y a)$. The spectra of excitations in the RBZ consist of two hole pockets and one electron pocket for a generic set of parameters, as shown in Fig. 1. Despite the appearance of hole pockets, not all experimental probes can detect them. In particular, due to the special coherence factors, only one half of a pocket is visible in angle resolved photoemission spectroscopy [17], as shown in Fig. 2. The intensity falls off so rapidly around the bends of the pockets that it is doubtful that present day resolution can observe these bends. Nonetheless it is these pockets that are necessary for explaining the data corresponding to quantum oscillations of the Hall conductance. Until recently no signatures of electron pockets have been detected. It is important to note that electron pockets are not predicted by the electronic structure calculations based on the local density approximation in Y123 and Y124. Previously, electron pockets were noted in the DDW band structure but their presence was benign [18]. Similarly, a static spin density wave (SDW) theory also predicted both hole and electron pockets [19, 20], but it is difficult to understand why SDW order should be present in the experimentally relevant doping regime. The argument that it could be induced by magnetic field is fallacious, as the spin-flop transition totally changes the picture. The remarkable aspect of DDW is that the long range order that breaks translational symmetry is in circulating orbital currents arranged in a staggered pattern. To emphasize once more, there is neither a charge density wave nor an associated spin density wave.

Within a conventional fermi liquid picture the Hall conductance, R_{xy} , for a single band, be it a hole or an electron band, is a boring quantity, equal to $H/(nec)$, with H the magnetic field, e the charge of the carriers, c the velocity of light and n the density. There are no oscillations in sight. Yet, it has been known for sometime that many semimetals with electron and hole pockets exhibit pronounced oscillations of R_{xy} as a function of magnetic field [21], which closely reflect Shubnikov-de Haas (sdH) oscillations. It is a textbook exercise [22] that for two bands the combined Hall coefficient R is given by

$$R = \frac{R_1 \sigma_1^2 + R_2 \sigma_2^2 + R_1 R_2 (R_1 + R_2) \sigma_1^2 \sigma_2^2 H^2}{(\sigma_1 + \sigma_2)^2 + \sigma_1^2 \sigma_2^2 (R_1 + R_2)^2 H^2}, \quad (1)$$

where R_i and σ_i is the individual Hall coefficient and the conductivity of the i th band. The formula makes it transparent that the oscillations of the conductivities can lead to oscillations of R , and its sign depends on the relative contributions of the bands 1 and 2, respectively a hole and an electron band. For magnetic fields of interest, it will be an excellent approximation to replace the above formula by

$$R \approx \frac{R_1 \sigma_1^2 + R_2 \sigma_2^2}{(\sigma_1 + \sigma_2)^2} \quad (2)$$

There are a number of implicit assumptions: that independent Hartree-Fock quasiparticle approximation is valid, the Boltzmann theory of transport is adequate, and there is no quantum tunneling between the bands. The first two assumptions are the *sine qua non* of the DDW theory, in which, well inside the ordered phase, the order is described by mean field theory and its elementary excitations are simple quasiparticles. The last assumption can be correct only if the quasiparticle gap is not so small that the quantum tunneling effects dominate and result in a reconnection of the Fermi surfaces.

Ando [23] has derived a marvellous formula for σ within a self-consistent Born approximation that can be recast in a slightly more general form, which is

$$\sigma = \sigma_0 \frac{1}{1 + \phi^2} \left[1 + 4 \frac{\phi^2}{1 + \phi^2} e^{-\pi/\phi} \cos \left(\frac{2\pi F}{H} \right) \right] \quad (3)$$

Note that the Drude conductivity σ_0 is in general different for different bands. Similarly, $\phi = \omega_c \tau \lesssim 1$ (the constraint is necessary for the formula to apply), may be different for the two bands and is an independent parameter. The quantity $F = \frac{\hbar c}{2\pi e} A(E_F)$, where $A(E_F)$ is the area of a closed orbit at the Fermi energy. Ando had derived this formula for a non-interacting two dimensional electron system in a perpendicular magnetic field. In general, the Landau level problem in a crystal is not so simple, but in the limit of high Landau level, N , and in the absence of interband transition, both of which are excellent assumptions here, we can apply the Bohr-Sommerfeld quantization condition for a closed orbit:

$$\oint k_x dk_y = \frac{2\pi e H}{\hbar c} [N + \gamma(N)], \quad (4)$$

where $\gamma(N)$ is a number between 0 and 1. The relevant chemical potential, μ , which is also E_F at $T = 0$, is so large that the Dirac character of the nodal fermions is simply irrelevant. In Ando's treatment τ is the impurity scattering time, but it is quite possible that additional dephasing must be included if the sample or the magnetic field are inhomogeneous. It is now

straightforward to plot $R(H)$ for realistic parameters. The results are shown in Fig. 3. The salient feature is that the oscillations and the sign of R is determined by the electron pocket. Over the range of the magnetic field the contribution from the hole pocket is smooth and does not vary much. This becomes obvious if one plots separately the individual conductivities σ_1 and σ_2 . Of course, this is true only for the range of parameters used in our calculation, but with a different set of parameters one can observe oscillations arising from the hole pockets as well, and in general one can observe complicated oscillatory patterns.

In trying to fit the experimental data, we face some challenges. First, the band structure parameters are relatively uncontroversial and a generic set is given in the caption of Fig. 1. The constraint we imposed is to choose them such that the hole doping is approximately 10% and the DDW gap $W(0) = 0.025$ eV, which is reasonable, but we do not have any experimental input. Our final results are relatively robust against the choice of this value. One can check that the approximate 10% hole doping is achieved regardless of how the counting is done, whether or not the DDW order parameter is zero or finite. This is satisfying but there is no law that this should be so because the formation of the DDW order entails a broken symmetry.

Once the band structure parameters are given and the doping level is fixed, there is no further flexibility in choosing F_i or R_i . The F_i 's are determined by the area of the Fermi pockets. The corresponding densities, hence R_i , are obtained by applying Luttinger's counting argument to the RBZ. Including a factor of 2 for spin and a factor of 2 for the two hole pockets, the density corresponding to the hole pockets, $n_1 \equiv n_h$, is $n_h = A_h/\pi^2$, where A_h is the k -space area of a single hole pocket. To convert n_h to number of carriers per Cu-atom, one has to multiply it by a^2 . For the density in the electron pocket we have to include again a factor of 2 for spin but there is now only one electron pocket in the RBZ, that is, $n_2 \equiv n_e = A_e/2\pi^2$. Now $R_1 = 1/n_h e c$ and $R_2 = -1/n_e e c$, where the charge $e > 0$.

The remaining parameters are σ_0 and $\omega_c \tau$ for the two bands. Note that Eq. 2 is independent of the absolute value of σ_0 ; it is only the ratio between the two bands that matter. In experiments there is evidence for oscillations involving only a single frequency: $\Delta(1/H) = 1/530\text{T}$. The single frequency implies that only one of the bands dominates the oscillation, and its period determines the area of the relevant Fermi pocket via the Onsager relation. To understand which band is responsible for the oscillation, let us first assume that it is the hole pocket. Note that the hole doping, δ , for $\text{YBa}_2\text{Cu}_3\text{O}_{6.51}$ is 0.1. However, the density corresponding to two hole pockets in the RBZ, deduced from the oscillation period, is 0.076, which leads to a violation of the Luttinger sum rule independently of any electron pockets. Taking into account an electron pocket will result in a δ less than 0.076, an even greater violation of the sum rule, because $\delta = n_h - n_e$. If, instead, the oscillations are from the electron pocket, F_2 is 530 T. Based on the relation between the area of the electron pocket, the electron density, $n_e = 0.038$. To achieve a hole doping of 0.1, we must set $n_h = 0.138$, implying $F_1 = 989$ T. Therefore, the single observed frequency of 530 T combined with the Luttinger sum rule uniquely constrain n_e , n_h , F_1 and F_2 . Moreover, because only one frequency is observed we must have $\omega_c \tau$ for the electron pocket larger than $\omega_c \tau$ for the hole pocket. The Dingle factors are critical for this and the final parameters are given in the captions of Fig. 1 and Fig. 3.

We could further adjust the parameters to fit to the absolute magnitude of R , but this could be seriously misleading. As discussed by Shoenberg [16], the overall oscillation amplitude and the full account of damping due to dephasing are often difficult to pin down theoretically. But there is another important reason. The theory we have discussed is based on a fully non-superconducting normal state proposed to be the DDW state. In contrast, the experiments observe the evolution of the superconducting state to the normal state as the magnetic field is increased up to 62 T. Clearly in the superconducting state both R_{xx} and R_{xy} are zero, but in the vortex liquid state these quantities are finite. It is claimed, however, that for $H \gtrsim 45$ T the behavior truly reflects the normal state free of traces of superconductivity, and it is in this experimental regime that our theory is relevant. A full theory of the evolution of R beginning with the coexisting DSC and DDW state is far more complex and will be addressed elsewhere.

Overall, we find the agreement with experiments excellent. The frequency of oscillation, the Luttinger sum rule, and the negative sign of the of the Hall coefficient are all highly non-trivial aspects. That such a simple theory can capture all of them consistently proves our point that broken symmetry is a powerful concept and Mott insulation is not directly relevant. We have focused here on oscillations of R because it is the most striking consequence of the existence of both electron and hole pockets, but clearly there will be also sdH oscillations, and a similar two band formula will apply. In experiments the amplitude of these oscillations is found to be weaker. We emphasize that such details are not accessible within our simple theory. Similarly, the background curvature of R as a function of H in our theory is more pronounced than in experiments; see Fig. 3.

We have noted earlier that DDW peaks in the intermediate region of doping [9, 24], which is of relevance in interpreting the present quantum oscillation experiments [3]. At low doping antiferromagnetism takes over and at high doping there is a quantum phase transition to a pure DSC state and the DDW gap collapses. The relevance of DDW to d -wave superconductivity and to high T_c is qualitatively clear. The DDW quasiparticles are d -wave superposition of the fundamental electrons. Thus, any pairing matrix element will have a substantial d -wave component. This can also substantially reduce direct Coulomb repulsion and enhance pairing without having to resort to retardation effects, as in a conventional superconductor.

-
- [1] Doiron-Leyraud, N. *et al.* Quantum oscillations and the fermi surface in an underdoped high- T_c superconductor. *Nature* **447**, 565–568 (2007).
- [2] Bangura, A. F. *et al.* Shubnikov-de haas oscillations in $\text{YBa}_2\text{Cu}_4\text{O}_8$. *arXiv:0707.4461* (2007)
- [3] LeBoeuf, D. *et al.* Electron pockets in the fermi surface of hole-doped high- T_c superconductors. *To be published* (2007).
- [4] Chakravarty, S., Laughlin, R. B., Morr, D. K. & Nayak, C. Hidden order in the cuprates. *Phys. Rev. B* **63**, 094503/1–10 (2001).
- [5] Kivelson, S. A. *et al.* How to detect fluctuating stripes in the high-temperature superconductors. *Rev. Mod. Phys.* **75**, 1201–1241 (2003).
- [6] Anderson, P. W. The resonating valence bond state in La_2CuO_4 and superconductivity. *Science* **235**, 1196–1198 (1987).
- [7] Affleck, I. & Marston, J. B. Large- n limit of the Heisenberg-Hubbard model: Implications for high- T_c superconductors. *Phys. Rev. B* **37**, 3774–3777 (1988).
- [8] Nayak, C. Density-wave states of nonzero angular momentum. *Phys. Rev. B* **62**, 4880–4889 (2000).
- [9] Chakravarty, S., Kee, H. Y. & Nayak, C. Neutron scattering signature of d -density wave order in the cuprates. *Int. J. Mod. Phys. B* **15**, 2901–2909 (2001).
- [10] Mook, H. A. *et al.* Magnetic order in $\text{YBa}_2\text{Cu}_3\text{O}_{6+x}$ superconductors. *Phys. Rev. B* **66**, 144513/1–10 (2002).
- [11] Mook, H. A. *et al.* Polarized neutron measurement of magnetic order in $\text{YBa}_2\text{Cu}_3\text{O}_{6.45}$. *Phys. Rev. B* **69**, 134509/1–4 (2004).
- [12] Stock, C. *et al.* Neutron scattering search for static magnetism in oxygen-ordered $\text{YBa}_2\text{Cu}_3\text{O}_{6.5}$. *Phys. Rev. B* **66**, 024505/1–6 (2002).
- [13] Fauqué, B. *et al.* Magnetic order in the pseudogap phase of high- T_c superconductors. *Phys. Rev. Lett.* **96**, 197001/1–4 (2006).
- [14] Luttinger, J. M. Fermi surface and some simple equilibrium properties of a system of interacting fermions. *Phys. Rev.* **119**, 1153–1163 (1960).
- [15] Nguyen, H. K. & Chakravarty, S. Effects of magnetic field on the d -density-wave order in the cuprates. *Phys. Rev. B* **65**, 180519/1–4 (2002).
- [16] Shoenberg, D. *Magnetic oscillations in metals* (Cambridge University Press, Cambridge, 1984).
- [17] Chakravarty, S., Nayak, C. & Tewari, S. Angle-resolved photoemission spectra in the cuprates from the d -density wave theory. *Phys. Rev. B* **68**, 100504/1–4 (2003).
- [18] Chakravarty, S., Nayak, C., Tewari, S. & Yang, X. Sharp signature of a $d_{x^2-y^2}$ quantum critical point in the Hall coefficient of cuprate superconductors. *Phys. Rev. Lett.* **89**, 277003 (2002).
- [19] Chubukov, A. V. & Morr, D. K. Electronic structure of underdoped cuprates. *Phys. Rep.* **288**, 355–387 (1997).
- [20] Lin, J. & Millis, A. J. Theory of low-temperature hall effect in electron-doped cuprates. *Phys. Rev. B* **72**, 214506/1–9 (2005).
- [21] Reynolds, J. M., Hemstreet, H. W., Leinhardt, T. E. & Triantos, D. D. Hall effect in bismuth at low temperatures. *Phys. Rev.* **96**, 1203–1207 (1954).
- [22] Ziman, J. M. *Principles of the theory of solids* (Cambridge University Press, Cambridge, 1972).
- [23] Ando, T. Theory of quantum transport in a two-dimensional electron system under magnetic fields IV. Oscillatory conductivity. *J. Phys. Soc. Jpn.* **37**, 1233–1237 (1974).
- [24] Nayak, C. & Pivovarov, E. $d_{x^2-y^2}$ density-wave order and its role in the phase diagram of extended Hubbard models. *Phys. Rev. B* **66**, 064508/1–6 (2002).

This work was supported by the US National Science Foundation, Grant. No. DMR-0705092 (S. C.) and by the Canadian Institute for Advanced Research, the Canada Research Chair, and the NSERC of Canada (H. Y. K.). We would like to thank the Aspen Center for Physics for its hospitality where this work was initiated and also Louis Taillefer for communicating to us their unpublished work, Ref. [3].

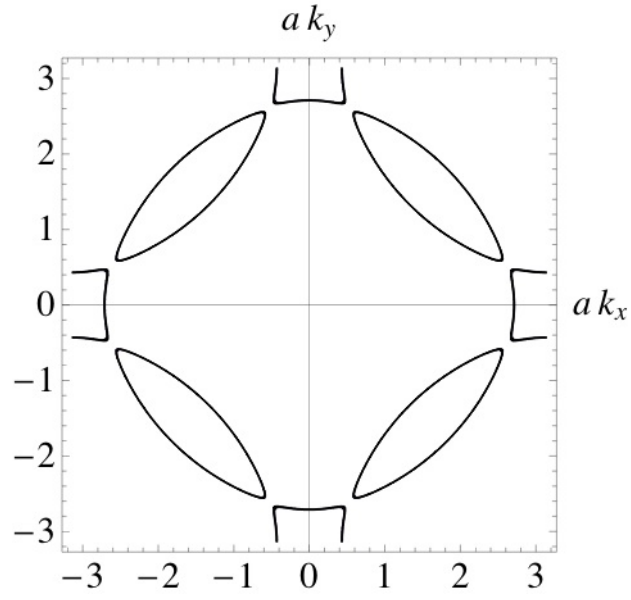


FIG. 1: The contour plot of the DDW band structure. There are two inequivalent elliptical hole pockets centered at $(\pi/2, \pm\pi/2)$ in the reduced Brillouin zone (RBZ) bounded by $k_y \pm k_x = \pm\pi/a$ and one electron pocket defined by the chemical potential μ . The band structure parameters are given by $\epsilon_{\mathbf{k}}^- = -2t(\cos k_x a + \cos k_y a)$, $\epsilon_{\mathbf{k}}^+ = 4t' \cos k_x a \cos k_y a$, where a is the lattice spacing equal to 3.84 \AA ; we ignore the slight orthorhombicity. The parameters are $t = 0.3 \text{ eV}$, $t' = 0.3t$, $W(0) = 0.025 \text{ eV}$, and $\mu = -0.2725 \text{ eV}$, corresponding to a total hole doping of $\approx 10\%$.

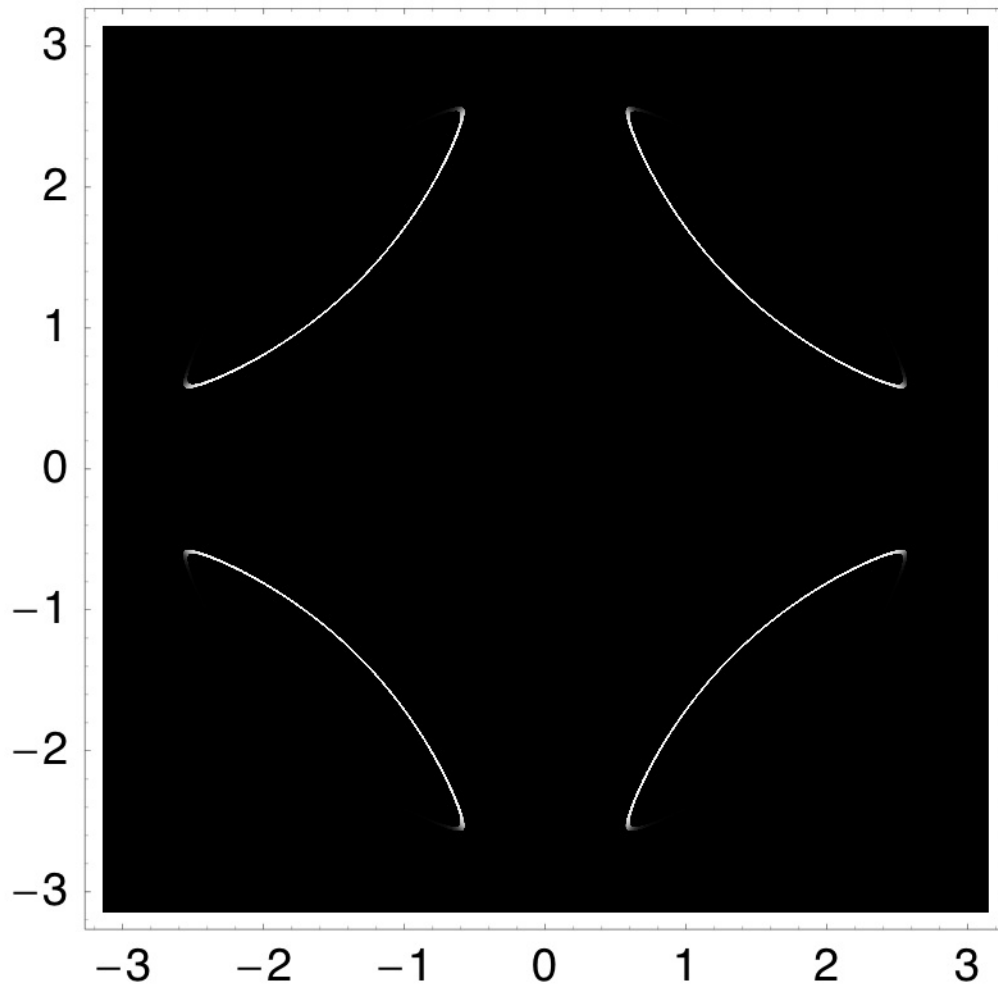


FIG. 2: Photoemission intensity from hole pockets. The x -axis is $k_x a$ and the y -axis is $k_y a$. Because of the DDW coherence factor, the pocket appears as a fermi arc. Note that the intensities at the edges are so small that the bends will be very difficult to detect experimentally. The relevant parameters are the same as in Fig. 1.

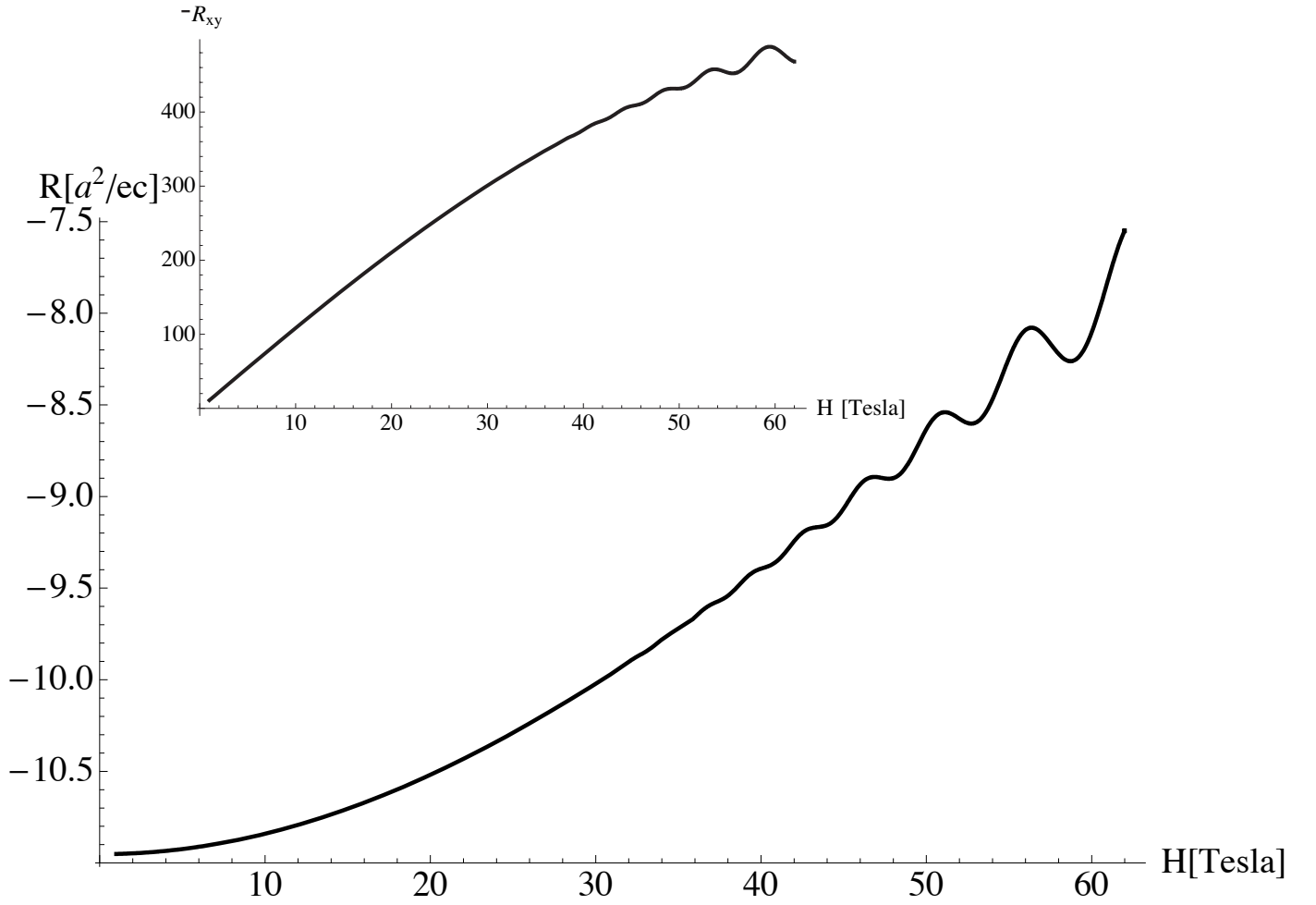


FIG. 3: Oscillations of the Hall coefficient R ; the unit corresponds two dimensional areal density. The relevant band structure parameters are the same as in Fig. 1. The additional parameters needed are $\sigma_0^{(1)}/\sigma_0^{(2)} = 1/2$, $\phi_1/H = 0.0065 \text{ T}^{-1}$ and $\phi_2/H = 0.013 \text{ T}^{-1}$, as discussed in the text. The oscillation period $1/531 \text{ T}$ is entirely determined by the area of the electron pocket. The oscillations from the hole pocket are not visible because of the exponentially small Dingle factor. The inset is the negative of the Hall conductance $-R_{xy} = -RH$, where H is expressed in terms of Tesla.