

Boötes II: Not a Dwarf Galaxy but Possibly Shed by One

Jae-Woo Lee

Department of Astronomy and Space Science
Astrophysical Research Center for the Structure and Evolution of the Cosmos
Sejong University, 98 Gunja-Dong, Gwangjin-Gu, Seoul, 143-747, Korea
email: jaewoolee@sejong.ac.kr

Bruce W. Carney

Department of Physics & Astronomy
University of North Carolina
Chapel Hill, NC 27599-3255
e-mail: bruce@unc.edu

Haw Cheng

Department of Physics & Astronomy
University of North Carolina
Chapel Hill, NC 27599-3255
e-mail: hawcheng@physics.unc.edu

ABSTRACT

We present moderately deep VI_C photometry of Boötes II, obtained using the SOAR Telescope. While identified initially as an old, metal-poor, dwarf galaxy, Boötes II appears to be a moderately metal-rich globular cluster with $[\text{Fe}/\text{H}] \approx -0.7$. The slope of the red giant branch suggests that $[\alpha/\text{Fe}] \approx 0.0$, and the turn-off indicates an age of 7 to 9 Gyrs, considerably younger than most globular clusters, but similar to Palomar 12. Like that object, Boötes II lies in the direction of the Sagittarius dwarf galaxy tidal stream, and, with a distance of almost 50 kpc, is probably associated with the more distant portion of the stream, as defined by Belokurov et al. (2006a).

Subject headings: galaxies: dwarf; Local Group; individual (Boötes II); globular clusters

1. INTRODUCTION

Boötes II is the most recent, but presumably not the last, low-luminosity companion to the Milky Way discovered by careful analyses of the Sloan Digital Sky Survey (York et al. 2000). Walsh, Jerjen, & Willman (2007; hereafter WJW) found the object about one and a half degrees away from the larger Boötes dwarf galaxy. The new discovery joins ten other such systems, including Ursa Major I (Willman et al. 2005); Canes Venatici I (Zucker et al. 2006a); Bootes I (Belokurov et al. 2006b); Ursa Major II (Zucker et al. 2006b); Canes Venatici II (Sakamoto & Hasegawa 2006; Belokurov et al. 2007); Coma, Hercules, Segue 1, Leo IV (Belokurov et al. 2007); and Leo T (Irwin et al. 2007). These low-luminosity (but not necessarily low mass) systems bear on the relative dearth of dwarf galaxies around our Milky Way Galaxy compared to predictions of cold dark matter models of galaxy formation. The dwarf galaxies are also of considerable interest in exploring the apparent correlation between the mass-to-visual light ratio M/L_V , and the integrated absolute visual magnitude, M_V , as well as that between mean metallicity, $[Fe/H]$, and M_V (see Mateo et al. 1993; Mateo 1998; Martin et al. 2007; Simon & Geha 2007, and references therein). The dwarf galaxies are also of considerable interest for star formation histories, although as de Jong et al. (2007) noted, the available SDSS data for Boötes II are not deep enough to produce reliable results.

With $M_V \approx -3.1 \pm 1.1$ mag (WJW), Boötes II is one of the faintest dwarf galaxies or dwarf galaxy candidates discovered. It is, unfortunately, also one of the two such objects lacking a significant spectroscopic study, the other being Segue 1. Does Boötes II have a dynamical mass comparable to the more luminous dwarf galaxies? Does it therefore have a higher mass-to-light ratio and a larger fraction of dark matter? Does it have a lower mean metallicity? Answers to some of these questions must await spectroscopic studies, but here we address the metallicity and distance to Boötes II and also address the more fundamental question of whether it is a dwarf galaxy or a globular cluster. WJW noted that the object's half-light radius is about $4''$, which, at their estimated distance of 60 kpc amounts to about 70 pc, about ten times larger than those of typical globular clusters, strengthening its identification as a dwarf galaxy. Nonetheless, we find that the color-magnitude diagram strongly indicates that Boötes II is a moderately metal-rich, somewhat young, globular cluster.

2. OBSERVATIONS

We employed the SOAR Optical Imager (SOI), which is mounted on the side of the 4.1-meter telescope, in a bent cassegrain configuration. The detectors are two 2048×4096

E2V CCDs. A single 15μ pixel covers $0.077''$, so normal operational use, and which we employed for our observing, is to bin the pixels in a 2×2 mode. The gain is then 2.0 electrons per ADU, the read noise is 4.4 electrons, and the read-out time is 11 seconds. This relatively rapid read-out is accomplished using two amplifiers for each of the two CCDs. The SOI field of view is 5.26 arcminutes on a side. There is a 7 arcsecond gap between the two CCDs.

We centered the SOI field at the object's center, according to WJW: $\alpha = 13^h58^m00^s$ and $\delta = +12^\circ51'00''$ (2000). We chose to use the Cousins system VI_C filters since most of the detectable cluster stars were expected to be red giants or subgiants. Boötes II was observed on three nights in 2007, 16/17 May, 17/18 May, and 17/18 June, of which two were photometric. On both nights, 23 standards from Landolt (1992) with $V = 11.93$ to 14.98 and $V - I_C = -0.295$ to 2.085 were observed. We processed the raw data using a larger number of bias frames obtained each night as well as twilight sky flats. We also employed a master I_C fringe frame from a total of 6.42 hours of exposures of fields with lower stellar densities. We used the IRAF¹ package **ccdproc** to reduce all the data.

3. DATA REDUCTION & ANALYSIS

The standard stars were analyzed using the DAOPHOT PHOTOMETRY and DAOGROW routines (Stetson 1990). The raw V magnitude and $V - I_C$ colors were corrected for atmospheric extinction using normal CTIO values ($k_V = 0.15$ mag/airmass; $k'_{V-I} = 0.08$ mag/airmass). Linear transformations to the standard system were then obtained. Both nights produced essentially identical transformations. The scatter in the transformations was the same for V and $V - I_C$, $\sigma = \pm 0.012$ mag.

A total of about 164 minutes in both V and I_C were obtained for Boötes II, with exposure times ranging from 10 seconds to 15 minutes. For exposure times ≥ 5 minutes, the average seeing (FWHM) was $0.85''$ in V and $0.75''$ in I_C . The best values were $0.63''$ in V and $0.52''$ in I_C . These data were analyzed using the DAOPHOT routines ALLSTAR and ALLFRAME, using point spread function analyses and aperture corrections. A quadratically-varying PSF was employed. The photometric errors were derived using ALLFRAME. At $V = 24$ mag, for example, $\sigma(V) = 0.036$ mag and $\sigma(V - I_C) = 0.062$ mag.

¹IRAF (Image Reduction and Analysis Facility) is distributed by the National Optical Astronomy Observatories, which are operated by the Association of Universities for Research in Astronomy, Inc., under contract with the National Science Foundation.

4. RESULTS

Figure 1 shows the resultant color-magnitude diagram for Boötes II, along with errorbars for stars within magnitude-selected bins. While the data reach beyond $V = 25$ mag, the main sequence, subgiant branch, and red giant branches are seen most clearly for $V < 24$ mag. We therefore concentrated our attention on those stars. We sorted the data into 0.5 mag wide bins by V magnitude and rejected stars whose photometric uncertainty in either V or $V - I_C$ exceeded the bin's mean value by 3σ or more. We then eliminated stars with $V > 24$ mag. Finally, we inspected the remaining 135 objects to distinguish stellar from non-stellar images. Figure 2 shows the results.

4.1. Variable Stars

A first step in comparisons with other globular clusters or model isochrones is the estimation of the distance. For old, metal-poor populations, this is often done employing RR Lyrae variables or the mean magnitude level of the horizontal branch. Two objects lie in roughly the right color and magnitude domain to be RR Lyrae variables. However, inspection of the CCD frames revealed that the object with $V = 19.85$ and $V - I_C = 0.865$ is an elliptical galaxy. The stellar object with $V = 19.53$ and $V - I_C = 0.78$ was found to be non-variable, so at least within our field of view, Boötes II does not contain any RR Lyrae variables. While the stellar object might be a horizontal branch star belonging to the cluster, basing a distance estimate on one star that lacks a radial velocity to confirm cluster membership is not prudent.

4.2. Comparisons with Galactic Globular Clusters

If Boötes II behaves as expected for its very low luminosity, it should be very old and quite metal-poor, so a first comparison is made with the mean loci of several globular clusters with VI_C photometry, including M92, M3, and M5 (Johnson & Bolte 1998). We include 47 Tuc as well, using a crude visual fitting of the VI_C data from Kaluzny et al. (1998), Armandroff (1988), and Da Costa & Armandroff (1990). According the “Fe II/overshoot off” scale of Kraft & Ivans (2003), these four clusters have $[\text{Fe}/\text{H}] = -2.38$, -1.43 , -1.19 , and -0.63 .

Schlegel, Finkbeiner, & Davis (1998) estimated the reddening for the position of Boötes II to be $E(B - V) = 0.03$, which translates to $E(V - I_C) = 0.04$ mag. Using the $E(V - I_C)$ values for the four clusters provided by Saviane et al. (2000), we first shift the

colors of the mean loci for the four globulars to account for the very small differences in reddening. We then shift the V magnitudes for the four clusters so that they approximately match up at the subgiant branch of Boötes II. Note that with a Galactic latitude of almost 69 degrees, Boötes II should have a small reddening and well-determined reddening. None of the clusters have large reddenings, either. Figure 3 shows the results. M92’s metallicity is typical of the faintest dwarf galaxy companions to the Milky Way, but it is clearly a very poor match to the color-magnitude diagram of Boötes II, having too blue a turn-off and giant branch. M3 and M5 provide tolerable matches to the turn-off domain of Boötes II, but do not match the red giant branch. 47 Tuc matches the red giant branch, but not the main sequence turn-off. Clearly the color-magnitude diagram of Boötes II differs from those of “standard” globular clusters.

However, there are apparent similarities with the VI_C color-magnitude diagram of Palomar 12. Rosenberg et al. (1998) presented a $V - I_C$ color-magnitude diagram, but unfortunately the photometric data are not available. We therefore derived a locus using ghostview to trace the mean locus shown in the right panel of Figure 3 of Rosenberg et al. (1998). In the right-hand panel of Figure 3 we show the fit obtained by shifting this mean locus by 0.03 mag to the blue in $V - I_C$ and 2.1 mag fainter in V . The fit is remarkably good, suggesting that Boötes II and Palomar 12 have very similar ages and chemical compositions (and that Boötes II has a slightly higher reddening than Palomar 12). Palomar 12 is fairly metal-rich ($[\text{Fe}/\text{H}] \approx -0.8$; Cohen 2004), so we seek matches between Figure 2 and model isochrones with higher metallicity and younger ages than anticipated by WJW.

4.3. Comparisons with Isochrones

We employ the “Victoria-Regina” models (VandenBerg et al. 2006). As in the case of comparisons with globular clusters, we first shift the isochrones’ $V - I_C$ colors to the reddening of Boötes II by adding 0.04 mag, then shifting the magnitudes to provide the best (subjective) fit so the subgiant branch, main sequence turn-off, and the main sequence. We find that models with $[\text{Fe}/\text{H}] = -0.61$ yield red giant branches that are too red, and those with $[\text{Fe}/\text{H}] = -1.01$ are too blue. In Figure 4 we show a pair of model isochrones for $[\text{Fe}/\text{H}] = -0.71$, with $[\alpha/\text{Fe}] = 0.0$ and $+0.3$ since the latter is the normal value for Galactic globular clusters, but the former is more common among dwarf spheroidal galaxies surrounding the Milky Way (Pritzl, Venn, & Irwin 2005). The fits are very good and show that Boötes II appears to have a single age population that is younger than most Galactic globular clusters. The best fit is for an age of 7 Gyrs, $[\text{Fe}/\text{H}] = -0.71$, $[\alpha/\text{Fe}] = 0.0$, and a distance of 48 kpc. The candidate horizontal branch star does not appear to be a member

of the cluster with this choice of $[\alpha/\text{Fe}]$, but might be if $[\alpha/\text{Fe}] = +0.3$.

4.4. A Relationship to the Sagittarius Dwarf?

Boötes II shares a relatively young age and a relatively high metallicity with Palomar 12. Palomar 12 is itself not a typical Galactic globular cluster, but appears to have joined the Galactic halo as part of the tidal disruption of the Sagittarius dwarf galaxy. Dynamically, Dinescu et al. (2000) found that Palomar 12 belongs to the tidal stream associated with the Sagittarius dwarf. Chemically, Cohen (2004) found that Palomar 12 shows the same chemical peculiarities, in particular $[\alpha/\text{Fe}] = 0.0$, relative to Galactic globular clusters as do Sagittarius dwarf stars with $[\text{Fe}/\text{H}] > -1$ as determined by Smecker-Hane & McWilliam (2002) and Bonifacio et al. (2004) (see also Monaco et al. 2005). The cluster also follows the age-metallicity relation defined by the field stars and the four other globular clusters thought to be part of the Sagittarius dwarf (Layden & Sarajedini 2000). Could Boötes II also have been sundered from the Sagittarius dwarf?

Boötes II has not been studied spectroscopically, but there is nonetheless some evidence to support its association with the Sagittarius dwarf. First, there is the weak but suggestive evidence of the fit between the model isochrones and the cluster’s red giant branch. The fit to the more luminous portion of the red giant branch in Figure 4 is better for the isochrones with $[\alpha/\text{Fe}] = 0$ than the $+0.3$ value more commonly found among Galactic globular clusters.

More important, however, is the point that Boötes II appears to lie in the direction of the Sagittarius dwarf tidal stream and at about the correct distance. It lies very near to the “northern arm” of the stream as defined by the study of M giants by Majewski et al. (2003). The recent study of turn-off and subgiant branch stars using the SDSS by Belokurov et al. (2006a) makes the connection even tighter. With $\alpha = 209.5^\circ$ and $\delta = +12.85^\circ$, Boötes II lies very close to the stream they defined, and in particular to its most distant parts, consistent with the large distance we have estimated for the cluster. Belokurov et al. (2006a) noted that the Sagittarius tidal stream is bifurcated, perhaps due to two nearly-aligned streams representing the current and prior orbit of the galaxy. Their Figure 4 attempted to determine the relative distances using stars with a very narrow range in color, typical of warmer subgiants. They found two peaks in the distributions, with the more distant peak centered at $i \approx 21.45$ mag. Since the “slice” was taken for stars with $g - i = 0.55$ mag, this corresponds to $g \approx V \approx 22$ mag. This is the value of the turn-off and subgiant branch for Boötes II seen in Figure 2. Thus Boötes II appears to both lie in about the right direction and at the right distance to be a member of the more distant

Sagittarius tidal stream.

Clearly, radial velocities and detailed chemical abundance studies are desirable, although they will be challenging since the brightest possible red giant branch member of the cluster has $V = 19.2$.

5. CONCLUSIONS

We find that the candidate dwarf galaxy Boötes II is a globular cluster, at a distance of about 50 kpc. Isochrone fitting suggests a relatively high metallicity, $[\text{Fe}/\text{H}] \approx -0.7$, and, possibly, an $[\alpha/\text{Fe}]$ ratio that is closer to solar than to other Galactic globular clusters. Boötes II lies in the direction of the Sagittarius dwarf tidal stream, and, with the age and metallicity estimates we have obtained, the cluster fits the age-metallicity relation defined by other clusters and stars that belong to the Sagittarius dwarf galaxy. The distance to the cluster is also consistent with the more distant Sagittarius dwarf tidal stream identified by Belokurov et al. (2006a).

Our field of view is too small to assess the claimed large half-light radius, but it does appear that the cluster center is east of the nominal position, and so a re-evaluation of the cluster's structural parameters is warranted.

Clearly, spectroscopic observations to determine chemical compositions and radial velocities will help test our claim of the affiliation of Boötes II with the more distant tidal debris tail of the Sagittarius dwarf galaxy.

Support for this work was provided by the Korea Science and Engineering Foundation (KOSEF) to the Astrophysical Research Center for the Structure and Evolution of the Cosmos (ARCSEC) and from the National Science Foundation to the University of North Carolina through grant AST0305431.

REFERENCES

- Armandroff, T. E. 1988, *AJ*, 96, 588
- Belokurov, V., et al. 2006a, *ApJ*, 642, L37
- Belokurov, V., et al. 2007, *ApJ*, 654, 897
- Belokurov, V., et al. 2006b, *ApJ*, 647, L111
- Bonifacio, P., Sbordone, S., Marconi, G., Pasquini, L., & Hill, V. 2004, *A&A*, 414, 503
- Cohen, J. G. 2004, *AJ*, 127, 1545
- Da Costa, G. S., & Armandroff, T. E. 1990, *AJ*, 100, 162
- de Jong, J. T. A., Rix, H.-A., Martin, N. F., Zucker, D. B., Dolphin, A. E., Bell, E. F.,
Belokurov, V., Evans, N. W. 2007, submitted to *AJ* (arXiv:0708.3758)
- Dinescu, D. I., Majewski, S. R., Girard, T. M., & Cudworth, K. M. 2000, *AJ*, 120, 1892
- Irwin, M. J., et al. 2007, *ApJ*, 656, L13
- Johnson, J. A., & Bolte, M. 1998, *AJ*, 115, 693
- Kaluzny, J., Wysocka, A., Stanek, K. Z., & Krzemiński, W. 1998, *Acta Astron.*, 48, 439
- Kraft, R. P., & Ivans, I. I. 2003, *PASP*, 115, 143
- Landolt, A. U. 1992, *AJ*, 104, 340
- Layden, A. C., & Sarajedini, A. 2000, *AJ*, 119, 1760
- Majewski, S. R., Skrutskie, M. F., Weinberg, M. D., & Ostheimer, J. C. 2003, *ApJ*, 599,
1082
- Martin, N. F., Ibata, R. A., Chapman, S. C., Irwin, M., & Lewis, G. F. 2007, *MNRAS*, in
press (arXiv:0705.4622)
- Mateo, M. 1998, *ARA&A*, 36, 435
- Mateo, M., Olszewski, E. W., Pryor, C., Welch, D. L., & Fischer, P. 1993, *AJ*, 105, 510
- Monaco, L., Bellazzini, M., Bonifacio, P., Ferraro, F. R., Marconi, G., Pancino, E.,
Sbordone, L., & Zaggia, S. 2005, *A&A*, 441, 141
- Pritzl, B. J., Venn, K. A., & Irwin, M. 2005, *AJ*, 130, 2140
- Rosenberg, A., Saviane, I., Piotto, G., & Held, E. V. 1998, *A&A*, 339, 61
- Sakamoto, T., & Hasegawa, T. 2006, *ApJ*, 653, L29
- Saviane, I., Rosenberg, A., Piotto, G., & Aparicio, A. 2000, *A&A*, 355, 966
- Schlegel, D. J., Finkbeiner, D. P., & Davis, M. 1998, *ApJ*, 500, 525

- Simon, J. D., & Geha, M. 2007, submitted to ApJ (arXiv:0706.0516)
- Smecker-Hane, T. A., & McWilliam, A. 2002, astro-ph/0205411
- Stetson, P. B. 1990, PASP, 102, 932
- VandenBerg, D. A., Bergbusch, P. A., & Dowler, P. D. 2006, ApJS, 162, 375
- Walsh, S. M., Jerjen, H., & Willman, B. 2007, ApJ, 662, L83
- Willman, B., et al. 2005, ApJ, 626, L85
- York, D. G., et al. 2000, AJ, 120, 1579
- Zucker, D. B., et al. 2006a, ApJ, 643, L103
- Zucker, D. B., et al. 2006b, ApJ, 650, L41

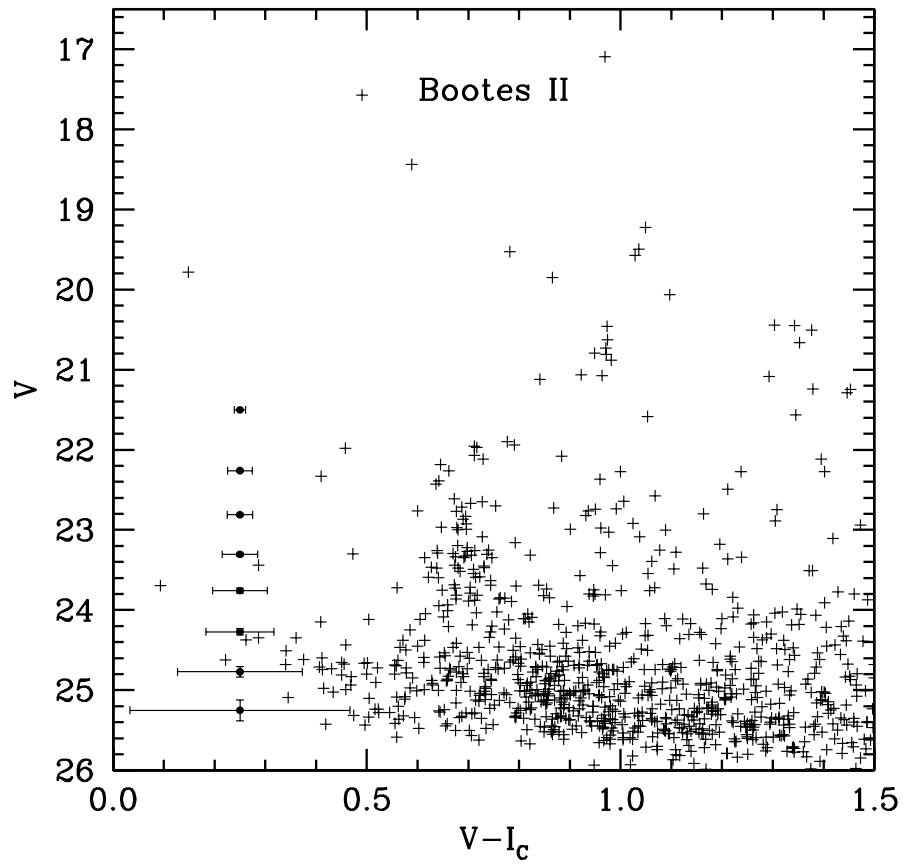


Fig. 1.— The color-magnitude diagram of Boötes II, based on all the frames obtained.

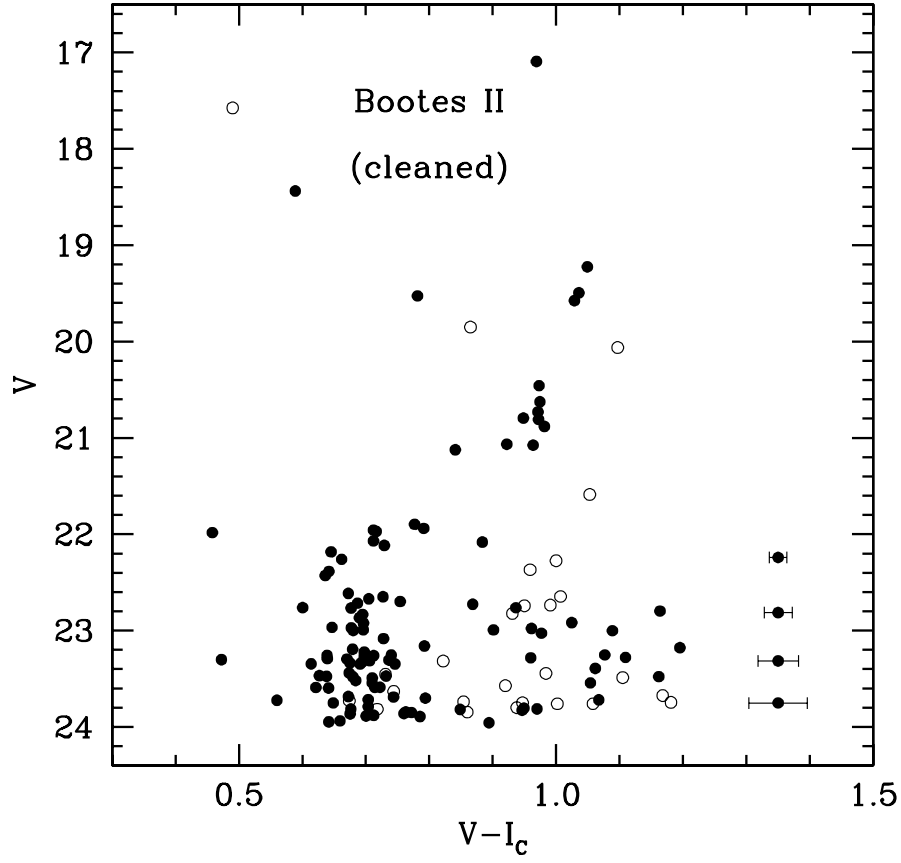


Fig. 2.— The color-magnitude diagram of Boötes II, based on all the frames obtained. We have eliminated stars with $V > 24$ mag and those whose V and $V - I_C$ measurement uncertainties exceed the mean values for stars with similar V magnitudes by 3σ or more. Filled circles represent objects with stellar appearances on our CCD frames, while open circles represent non-stellar images.

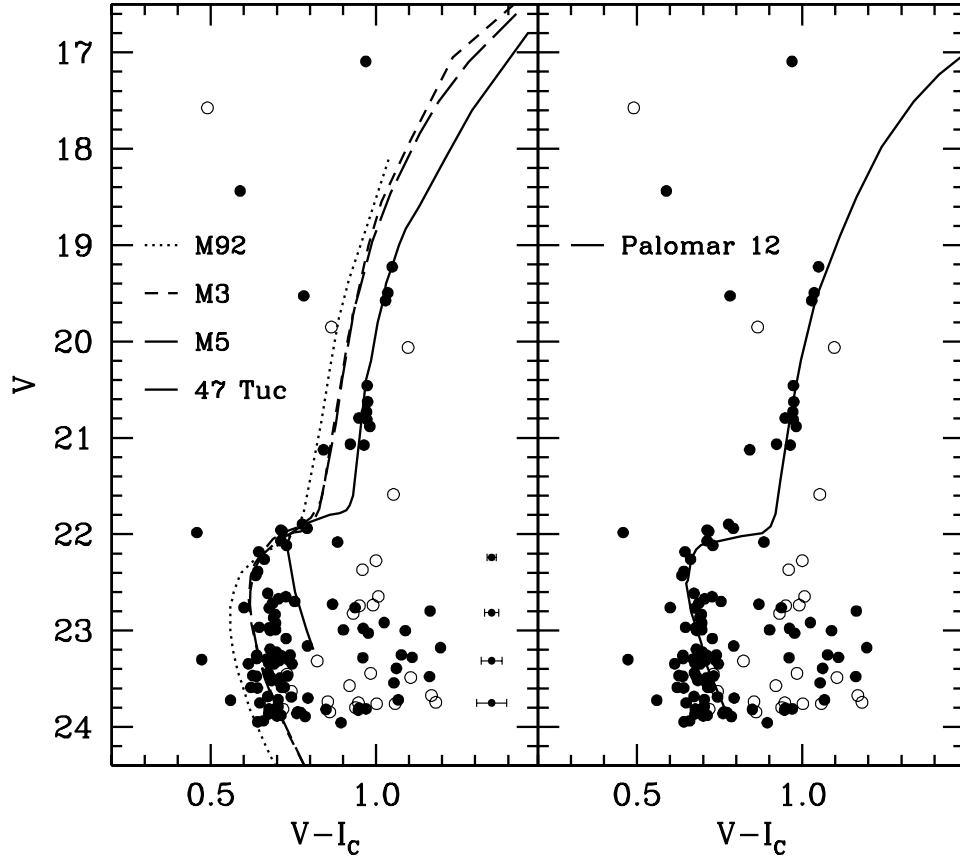


Fig. 3.— The cleaned color-magnitude diagram of Boötes II from Figure 2, is compared with mean loci of five Galactic globular clusters. The clusters' loci have been shifted in color to match the adopted reddening of Boötes II, and shifted in magnitude to approximately match the location of the subgiant branch. The left panel shows the old globular clusters M92 ($[\text{Fe}/\text{H}] = -2.38$), M3 ($[\text{Fe}/\text{H}] = -1.43$), M5 ($[\text{Fe}/\text{H}] = -1.17$), and 47 Tuc ($[\text{Fe}/\text{H}] = -0.63$). The right panel shows the younger globular cluster Palomar 12, as described in the text.

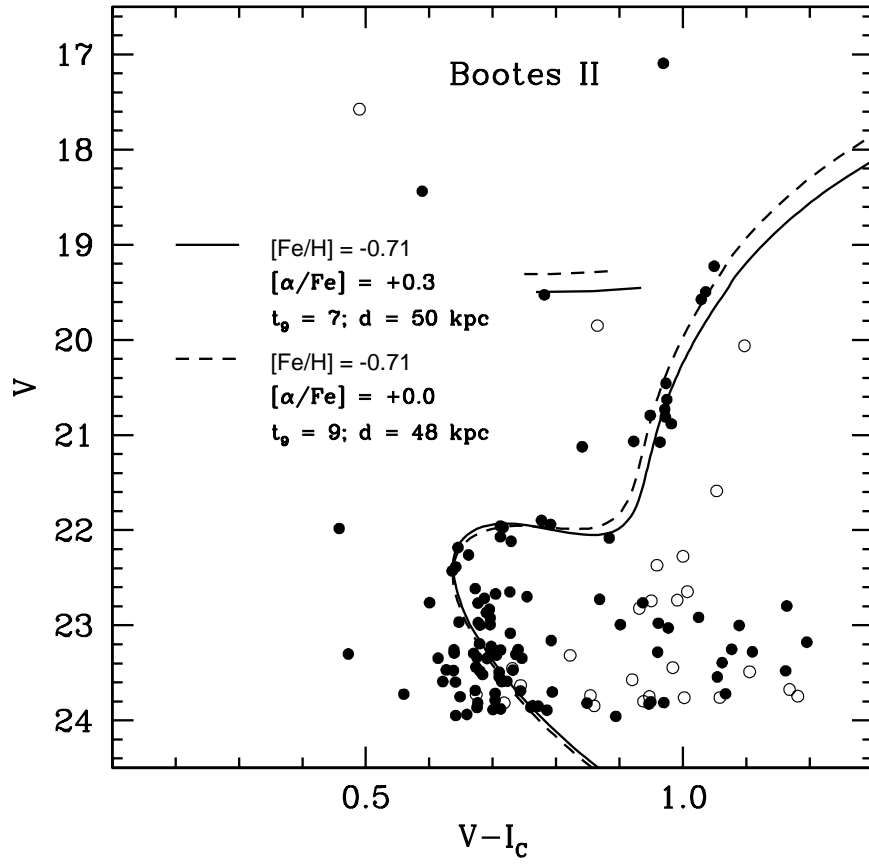


Fig. 4.— The cleaned color-magnitude diagram of Boötes II from Figure 2 is compared with $[\text{Fe}/\text{H}] = -0.71$ model isochrones from VandenBerg et al. (2006). t_9 refers to the isochrone age in Gyrs.