

Isotopic shift in angle-resolved photoemission spectra of $\text{Bi}_2\text{Sr}_2\text{CaCu}_2\text{O}_8$ due to quadratic electron-phonon coupling

Kai Ji and Keiichiro Nasu

*Solid State Theory Division, Institute of Materials Structure Science,
KEK, Graduate University for Advanced Studies, Oho 1-1,
Tsukuba, Ibaraki 305-0801, and CREST, JST, Japan*

(Dated: November 23, 2018)

In connection with the experiment on oxygen isotope effect of $\text{Bi}_2\text{Sr}_2\text{CaCu}_2\text{O}_8$ with the angle-resolved photoemission spectroscopy (ARPES), we theoretically study the isotope-induced band shift in ARPES by the Hartree-Fork and quantum Monte Carlo methods. We find that this band shift can be clarified based on a quadratically coupled electron-phonon (e -ph) model. The large ratio of band shift versus phonon energy change is connected with the softening effect of phonon, and the positive-negative sign change is due to the momentum dependence of the e -ph coupling.

PACS numbers: 71.38.-k, 74.25.Kc, 74.72.-h, 79.60.-i

Keywords: quadratic electron-phonon interaction, isotope effect, angle-resolved photoemission spectra

I. INTRODUCTION

The study of superconductivity has a long history. For the conventional superconductors, the mechanism has been successfully explained by the BCS theory¹, that the electron-phonon (e -ph) interaction is at the central stage. For the high- T_c superconductors, however, the mechanisms is still not clear with a number of basic questions need further investigation. In order to clarify these problems, enduring efforts have been made for two decades by the experimentalists and theorists.

In the experimental aspect, since the angle-resolved photoemission spectroscopy (ARPES) directly measures the electronic occupied states in a crystal, it has become one of the most important experimental techniques to study the electronic properties of superconductors. Nowadays, with the great improvement of energy resolution, ARPES is able to observe the fine structures due to e -ph interaction² and the tiny superconducting gap³ with an energy resolution less than 1 meV. Recently, the oxygen isotope effect has been studied with ARPES on the high- T_c superconductor $\text{Bi}_2\text{Sr}_2\text{CaCu}_2\text{O}_8$ (Bi2212) by two groups^{4,5}. Comparing their data, at least one common feature has become clear, the spectra are shifted when ^{16}O is substituted by its isotope ^{18}O , whose movement in this crystal is regarded as a lattice vibration, i.e., phonon. This isotope induced band shift indicates that the e -ph interaction has an effect on the electrons, hence providing direct evidence for the interplay between electrons and phonons in this material.

Since the first report by Gweon *et al.*⁴, the isotopic band shift has become an controversial issue and gained considerable interest^{7,8,9}, as the observed band shift is up to 40 meV, much larger than the maximum isotopic energy change of phonon (~ 5 meV) according to the measured vibration energies of oxygen⁶. In addition to this large ration of band shift versus phonon energy change, the presence of both positive and negative band shifts in the ARPES also implies that the electrons and phonons are coupled in a complicated manner. Very recently, Dou-

glas *et al.*⁵ repeat the experiment and find the shift is only 2 ± 3 meV, which is inconsistent with the large shift found by Gweon *et al.*⁴.

In this paper, we look into the e -ph interaction in Bi2212 and its relation with ARPES by the Hartree-Fork and quantum Monte Carlo (QMC)¹⁰ methods. Our purpose here is to figure out whether the isotope-associated anomalies, especially the large ratio of band shift versus phonon energy change, are possible at all from a theoretical point of view. We will show that the abovementioned band shift can be explained within a scenario of phonon softening effect driven by the e -ph coupling, while the positive-negative sign change is due to a momentum dependence of the coupling. The remainder of this paper is organized as follows. In Sec. 2, we put forward the model Hamiltonian. In Sec. 3, an investigation on this model with Hartree-Fork theory is conducted. In Sec. 4, we show the numerical results of Hartree-Fork and QMC methods, and discuss the origin of band shift. Our conclusion is presented in Sec. 5.

II. MODEL

In the theoretical aspect, to investigate the effect of lattice vibration on the electrons, two kinds of e -ph interaction are usually modeled for cuprates, i.e., diagonal and non-diagonal couplings¹¹. The former is a correlation between the phonons and intra-site electron density¹², and the latter is between the phonons and inter-site chemical bond¹³. In the CuO_2 plane of cuprates, as shown in Fig. 1, when an electron is hopping from one copper atom to another, its movement is strongly affected by the vibration of oxygen atoms between the initial and final sites¹⁴. This kind of interaction thus turns out to be an off-diagonal type coupling, which modulates the electronic band structure. In this sense, the off-diagonal e -ph coupling is crucial to the aforementioned isotope-induced band shift.

In this work, since we are primarily concerned with the

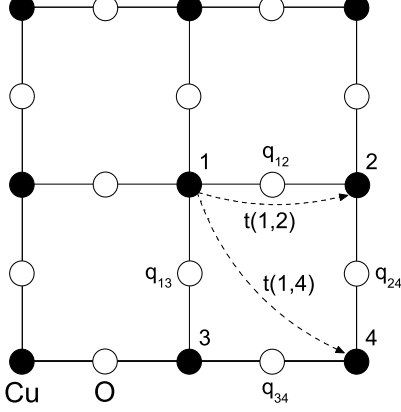


FIG. 1: A Schematic plot of CuO_2 conduction plane in cuprates. The copper atoms (black circles) form a simple square lattice, and the oxygen atoms (white circles) are located between the nearest-neighbor Cu sites.

effect of band shift, we start from the following model Hamiltonian ($\hbar = 1$ and $k_B = 1$ throughout this paper):

$$H = -\frac{1}{2} \sum_{l,\sigma} \sum_{i,\delta_i} t(l, l + \delta_i) (a_{l,\sigma}^\dagger a_{l+\delta_i,\sigma} + a_{l+\delta_i,\sigma}^\dagger a_{l,\sigma}) - \mu \sum_{l,\sigma} a_{l,\sigma}^\dagger a_{l,\sigma} + \frac{\omega_0}{2} \sum_{\langle l,l' \rangle} \left(-\frac{1}{\lambda} \frac{\partial^2}{\partial q_{ll'}^2} + q_{ll'}^2 \right), \quad (1)$$

where $a_{l,\sigma}^\dagger$ ($a_{l,\sigma}$) is the creation (annihilation) operator of an electron with spin σ at the Cu site l on a square lattice. $t(l, l + \delta_i)$ is the electronic transfer energy between two Cu sites l and $l + \delta_i$, and δ_i enumerates the i th ($i=1$ or 2 in this work) nearest neighboring Cu sites, which is accessible from site l . μ is the chemical potential, defining the total electron number in this system. The oxygen phonon is assumed to be of the Einstein type with a frequency ω_0 and a mass m . λ ($\equiv 1 + \Delta m/m$) is the mass change factor of phonon due to the isotope substitution. In the third term, $q_{ll'}$ is the dimensionless coordinate operator of the oxygen phonon located between the nearest-neighbor Cu sites l and l' , and the sum denoted by $\langle l, l' \rangle$ just means a summation over all the phonon sites in the lattice.

In the conduction plane of CuO_2 , the electronic hopping integral $t(l, l')$ can be expanded to the second order terms with respect to the phonon displacements. For example, in Fig. 1, the nearest-neighbor hopping $t(1,2)$ and the second-nearest-neighbor hopping $t(1,4)$ can be expanded as,

$$t(1,2) = t_1 + s_1 q_{12}^2, \quad (2)$$

$$t(1,4) = t_2 + s_2 (q_{12}^2 + q_{24}^2 + q_{13}^2 + q_{34}^2). \quad (3)$$

Here we note that the linear e -ph coupling does not appear in the expansion owing to the lattice symmetry of present model. Therefore, if we consider the hopping up

to the second nearest neighbors, Hamiltonian (1) can be rewritten as,

$$H = -\frac{1}{2} \sum_{l,\sigma} \sum_{\delta_1} (t_1 + s_1 q_{l,l+\delta_1}^2) (a_{l,\sigma}^\dagger a_{l+\delta_1,\sigma} + a_{l+\delta_1,\sigma}^\dagger a_{l,\sigma}) - \frac{1}{2} \sum_{l,\sigma} \sum_{\delta_2} \left[t_2 + s_2 \sum_{\delta_1} (q_{l,l+\delta_1}^2 + q_{l+\delta_1,l+\delta_2}^2) \right] \times (a_{l,\sigma}^\dagger a_{l+\delta_2,\sigma} + a_{l+\delta_2,\sigma}^\dagger a_{l,\sigma}) - \mu \sum_{l,\sigma} a_{l,\sigma}^\dagger a_{l,\sigma} + \frac{\omega_0}{2} \sum_{\langle l,l' \rangle} \left(-\frac{1}{\lambda} \frac{\partial^2}{\partial q_{ll'}^2} + q_{ll'}^2 \right), \quad (4)$$

where t_1 (t_2) is the bare nearest- (second-nearest-) neighbor hopping energy, and s_1 (s_2) is the off-diagonal e -ph coupling strength due to the nearest- (second-nearest-) neighbor hopping effect. The sum denoted by \sum'_{δ_1} in the second term of Eq. (4) is over the common nearest neighbors shared by the Cu sites l and $l + \delta_2$. Here we want to stress that by using this model, we have assumed the anti-ferromagnetic ordering is established as a background. Accordingly, the double occupancy does not occur and the on-site Coulomb repulsion between the electrons is omitted. Mean while, the inter-site electron-electron interaction is partially included in the screened values of t 's and s 's.

III. HARTREE-FORK TREATMENT

In order to have an insight in the effect of quadratic e -ph coupling, we first study the model Hamiltonian (4) via a Hartree-Fork treatment. By applying the Hartree-Fork approximation (HFA),

$$AB \rightarrow A\langle B \rangle + B\langle A \rangle - \langle A \rangle \langle B \rangle, \quad (5)$$

we can separate the e -ph coupled term in Eq. (4) and get an effective Hamiltonian as,

$$H_{\text{HFA}} = H_e + H_{\text{ph}}, \quad (6)$$

$$H_e = -\frac{1}{2} \sum_{l,\sigma} \sum_{\delta_1} [t_1 + s_1 \langle q^2(\lambda) \rangle] \times (a_{l,\sigma}^\dagger a_{l+\delta_1,\sigma} + a_{l+\delta_1,\sigma}^\dagger a_{l,\sigma}) - \frac{1}{2} \sum_{l,\sigma} \sum_{\delta_2} [t_2 + 4s_2 \langle q^2(\lambda) \rangle] \times (a_{l,\sigma}^\dagger a_{l+\delta_2,\sigma} + a_{l+\delta_2,\sigma}^\dagger a_{l,\sigma}) - \mu \sum_{l,\sigma} a_{l,\sigma}^\dagger a_{l,\sigma}, \quad (7)$$

$$H_{\text{ph}} = \frac{\omega_0}{2} \sum_{\langle l,l' \rangle} \left[-\frac{1}{\lambda} \frac{\partial^2}{\partial q_{ll'}^2} + (1 - \gamma) q_{ll'}^2 \right], \quad (8)$$

where $\langle \dots \rangle$ means the expectation value of an operator, and

$$\begin{aligned} \gamma = \frac{1}{2N\omega_0} \sum_{l,\sigma} \left(s_1 \sum_{\delta_1} \langle a_{l\sigma}^\dagger a_{l+\delta_1,\sigma} + a_{l+\delta_1,\sigma}^\dagger a_{l\sigma} \rangle \right. \\ \left. + 4s_2 \sum_{\delta_2} \langle a_{l\sigma}^\dagger a_{l+\delta_2,\sigma} + a_{l+\delta_2,\sigma}^\dagger a_{l\sigma} \rangle \right). \end{aligned} \quad (9)$$

As will be shown later, γ acts as a renormalization factor for the phonon energy.

According to the many-body theory, the spectral function can be obtained from the single-electron Green's function¹⁵. After some algebra, we get the electronic spectral function from Eq. (7) as,

$$A_{\mathbf{k}}(\lambda, \omega) = \delta[\omega - E_{\mathbf{k}}(\lambda)], \quad (10)$$

where $E_{\mathbf{k}}(\lambda)$ is the phonon-mediated tight binding energy of an electron with momentum \mathbf{k} ,

$$\begin{aligned} E_{\mathbf{k}}(\lambda) = & -2[t_1 + s_1 \langle q^2(\lambda) \rangle] (\cos k_x + \cos k_y) \\ & -4[t_2 + 4s_2 \langle q^2(\lambda) \rangle] \cos k_x \cos k_y - \mu. \end{aligned} \quad (11)$$

Hence, the isotope induced band shift $\Delta E_{\mathbf{k}} [\equiv E_{\mathbf{k}}(\lambda_0) - E_{\mathbf{k}}(\lambda)]$ has the following form,

$$\Delta E_{\mathbf{k}} = -s_{\mathbf{k}} \Delta \langle q^2 \rangle, \quad (12)$$

where,

$$s_{\mathbf{k}} = 2s_1 (\cos k_x + \cos k_y) + 16s_2 \cos k_x \cos k_y, \quad (13)$$

is the momentum dependent coupling constant, and

$$\Delta \langle q^2 \rangle \equiv \langle q^2(\lambda_0) \rangle - \langle q^2(\lambda) \rangle, \quad (14)$$

is the phonon spatial variation due to the isotope substitution. Here, one can clearly see that the band shift $\Delta E_{\mathbf{k}}$ is highly anisotropic due to the momentum dependence of coupling $s_{\mathbf{k}}$. This anisotropy can give rise to the above-mentioned sign reverse of the isotope effect. We shall return to this point in the next section.

Since the e -ph coupling is in a quadratic manner, the phonon wave function retains a Gaussian form, and we assume it to be

$$\phi_{ll'} = \sqrt{\frac{D}{\pi^{1/2}}} \exp\left(-\frac{D^2 q_{ll'}^2}{2}\right), \quad (15)$$

where D is a coefficient to be determined by the variation method. By using the Gaussian integral formula,

$$\int_{-\infty}^{\infty} dq \exp(-\alpha q^2) = \sqrt{\frac{\pi}{\alpha}}, \quad (16)$$

$$\int_{-\infty}^{\infty} dq q^2 \exp(-\alpha q^2) = \frac{1}{2} \sqrt{\frac{\pi}{\alpha^3}}, \quad (17)$$

we have

$$\langle \phi_{ll'} | q_{ll'}^2 | \phi_{ll'} \rangle = \frac{1}{2D^2}, \quad (18)$$

$$\langle \phi_{ll'} | -\frac{\partial^2}{\partial q_{ll'}^2} | \phi_{ll'} \rangle = \frac{D^2}{2}, \quad (19)$$

and the phonon energy $E_{\text{ph}} (\equiv \langle \phi_{ll'} | H_{\text{ph}} | \phi_{ll'} \rangle)$ is

$$E_{\text{ph}} = \frac{N\omega_0}{2} \left(\frac{D^2}{\lambda} + \frac{1-\gamma}{D^2} \right). \quad (20)$$

Minimizing the phonon zero point energy of Eq. (20) with respect to D , the coefficient D is finally determined as

$$D = \sqrt[4]{(1-\gamma)\lambda}. \quad (21)$$

Substituting Eq. (21) into Eq. (18), the phonon spatial variation is found to be

$$\Delta \langle q^2 \rangle = \frac{1}{2\sqrt{1-\gamma}} \left(\frac{1}{\sqrt{\lambda_0}} - \frac{1}{\sqrt{\lambda}} \right). \quad (22)$$

Thus, within the HFA, we can self-consistently determine the isotopic band shift in terms of Eqs. (9), (12), (22).

In terms of Eqs. (20) and (21), the phonon energy becomes

$$E_{\text{ph}} = \frac{N\omega_s}{\sqrt{\lambda}}, \quad (23)$$

where,

$$\omega_s = \omega_0 \sqrt{1-\gamma}, \quad (24)$$

is the effective phonon energy renormalized by γ , which means the phonon is softened when the e -ph coupling is switched on. This phonon softening effect is not due to the photoemission or isotope replacement, but the intrinsic e -ph coupling which is in the quadratic manner. Here we want to stress that the bare phonon energy ω_0 is not an experimental observable, meanwhile the effective one ω_s can be detected by the Raman spectroscopy. We now introduce the isotopic phonon energy change as

$$\Delta\omega \equiv \omega_s(\lambda_0) - \omega_s(\lambda) \quad (25)$$

$$= \omega_0 \sqrt{1-\gamma} \left(\frac{1}{\sqrt{\lambda_0}} - \frac{1}{\sqrt{\lambda}} \right). \quad (26)$$

From Eqs. (12), (22) and (26), we find the ratio $\Delta E_{\mathbf{k}}/\Delta\omega$ can be represented as

$$\frac{\Delta E_{\mathbf{k}}}{\Delta\omega} = -\frac{s_{\mathbf{k}}}{2\omega_0(1-\gamma)}, \quad (27)$$

which is only subject to the e -ph coupling. In this sense, $\Delta E_{\mathbf{k}}/\Delta\omega$ can be regarded as a quantity indicative of the strength of e -ph coupling and the degree of phonon softening in the e -ph system.

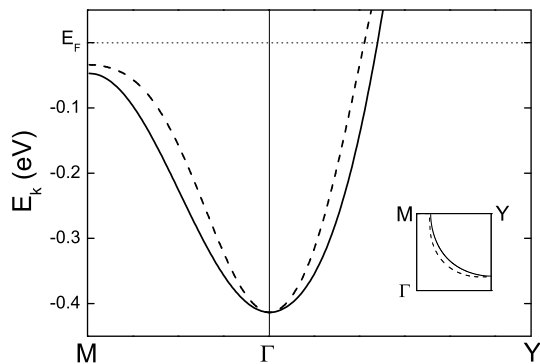


FIG. 2: Energy dispersion of Bi2212 from the tight-binding fit of this work (solid curve) and Ref. 16 (dashed curve). (Parameter selection is described in the text.) The inset shows a quadrant of the Brillouin zone with Fermi surface.

IV. RESULTS AND DISCUSSION

As mentioned above, the most intriguing behavior of the isotope effect is associated with the ratio $\Delta E_{\mathbf{k}}/\Delta\omega$. We shall focus on this ratio in the present section.

In order to compare the HFA results with the exact calculation, we employ the QMC method¹⁰ in this work. Starting from Hamiltonian (4), we first calculate the spectral function $A_{\mathbf{k}}(\lambda, \omega)$, and then determine $E_{\mathbf{k}}(\lambda)$ by the moment analysis of the spectral function as,

$$E_{\mathbf{k}}(\lambda) = \int_{-\infty}^{\infty} \omega A_{\mathbf{k}}(\lambda, \omega) d\omega. \quad (28)$$

In QMC, the temperature is set at $T=0.05$. Since this simulation suffers from the random error, in the numerical calculation we impose a large isotopic mass enhancement to suppress the fluctuation, i.e., from $\lambda_0=1$ to $\lambda=2$. It should be noted here, although this mass variation is larger than the $^{16}\text{O}/^{18}\text{O}$ substitution, it actually has no effect on the ratio $\Delta E_{\mathbf{k}}/\Delta\omega$, which is mass-independent, as shown in Eq. (27).

In Ref. 16, five tight binding parameters are suggested for a best agreement with the experimental band structure and Fermi surface of Bi2212. While, in this work, since we are interested in the mechanism of band shift, we restrict our discussion in a case with only nearest- and second-nearest-hopping effects, and thus introduce two tight binding parameters, i.e., the bare electronic transfer energies t_1 and t_2 . To reproduce the band structure and Fermi surface, we set $t_1=0.22$ eV and make it the unit of energy for the numerical calculation. In the unit of t_1 , we assume $t_2=-0.2$, and the chemical potential $\mu=-1$ which is invariant with the isotope substitution. The bare phonon energy is set as $\omega_0=1.0$, and the two e -ph coupling constants are fixed at a ratio of $s_1:s_2=1:-1$, for simplicity. In Fig. 2, we plot the electronic dispersion relation (solid curve) along the symmetry line M - Γ - Y of the Brillouin zone below the Fermi energy (E_F), when $s_1=0.05$ and $\lambda=1$. The Fermi surface of this case is also

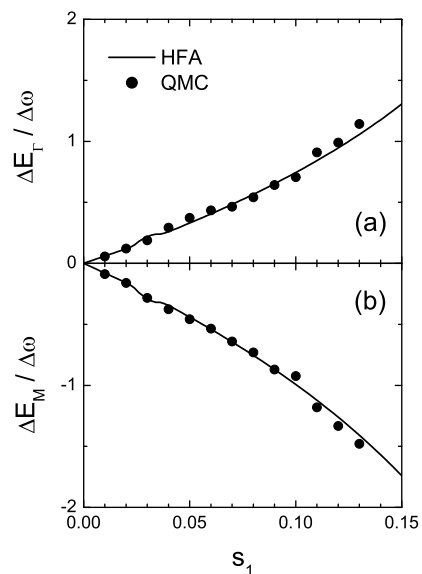


FIG. 3: The positive-negative sign change effect of isotopic band shift as a function of the e -ph coupling constant s_1 , on a 4×4 square lattice. The ratio $\Delta E_{\mathbf{k}}/\Delta\omega$ at Γ (upper panel) and M (lower panel) points are shown, where the solid curves are calculated by HFA, and the filled circles by QMC.

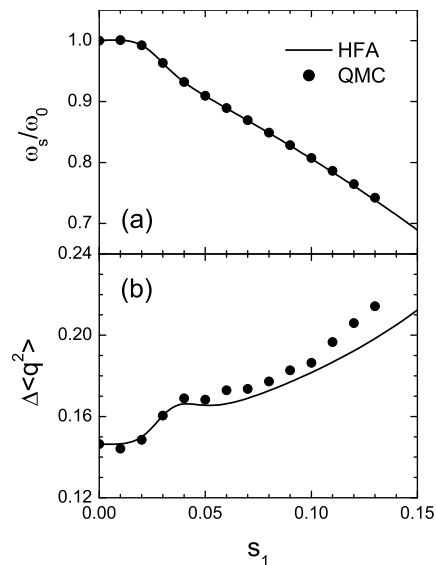


FIG. 4: The changes of ω_s/ω_0 (upper panel) and phonon spatial variation $\Delta\langle q^2 \rangle$ (lower panel) with s_1 , on a 4×4 square lattice. The solid curves are calculated by HFA, and the filled circles by QMC.

shown in the inset. By comparing with the results of Ref. 16 (dashed curve in Fig. 2), one can see the band structure of Bi2212 has been qualitatively depicted by our selected parameters.

In Fig. 3, the HFA (solid lines) and QMC (filled circles) results of the ratio $\Delta E_{\mathbf{k}}/\Delta\omega$ at Γ [$\mathbf{k}_{\Gamma}=(0,0)$] and M [$\mathbf{k}_M=(\pi,0)$] points are presented as functions of s_1 ,

respectively. Here we see both theories figure out an increase of $\Delta E_{\mathbf{k}}/\Delta\omega$ with s_1 , which means if the e -ph coupling is strong enough, a small change of phonon energy $\Delta\omega$ can be amplified to a large band shift $\Delta E_{\mathbf{k}}$ in ARPES.

In Fig. 4, we show the origin of this anomalously large band shift is the phonon softening driven by the aforementioned quadratic e -ph coupling. In panel (a), the ratio ω_s/ω_0 is plotted as a function of the quadratic coupling constant s_1 . Both HFA (solid lines) and QMC (filled circles) show that ω_s/ω_0 declines monotonically with the increase of s_1 . Together with this softening of phonon energy, the phonon spatial variation $\Delta\langle q^2 \rangle$ due to the isotope substitution increases gradually [panel (b)]. This finally leads to a large band shift, as manifested in Eq. (12).

In Eq. (12) as well as Eq. (27), it is implied that the band shift has a momentum dependence, which may result in an anisotropy of the isotope effect, and a positive-negative sign change of the ratio $\Delta E_{\mathbf{k}}/\Delta\omega$. As an example, we show this sign reverse in Fig. 3, where panels (a) and (b) are for $\Delta E_{\mathbf{k}}/\Delta\omega$ at the Γ and M points, respectively. Because of the size limitation of QMC, we do not have much data for a continuous dispersion along the ΓM direction. Nevertheless, in Fig. 3, both theories clearly show that the isotope substitution yields a positive band shift at the Γ point, and a negative one at the M point. Thus, one can see the sign reverse of the isotope effect is a natural consequence of the momentum dependence of the e -ph coupling.

In Figs. 3 and 4, although at larger s_1 , some deviation between the HFA and QMC arises, the overall tendencies

are in a good agreement, demonstrating that the strong off-diagonal quadratic e -ph coupling is responsible for the large isotopic band shift.

Before closing this section, it is worth noting that the latest experiment by Douglas *et al.*⁵ has suggested that the unusual isotope effect observed by Gweon *et al.*⁴ might be an alignment error of the sample. In contrast to the 10-40 meV band shift reported in Ref. 4, new data show the shift is only 2 ± 3 meV.⁵ If this is the case, it should be clear that the off-diagonal quadratic e -ph coupling investigated in this work cannot be very strong for the cuprates.

V. SUMMARY

In conclusion, by using the HFA and QMC, we study the isotope effect of Bi2212 based on an off-diagonal e -ph model, where the electrons and phonons are coupled in a quadratic form. The HFA enables us to capture the essence of present problem, and QMC provides us the exact results with which the HFA results can be compared. Our calculation demonstrates that the isotope-induced band shift of ARPES can be well described by the model with an off-diagonal quadratic e -ph coupling. We ascribe the large value of $\Delta E_{\mathbf{k}}/\Delta\omega$ to the phonon softening triggered by the quadratic e -ph coupling. While the positive-negative sign change is connected to a momentum dependence of the coupling. Comparing the results of HFA and QMC, we find the agreement is good.

-
- ¹ J. Bardeen, L. N. Cooper, and J. R. Schrieffer, Phys. Rev. **108**, 1175 (1957).
² A. Lanzara, P. V. Bogdanov, X. J. Zhou, S. A. Kellar, D. L. Feng, E. D. Lu, T. Yoshida, H. Eisaki, A. Fujimori, K. Kishio, J.-I. Shimoyama, T. Noda, S. Uchida, Z. Hussain, and Z.-X. Shen, Nature (London) **412**, 510 (2001).
³ T. Kiss, F. Kanetaka, T. Yokoya, T. Shimojima, K. Kanai, S. Shin, Y. Onuki, T. Togashi, C. Zhang, C. T. Chen, and S. Watanabe, Phys. Rev. Lett. **94**, 057001 (2005).
⁴ G. -H. Gweon, T. sasagawa, S. Y. Zhou, J. Graf, H. Takagi, D. -H. Lee, and A. Lanzara, Nature (London) **430**, 187 (2004).
⁵ J. F. Douglas, H. Iwasawa, Z. Sun, A. V. Fedorov, M. Ishikado, T. Saitoh, H. Eisaki, H. Bando, T. Iwase, A. Ino, M. Arita, K. Shimada, H. Namatame, M. Taniguchi, T. Masui, S. Tajima, K. Fujita, S. Uchida, Y. Aiura, and D. S. Dessau, Nature (London) **446**, E5 (2007).
⁶ A. A. Martin and M. J. Lee, Physica C **254**, 222 (1995).
⁷ P. E. Kornilovitch and A. S. Alexandrov, Phys. Rev. B **70**,

- 224511 (2004).
⁸ E. G. Maksimov, O. V. Dolgov, and M. L. Kulić, Phys. Rev. B **72**, 212505 (2005).
⁹ S. Fratini and S. Ciuchi, Phys. Rev. B **72**, 235107 (2005).
¹⁰ K. Ji, H. Zheng, and K. Nasu, Phys. Rev. B **70**, 085110 (2004).
¹¹ S. Ishihara and N. Nagaosa, Phys. Rev. B **69**, 144520 (2004).
¹² O. Rösch and O. Gunnarsson, Phys. Rev. Lett. **93**, 237001 (2004).
¹³ Z.-X. Shen, A. Lanzara, S. Ishihara, and N. Nagaosa, Philos. Mag. B **82**, 1349 (2002).
¹⁴ M. L. Kulić and O. V. Dolgov, Phys. Stat. Sol. (b) **242**, 151 (2005).
¹⁵ G. D. Mahan, *Many-Particle Physics*, 2nd ed. (Plenum, New York, 1990).
¹⁶ M. R. Norman, M. Randeria, H. Ding, and J. C. Campuzano, Phys. Rev. B **52**, 615 (1995).