

Muon spin rotation study of the ternary noncentrosymmetric superconductors $\text{Li}_2\text{Pd}_x\text{Pt}_{3-x}\text{B}$

Petra S. Häfliger,¹ Rustem Khasanov,¹ Rolf Lortz,² Alexander Petrović,²
Kazumasa Togano,³ Chris Baines,⁴ Bijörn Graneli,¹ and Hugo Keller¹

¹*Physik-Institut der Universität Zürich,*

Winterthurerstrasse 190, CH-8057, Zürich, Switzerland

²*Département de Physique de la Matière Condensée, Université de Genève,*

24 quai Ernest-Ansermet, CH-1211 Genève, Switzerland

³*National Institute for Materials Science,*

1-2-1 Sengen, Tsukuba 305-0047, Japan

⁴*Laboratory for Muon Spin Spectroscopy,*

Paul Scherrer Institute, Switzerland

Abstract

We investigated the superconducting state of the noncentrosymmetric superconductors $\text{Li}_2\text{Pd}_x\text{Pt}_{3-x}\text{B}$ with superconducting transition temperature $T_c = 5.16(8)$ K ($x=2.25$), $3.56(8)$ K ($x = 1.5$) and 2.60 K ($x = 0$) by means of muon-spin rotation (μSR) and specific heat experiments. The μSR relaxation rate σ_{sc} was found to be constant at low temperatures for all the compounds. Data taken at different magnetic fields show that the magnetic penetration depth λ is field-independent for $\text{Li}_2\text{Pd}_{2.25}\text{Pt}_{0.75}\text{B}$ and $\text{Li}_2\text{Pt}_3\text{B}$. The electronic contribution to the specific heat measured in $\text{Li}_2\text{Pd}_{1.5}\text{Pt}_{1.5}\text{B}$ and $\text{Li}_2\text{Pt}_3\text{B}$ increases exponentially at the lowest temperatures. These features suggest that the *whole family* of $\text{Li}_2\text{Pd}_x\text{Pt}_{3-x}\text{B}$ are single-gap *s*-wave superconductors across the entire doping regime.

PACS numbers: 74.70.Dd, 74.62.Fj, 74.25.Ha, 83.80.Fg

Superconductivity in systems without inversion symmetry has recently attracted considerable interest, see e.g. Refs. [1, 2]. The basic pairing states for a superconductor can be generally classified as spin-singlet and spin-triplet states. Cooper pairing in the spin-singlet channel is based on time-reversal symmetry (Anderson's theorem) [3] whereas for spin-triplet pairing also the existence of an inversion center in the crystal lattice is necessary [4]. However, the lack of an inversion center in the crystal lattice induces an antisymmetric spin-orbit coupling which is not destructive to special spin-triplet states as has been shown by Frigeri et al. [5] in the case of CePt₃Si for instance.

Lately the noncentrosymmetric superconductors Li₂Pd₃B and Li₂Pt₃B have been discovered [6, 7, 8, 9]. This system presents an ideal playing field to study superconductivity without inversion symmetry since there is no sign of magnetic order or strong electron correlation effects [6] such as that found in CePt₃Si for instance. A significant effort was put into identifying the superconducting state using various experimental methods. While measurements of the penetration depth [10] and nuclear magnetic resonance (NMR) experiments [11] suggest the existence of spin triplet states and nodes in the gap of Li₂Pt₃B, specific heat data indicate conventional behavior as expected for an isotropic single-gap *s*-wave superconductor in Li₂Pd₃B and Li₂Pt₃B compounds [7]. Furthermore, our previous muon spin rotation (μ SR) and magnetization experiments on Li₂Pd₃B show no sign of an unconventional superconducting pairing state [12, 13].

In order to shed light on this controversy we have performed a systematic study of Li₂Pd_{*x*}Pt_{3-*x*}B at different doping levels *x* choosing the bulk-sensitive transverse-field muon-spin rotation (TF- μ SR) technique. Therewith we investigated the temperature and field dependence of the μ SR relaxation rate σ in Li₂Pd_{*x*}Pt_{3-*x*}B with *x*=2.25, 1.5 and 0. In addition, we measured the low-temperature specific heat of Li₂Pd_{1.5}Pt_{1.5}B and Li₂Pt₃B.

Li₂Pd_{*x*}Pt_{3-*x*}B was prepared by two step arc-melting [6] for various doping concentrations. Details of the sample preparation can be found elsewhere [12]. The field-cooled magnetization of all the compounds was measured using a superconducting quantum interference device (SQUID) magnetometer in fields ranging from 0.5 mT to 1.6 T at temperatures between 1.75 and 10 K. Specific heat was measured from 6 K down to 0.1 K.

TF- μ SR experiments were performed at the π M3 beam line at the Paul Scherrer In-

stitute, Villigen, Switzerland. The $\text{Li}_2\text{Pd}_x\text{Pt}_{3-x}\text{B}$ ($x=2.25, 1.5$ and 0) samples were field cooled from above T_c down to 30 mK in fields of 0.1, 0.02 and 0.01 T. We performed temperature scans at low fields for all the samples. Field-dependent data up to 1.5 T were taken for $\text{Li}_2\text{Pd}_{2.25}\text{Pt}_{0.75}\text{B}$ and $\text{Li}_2\text{Pt}_3\text{B}$ where each point includes a set of data at $T > T_c$ and at 1 K after cooling in the field. The μSR signal was recorded in the usual time-differential way by counting positrons from decaying muons as a function of time. The field distribution $P(B)$ is then obtained from the Fourier transform of the measured time spectra $P(t)$. $P(t)$ is fitted with a Gaussian line and an oscillatory term for the signal originating from the sample as well as for the signal belonging to the sample holder (silver plate). The second moment of $P(B)$ is related to the μSR relaxation rate σ which contains the superconducting component σ_{sc} as well as a contribution from the nuclear moments σ_n , $\sigma^2 = \sigma_{sc}^2 + \sigma_n$.

In extreme type-II superconductors such as $\text{Li}_2\text{Pd}_3\text{B}$ (Ginzburg -Landau parameter $\kappa \approx 27$ [12]), the magnetic field distribution $P(B)$ is almost independent of the coherence length ξ [14]. The magnetic penetration depth λ can then be calculated from the known value of σ_{sc} using Brandt's formula describing the field variation in an ideal triangular vortex lattice [15]:

$$\sigma_{sc}[\mu\text{s}] = 4.83 \times 10^4(1 - h) \left[1 + 1.21 \left(1 - \sqrt{h} \right)^3 \right] \cdot \lambda^{-2}[\text{nm}] \quad (1)$$

with $h = H/H_{c2}$ with H_{c2} the upper critical field. Details can be found elsewhere, see e.g. Ref. [12].

The magnetic field dependence of the second moment of $\sigma_{sc}(1 \text{ K})$ for $\text{Li}_2\text{Pd}_{2.25}\text{Pt}_{0.75}\text{B}$ and $\text{Li}_2\text{Pt}_3\text{B}$ are displayed in the middle and right panel of Fig. 1, respectively. For the sake of completeness we also show the field dependence of $\sigma_{sc}(0)$ for $\text{Li}_2\text{Pd}_3\text{B}$ [12] in the left panel. The data are taken at a fixed field at a temperature $T > T_c$, the sample is then field-cooled to 1 K in order to determine σ_{sc} and σ_n unambiguously for each field. The insets illustrate the corresponding temperature dependence of the upper critical field H_{c2} as obtained from magnetization ($\text{Li}_2\text{Pd}_3\text{B}$ and $\text{Li}_2\text{Pd}_{2.25}\text{Pt}_{0.75}\text{B}$) and specific heat measurements ($\text{Li}_2\text{Pt}_3\text{B}$). Clearly $H_{c2}(T)$ can be satisfactorily fitted with the model based on the Werthamer-Helfand-Hohenberg (WHH) theory [16] as demonstrated by the solid lines. The results for $H_{c2}(0)$ are listed in Table I. H_{c2} is then inserted into Eq. 1 in order to fit $\sigma_{sc}(H)$ to the experimental

data with λ as a fit parameter. The results are in excellent agreement with the experimental data (shown by solid lines) implying that λ is field-independent. The deviation at low fields ($h \leq 0.003$ in the case of $\text{Li}_2\text{Pd}_{2.25}\text{Pt}_{0.75}\text{B}$) is expected since Eq. 1 is no longer valid at this region. In the case of $\text{Li}_2\text{Pt}_3\text{B}$ the error bars are large due to the small value of the relaxation rate σ_{sc} . The resulting penetration depth $\lambda(1\text{ K})$ equals 413(8) nm and 608(10) nm for $\text{Li}_2\text{Pd}_{2.25}\text{Pt}_{0.75}\text{B}$ and $\text{Li}_2\text{Pt}_3\text{B}$, respectively, while we obtained $\lambda(0) = 252(2)$ nm for $\text{Li}_2\text{Pd}_3\text{B}$ [12], see Table I. The value of $\lambda(0)$ for $\text{Li}_2\text{Pd}_3\text{B}$ is in agreement with magnetization measurements performed by Badica et al. [9] whereas our results for $\lambda(0)$ for $\text{Li}_2\text{Pd}_{2.25}\text{Pt}_{0.75}\text{B}$ and $\text{Li}_2\text{Pt}_3\text{B}$ deviate from those in Ref. [9].

The superconducting coherence length ξ may be estimated from H_{c2} as $\xi = [\Phi_0 / (2\pi H_{c2})]^{0.5}$. We obtain $\xi(0) = 9.5(2)$ nm ($\text{Li}_2\text{Pd}_3\text{B}$) [12], $\xi(1\text{ K}) = 9.9(2)$ nm ($\text{Li}_2\text{Pd}_{2.25}\text{Pt}_{0.75}\text{B}$) and 15.2(8) nm ($\text{Li}_2\text{Pt}_3\text{B}$). This results in a value for $\kappa(0) = \lambda(0)/\xi(0)$ of 27(1) for $\text{Li}_2\text{Pd}_3\text{B}$ [12] with $\kappa(1\text{ K}) = 42(1)$ and 40(1) for $\text{Li}_2\text{Pd}_{2.25}\text{Pt}_{0.75}\text{B}$ and $\text{Li}_2\text{Pt}_3\text{B}$, respectively (see Table I). Since λ is constant at low temperatures as will be shown later, we may set $\xi(0) \approx \xi(1\text{ K})$ as well as $\lambda(0) \approx \lambda(1\text{ K})$. The compounds in the present work are thus extreme type-II superconductors; μSR is therefore an appropriate tool for penetration depth studies.

We also measured the temperature dependence of the μSR signal in order to extract $\lambda^{-2}(T)$ using Eq. 1. The results are displayed in Fig. 2 for the entire doping series $\text{Li}_2\text{Pd}_x\text{Pt}_{3-x}\text{B}$ ($x=0, 1.5, 2.25$ and 3 [12]). The second moment of $P(B)$ increases with x , and $\lambda^{-2}(x)$ monotonically grows in turn with increasing Pd content.

We observe that $\lambda^{-2}(T)$ saturates at low temperatures and becomes T -independent for all the compounds. This indicates that the Fermi surface is fully gapped down to the lowest temperatures. Thus we applied a model for a BCS s -wave superconductor in order to fit the data (see e.g Ref. [17])

$$\frac{\lambda^{-2}(0)}{\lambda^{-2}(T)} = 1 + 2 \cdot \left\langle \int_0^\infty d\epsilon \frac{\partial f}{\partial E} \right\rangle. \quad (2)$$

Here $\langle \dots \rangle$ represents an angular average over the Fermi surface, f is the Fermi function and $E = \sqrt{\epsilon^2 + |\Delta|^2}$ the total energy with ϵ the single-particle energy measured from the Fermi surface. Since we have assumed an isotropic gap, i.e. s -wave symmetry, the superconducting gap Δ is k -independent, but only depends on temperature T such that

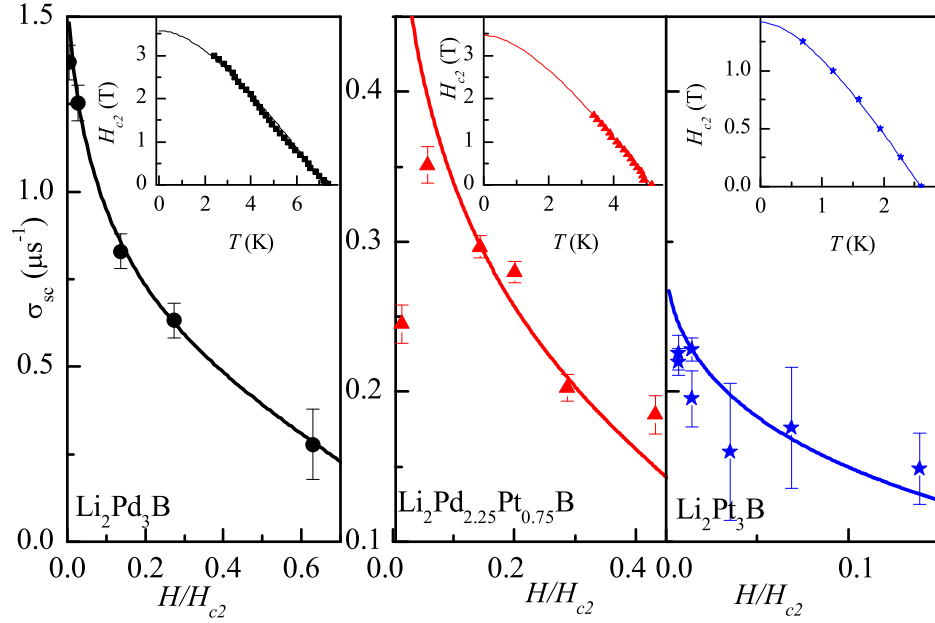


FIG. 1: Field dependence of the μ SR depolarization rate $\sigma_{sc}(T = 1 \text{ K})$ in $\text{Li}_2\text{Pd}_x\text{Pt}_{3-x}\text{B}$ for $x = 3$ (left panel) [12] as well as $x=2.25$ (middle panel) and 0 (right panel). The solid lines correspond to the results of a least squares fitting procedure based on Eq. 1 as described in the text. In the insets the upper critical field H_{c2} vs. temperature T is shown with the solid lines corresponding to a fit based on the WHH model.

$\Delta(T) = \Delta_0 \cdot \tanh(a\sqrt{T_c/T - 1})$ with $a = 1.74$ [18]. The resulting gap values at zero temperature Δ_0 are listed in Table I. Over the whole temperature range (T_c down to 30 mK) and in the whole doping range ($0 \leq x \leq 3$) λ^{-2} is consistent with what is expected for an isotropic BCS superconductor. However, the BCS fit to the $\text{Li}_2\text{Pt}_3\text{B}$ data is not satisfactory. In $\text{Li}_2\text{Pt}_3\text{B}$ a considerable spin-triplet contribution has previously been observed by Yuan et al. [10] and [11] thus we assumed a mixture of spin-triplet states associated with a strong antisymmetric spin-orbit coupling (ASOC) resulting in two bands as presented in Ref. [10]. Assuming the same set of parameters and a BCS-temperature dependence of the superconducting gaps (black dotted line in Fig. 2d) $\lambda^{-2}(T)$ differs significantly from our results. If we assume that the gap with nodes is smeared out due to inhomogeneity of the sample, the re-

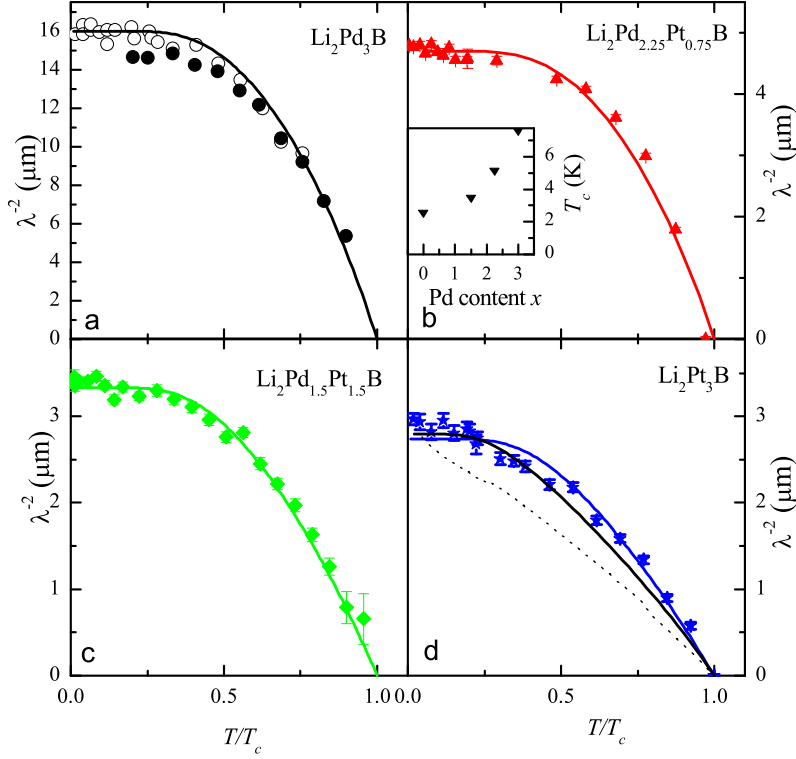


FIG. 2: Temperature dependence of λ^{-2} in $\text{Li}_2\text{Pd}_x\text{Pt}_{3-x}\text{B}$ for $x=3$ at 0.02 T (black open circles) and 0.5 T (black solid circles) (panel a), 2.25 (panel b), 1.5 (panel c) and 0 (panel d) at 0.01 T. The solid lines corresponds to a least-squares fit to the experimental data for a BCS single-gap s -wave superconductor based on Eq. 2 with the parameters given in the text. In panel d, the black solid and dotted line corresponds to model based on a two-gap scenario where one and both bands become superconducting, respectively, see text for explanation. The inset of panel b illustrates T_c as a function of Pd doping x .

sulting model calculations are in agreement with our experimental data as illustrated by the solid black line in Fig. 2d. At this point we cannot exclude the existence of spin-triplet states.

In order to clarify matters, the superconducting state was also investigated by an independent study of the specific heat. Fig. 3 illustrates the specific heat obtained for $\text{Li}_2\text{Pd}_{1.5}\text{Pt}_{1.5}\text{B}$ (left panel) and $\text{Li}_2\text{Pt}_3\text{B}$ (right panel) in zero field. The electronic con-

tribution C_e/T to the specific heat of $\text{Li}_2\text{Pt}_3\text{B}$, as obtained in a standard procedure by quenching superconductivity in a field of 4 T, shows an exponential increase at the lowest temperature. This is consistent with our μSR data and therefore implies that $\text{Li}_2\text{Pt}_3\text{B}$ is a fully gapped superconductor. A fit using a standard single gap s -wave BCS model gives an excellent result (see Fig. 3). We obtain a gap-to- T_c ratio of $2\Delta_0/k_B T_c = 4.0(2)$ which is slightly larger than the μSR value but still in reasonable agreement. A smaller value $2\Delta_0/k_B T_c = 3.3(2)$ is derived for $\text{Li}_2\text{Pd}_{1.5}\text{Pt}_{1.5}\text{B}$ (see Table I). A particularity of $\text{Li}_2\text{Pt}_3\text{B}$ is a rather large residual Sommerfeld coefficient γ_r . A possible explanation is that within a two-gap scenario as presented by Yuan et al. [10] only one gap becomes superconducting, while the gap with nodes is smeared out due to inhomogeneity of the sample. However, we have measured another piece of the same large sample and we found a variation of γ_r of approximately 30%, but the superconducting contribution remains unchanged. This behavior is typical for macroscopic metallic inclusions which remain in the normal state. Details of the specific heat measurements will be published elsewhere.

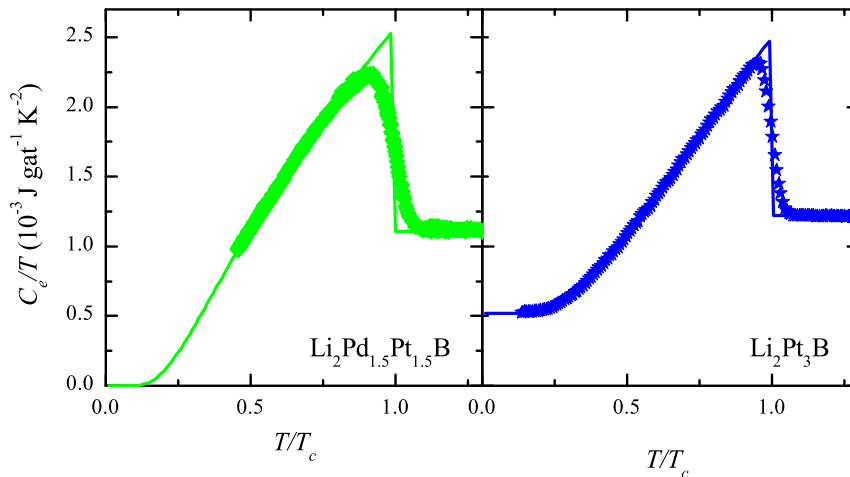


FIG. 3: Specific heat of $\text{Li}_2\text{Pd}_{1.5}\text{Pt}_{1.5}\text{B}$ (left panel) and $\text{Li}_2\text{Pt}_3\text{B}$ (right panel).

Interestingly, results in the literature postulate several different superconducting ground states for the $\text{Li}_2\text{Pd}_x\text{Pt}_{3-x}\text{B}$ family. In particular previous work on $\text{Li}_2\text{Pt}_3\text{B}$ deviate substantially from our conclusions. For instance, Yuan et al. [10] found a linear temperature dependence of the low-temperature penetration depth in $\text{Li}_2\text{Pt}_3\text{B}$ by using a tunnel-diode

based, self inductive technique. The results were interpreted on the basis of a parity-mixed state with two Fermi surfaces induced by the lack of inversion symmetry coupled with a strong ASOC. The authors found that in $\text{Li}_2\text{Pt}_3\text{B}$ one of the superconducting gaps changes sign due to the enhanced ASOC which leads to line nodes in the superconducting gap and therefore explains the non-saturating penetration depth. None of our data - neither μSR nor specific heat - supports such a scenario. We believe that the difference in the experimental data arises from the different experimental techniques. In Ref. [10] data are taken by using a surface sensitive technique with the magnetic field only penetrating a distance λ below the surface (200-600 nm, see Table I). Muons, on the other hand, penetrate to much bigger distances (fraction of millimeters) and therefore allow us to study the magnetic penetration depth in the bulk. The specific heat is also a bulk-sensitive technique. Bearing these in mind, the discrepancy between the results obtained in the present study and those reported in Ref. [10] can be explained by the difference between the bulk and the surface properties of $\text{Li}_2\text{Pd}_x\text{Pt}_{3-x}\text{B}$ in analogy with what was observed in conventional [19] and unconventional [20] superconductors. We would also like to emphasize that our data are in excellent agreement with the specific heat data presented in Ref. [7]. Takeya et al. found values for $2\Delta_0/k_B T_c = 3.94(4)$ and 3.53 for $\text{Li}_2\text{Pd}_3\text{B}$ and $\text{Li}_2\text{Pt}_3\text{B}$, respectively, which are in reasonable agreement with our results obtained from μSR measurements.

We will briefly comment on the results of Nishiyama et al. [11] obtained using the nuclear magnetic resonance (NMR) technique which is also bulk-sensitive. They deduce the existence of triplet states in $\text{Li}_2\text{Pt}_3\text{B}$ from the Knight shift. However, it is not clear why they use a p -wave model to fit the data for the spin relaxation rate. Furthermore, they predict the behavior for an s -wave symmetry of the superconducting gap in $\text{Li}_2\text{Pt}_3\text{B}$ by using the value for the superconducting gap of $\text{Li}_2\text{Pd}_3\text{B}$ which is more than three times bigger, see Table I. In addition to this the absence of a Hebel-Slichter peak in the spin relaxation does not necessarily imply that the sample under investigation has an anisotropic gap.

In conclusion we have performed muon-spin rotation, specific heat and magnetization measurements on the ternary boride superconductor $\text{Li}_2\text{Pd}_{3-x}\text{Pt}_x\text{B}$. The main results are (i) the field dependence of the μSR relaxation rate is consistent with Brandt's formula,

TABLE I: Summary of the normal state and superconducting parameters for $\text{Li}_2\text{Pd}_x\text{Pt}_{3-x}\text{B}$ obtained in the present study. The meaning of the parameters is explained in the text.

Sample	T_c [K]	$\mu_0 H_{c2}$ [T]	μSR				Specific heat			
			$\lambda(0)$ [nm]	$\kappa(0)$	Δ_0 [meV]	$2\Delta_0/k_B T_c$	γ [mJ/gat K ²]	$\Delta C/\gamma T_c$	Δ_0 [meV]	$2\Delta_0/k_B T_c$
$\text{Li}_2\text{Pd}_3\text{B}$	7.66(5) ^a	3.66(8) ^a	252(2) ^a	27(1) ^a	1.53(4)	4.4(2)	1.50(2) ^b	2.0(3) ^b	1.30(4) ^b	3.94(4) ^b
$\text{Li}_2\text{Pd}_{2.25}\text{Pt}_{0.75}\text{B}$	5.16(8)	3.35(9)	413(8)	42(1)	1.03(4)	4.4(3)	–	–	–	–
$\text{Li}_2\text{Pd}_{1.5}\text{Pt}_{1.5}\text{B}$	3.56(8)	2.27(8)	–	–	0.59(2)	3.7(2)	1.10(2)	1.28(3)	0.37(2)	3.3(2)
$\text{Li}_2\text{Pt}_3\text{B}$	2.60(5)	1.42(6)	608(10)	40(1)	0.41(2)	3.4(3)	1.66(2)	1.75(2)	0.45(2)	4.0(2)

^aas taken from Ref. [12]

^bas taken from Ref. [7]

(ii) the upper critical field H_{c2} obeys the WHH model, (iii) the temperature dependence of λ^{-2} and (iv) the specific heat data are consistent with what is expected for a s -wave BCS superconductor. The temperature dependence of λ^{-2} of $\text{Li}_2\text{Pt}_3\text{B}$ can also be explained by the existence of two bands induced by an ASOC where only the one without nodes contributes to superconductivity due to inhomogeneity of the sample. But specific heat data indicate the existence of metallic inclusions. All our measurements and analysis strongly point to a single isotropic superconducting gap. No signature of an exotic superconducting order parameter was found. Thus we suggest that the *whole family* of $\text{Li}_2\text{Pd}_x\text{Pt}_{3-x}\text{B}$ is a standard BCS superconductor with a single, isotropic gap.

This work was partly performed at the Swiss Muon Source ($S\mu\text{S}$), Paul Scherrer Institute (PSI, Switzerland). We are grateful to N. Hayashi and M. Sigrist for helpful discussions as well as to H. Takeya for providing us the samples $\text{Li}_2\text{Pd}_x\text{Pt}_{3-x}$, $x = 3, 2.25, 1.5$ and 0. This work was supported by the Swiss National Science Foundation and the K. Alex Müller Foundation.

[1] N. Hayashi, K. Wakabayashi, P. A. Frigeri, and M. Sigrist, Phys. Rev. B **73**, 024504 (2006).

[2] E. Bauer et al., Phys. Rev. Lett. **92**, 027003 (2004).

- [3] P. Anderson, J. Phys. Chem. Solids **11**, 26 (1959).
- [4] P. W. Anderson, Phys. Rev. B **30**, 4000 (1984).
- [5] P. A. Frigeri, D.F. Agterberg, A. Koga and M. Sigrist, Phys. Rev. Lett. **92**, 097001 (2004).
- [6] K. Togano et al., Phys. Rev. Lett. **93**, 247004 (2004).
- [7] H. Takeya et al., Phys. Rev. B **72**, 104506 (2005).
- [8] P. Badica et al., Appl. Phys. Lett. **85**, 4433 (2004).
- [9] P. Badica et al., J. Phys. Soc. Jpn. **74**, 1014 (2005).
- [10] H. Q. Yuan et al., Phys. Rev. Lett. **97**, 017006 (2006).
- [11] M. Nishiyama, Y. Inada, and G. Q. Zheng, Phys. Rev. Lett. **98**, 047002 (2007).
- [12] R. Khasanov et al., Phys. Rev. B **73**, 214528 (2006).
- [13] I. L. Landau et al., Physica C **451**, 132 (2007).
- [14] E. H. Brandt, Phys. Rev. B **37**, 2349 (1988).
- [15] E. H. Brandt, Phys. Rev. B **68**, 054506 (2003).
- [16] N. R. Werthamer et al., Phys. Rev. **147**, 295 (1966).
- [17] M.-S. Kim et al., Phys. Rev. B **66**, 064511 (2002).
- [18] I. Bonalde et al., Phys. Rev. Lett. **85**, 4775 (2000).
- [19] R. Khasanov et al., Phys. Rev. B **72**, 224509 (2005).
- [20] R. Khasanov et al., cond-mat.supr.con, 0705.0577v1 (2007).