

Mott transition of fermionic atoms in a three-dimensional optical trap

R. W. Helmes¹, T. A. Costi², and A. Rosch¹

¹*Institute for Theoretical Physics, University of Cologne, 50937 Cologne, Germany*

²*Institute of Solid State Research, Research Centre Jülich, 52425 Jülich, Germany*

(Dated: October 31, 2018)

We study theoretically the Mott metal-insulator transition for a system of fermionic atoms confined in a three-dimensional optical lattice and a harmonic trap. We describe an inhomogeneous system of several thousand sites using an adaptation of dynamical mean field theory solved efficiently with the numerical renormalization group method. Above a critical value of the on-site interaction, a Mott-insulating phase appears in the system. We investigate signatures of the Mott phase in the density profile and in time-of-flight experiments.

PACS numbers: 37.10.Jk, 71.10.Fd, 71.30.+h, 03.75.Ss

Introduction: Ultracold atoms in optical lattices offer exciting possibilities to investigate many-particle effects and to realize and measure models of condensed matter physics like the Hubbard model with unprecedented control of the band structure and interaction strength.

One of the most dramatic effects of strong correlations is the Mott transition, where strong interactions drive a system insulating. While for bosonic atoms [1] the Mott transition in an optical lattice has been realized a few years ago by Greiner *et al.* [2], the corresponding experiment for fermionic systems turns out to be much more difficult, partially due to problems with cooling and due to the need to work with two fermionic species to model the spin degree of freedom. However, due to the enormous experimental progress, a realization of the Mott transition in fermionic systems is expected in the near future. For example, recently Köhl *et al.* [3] succeeded to capture a single species of fermions in an optical lattice and to observe the Fermi surface. Also two species of fermions have been successfully trapped and cooled down in a series of experiments studying e.g. the BEC-BCS crossover [4].

For the interpretation of the experiments it is essential to investigate the effects of the smooth external confining potential holding the atoms in the trap. The resulting inhomogeneities can make it more difficult to interpret the experiments, but induce also new interesting effects, e.g. associated to the sharp surface between metallic and insulating regions. A frequently used approximation (e.g. in the present context by Ref. [5]) is to describe the trapped atoms locally by a homogeneous system as in the local density approximation. However, in the presence of sharp domain walls between two phases, such an approximation is expected to fail and a more realistic treatment of the inhomogeneous system is necessary.

For one-dimensional (1D) systems, powerful numerical [6, 7] and analytical [5] methods exist to study theoretically the Mott transition in fermionic systems. For example, in Refs. [5, 6, 7] quantum Monte Carlo techniques were used to investigate the signatures of Mott phases in the presence of an external harmonic confinement poten-

tial for a 1D system. Rigol *et al.* [6, 7] argued, that in one dimension the inhomogeneities resulting from the trapping potential essentially destroy the main signatures of Mott phases in time-of-flight experiments.

As exact numerical methods for fermions can only be applied to very small systems, one has to resort to approximations to calculate the properties of three dimensional lattices of realistic size. Here the method of choice is the so-called dynamical mean field theory (DMFT) [8, 9]. Within DMFT, the only approximation is to neglect non-local contributions to the self-energy. This allows to map the N site lattice problems to N single-impurity Anderson models coupled by a self-consistency condition, see discussion below. DMFT is, for example, frequently used to describe complex bulk materials, e.g. by combining DMFT with band-structure calculations to obtain an ab-initio description of strongly correlated materials. In a few cases, DMFT has been employed to describe inhomogeneous systems [10, 11, 12, 13] like the surface of Mott insulators [11] or disordered materials [14].

A main problem of DMFT is the need for a reliable and efficient method to solve the effective impurity problems. Previous applications of DMFT to inhomogeneous systems were using impurity solvers like a two-site approximation [11] or slave-boson mean-field theory [14], implying severe further approximations, or started from simplified fermionic models such as the Falicov-Kimball model [13]. We will show that one can also use efficiently one of the most accurate impurity solvers, the numerical renormalization group [15, 16] (NRG), to obtain reliable results for traps containing several thousand atoms modeling a fermionic Hubbard model.

After introducing the model and our method (DMFT for inhomogeneous systems+NRG), we will show the resulting spectral functions and discuss how the transition from a metal to a Mott insulating phase can be seen in real-space and time-of-flight experiments. We investigate the role of temperature, filling and interaction strength.

Model and Method: We consider the fermionic Hub-

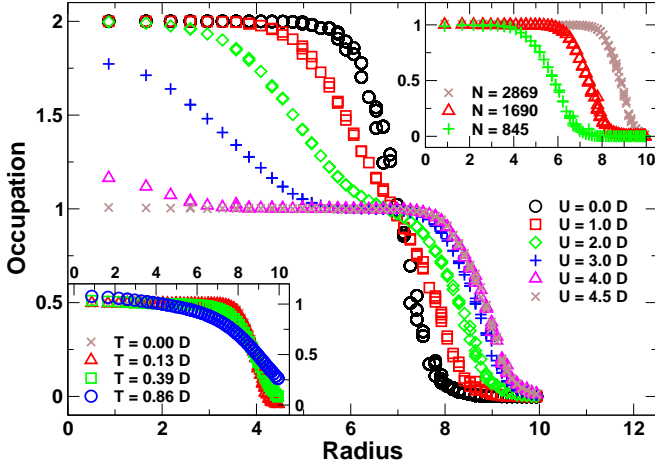


FIG. 1: (color online) The number of fermions $\langle n_i \rangle$ per lattice site, as a function of the distance r to the origin. The signature of the Mott insulating phase is the presence of a plateau with $\langle n_i \rangle = 1$. Note that there are inequivalent sites with different occupation but the same r . Main panel: Crossover from weak to strong interactions for a fixed number of $N = 2869$ particles in the trap at $T = 0$, $U = 6J$. Upper inset: Dependence on the number of particles for $U = 4.5D$, $T = 0$. Lower inset: T dependence for $U = 4.5D$, $N = 2869$ (the $T = 0$ and $T = 0.13D$ curves lie on top of each other).

bard model on a 3D-cubic lattice,

$$\mathcal{H} = -J \sum_{\langle ij \rangle, \sigma} c_{i\sigma}^\dagger c_{j\sigma} + U \sum_i n_{i\uparrow} n_{i\downarrow} + V_0 \sum_{i,\sigma} r_i^2 n_{i\sigma}, \quad (1)$$

where $c_{i\sigma}^\dagger$ creates a fermion at site i with spin σ , $n_{i\sigma} = c_{i\sigma}^\dagger c_{i\sigma}$ is the local density, J the nearest-neighbor tunneling matrix element and U the effective on-site interaction and the lattice distance is set to unity. We include 4224 sites with a distance $r_i \leq R = 10$ from the center of the trap, located in the middle of 8 central sites. The strength of the confining harmonic potential $V_0 = 0.276 J$ is chosen such that all sites with $r_i > R$ are unoccupied and can be neglected. Using the symmetry of the cubic lattice, one has to deal with only 118 inequivalent sites.

The basic idea of DMFT [8] is to pick a single site of the lattice (the 'impurity' i) and model the effect of all the other sites by a *non-interacting* bath of fermions. The resulting Anderson impurity model is defined by the local interaction U and the hybridization of the impurity to the bath. The latter is encoded in the $U = 0$ Green's function, $G_{\text{And},i}^0(\omega)$. For this model, one determines the local self-energy $\Sigma_i(\omega)$ (see below). From the $\Sigma_i(\omega)$, one can construct the lattice Green's function

$$G_{\text{lat}}^{-1}(\omega)_{ij} = \delta_{i,j} (\omega + \mu - \Sigma_i(\omega) - V_0 r_i^2) - J_{ij}, \quad (2)$$

where $J_{ij} = J$ if sites i and j are nearest neighbors and 0 otherwise. The bath of each impurity is then determined from the requirement that at each site the lattice Green's function and the Green's function of the impurity model

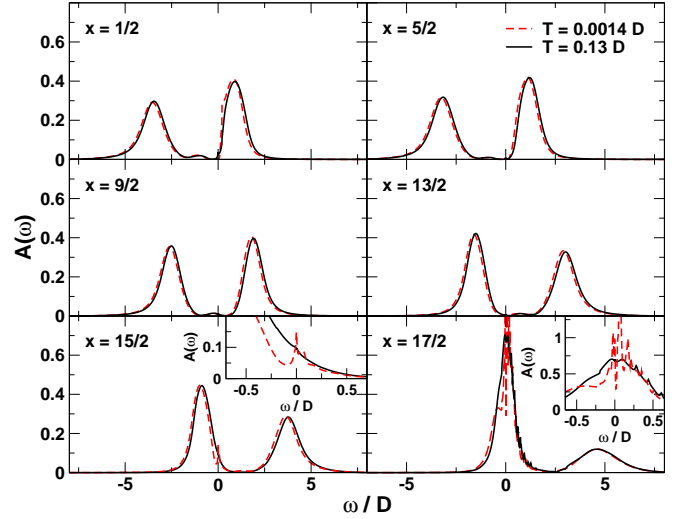


FIG. 2: (color online) Local spectral functions in the Mott insulating phase ($U = 4.5D$, $N = 2869$) for two different T for lattice points with coordinates $(x, 1/2, 1/2)$. Left inset: The coherence peak at the Fermi energy, characteristic for a strongly correlated metal, vanishes with increasing T . Right inset: Close to edge of the atomic cloud, where the potential becomes steep, finite size effects are visible.

coincide, $G_{\text{lat}}(\omega)_{ii} = [\mathcal{G}_{\text{And},i}^0(\omega)^{-1} - \Sigma_i(\omega)]^{-1}$, thus establishing a self-consistency loop. The scheme described above scheme can be derived using as the *only* approximation that the self-energy is a local quantity. Both the non-local single particle quantum mechanics of fermions and all local effects of strong interactions are correctly described within DMFT.

A main difficulty of DMFT is, however, an accurate calculation of the self-energy of the Anderson impurity model. For this we use the NRG [18], see Ref. [16] for a description of the method. To obtain efficiently G_{lat} from an inversion of Eq. (2) it is essential to use the full symmetry of the cubic lattice.

In this paper we restrict ourselves to paramagnetic solutions which simplifies the rather challenging numerics considerably. Also experimentally, it is very difficult to reach the low temperatures below which magnetism is expected. Furthermore, we do not expect that magnetic order will change the density profiles or time-of-flight pictures considerably.

Results: Fig. 1 shows how the number of fermions per site evolves for increasing interactions U/J , which push the fermions away from the center of the trap. For the chosen parameters, we obtain for $U/D = 0, 1, 2$ ($D = 6J$ is half the bandwidth) a band insulator in the center of the trap and a metal further outside. For the homogeneous system the critical interaction is given by $U_c/D = 2.52$, but already for $U/D = 2$ the compressibility close to half-filling is strongly reduced as can be seen in a shoulder in the curve for $\langle n_i \rangle \approx 1$. For

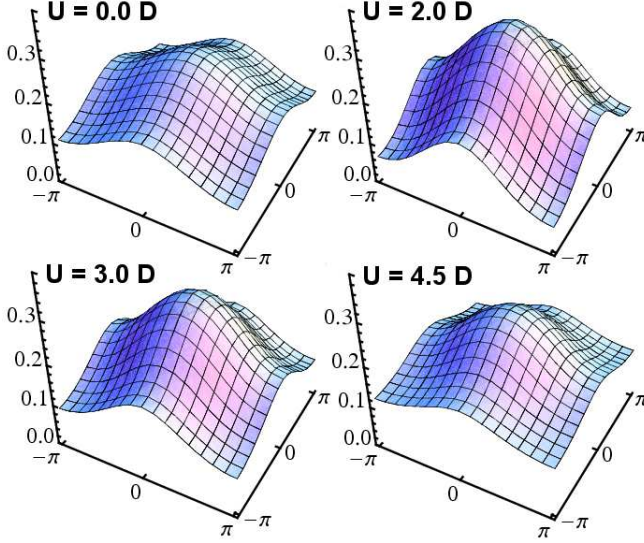


FIG. 3: (color online) Momentum distribution $n_{\mathbf{k}}^{\text{tof}}$ for $U/D = 0, 2, 3, 4.5$. Both in the predominantly band-insulating phase ($U/D = 0$) and Mott insulating phase ($U/D = 4.5$) the curves are considerably flatter than for $U/D = 2, 3$ where most fermions are in the metallic phase.

$U/D \geq 3$ the incompressibility of the Mott insulating state, $\partial n / \partial \mu = 0$, manifests itself in a plateau. The thickness of this Mott insulating ‘onion shell’ increases for increasing U eliminating the metallic phase in the center for $U/D = 4.5$. The insets of Fig. 1 show how the Mott insulating region at $U/D = 4.5$ shrinks again when the number of fermions in the trap is reduced and how thermal excitations destroy the Mott plateau.

Our method allows to study the spatial dependence of the spectral functions. While this quantity is difficult to measure for atoms in a trap, it is a highly sensitive probe of the metal-insulator transition. Fig 2 shows how the local spectral function evolves when moving from the center to the edge of the trap at $U/D = 4.5$. In the insulating regime, the spectral function $A(\omega)$ is characterized by the two Hubbard bands with equal weight and $A(\omega = 0)$ becomes very small (it never vanishes exactly as atoms from the metallic regions can tunnel into the insulator). As a function of the distance from the center, the Hubbard bands shift due to the harmonic potential. When the Fermi energy starts to merge with one of the Hubbard bands, a sharp quasi-particle peak emerges at $\omega = 0$ for sufficiently low T (see inset).

In a time-of-flight experiment, the two-dimensional projection, $n_{\mathbf{k}}^{\text{tof}} = \int n_{\mathbf{k}} dk_z / (2\pi)$, of the three-dimensional momentum distribution

$$n_{\mathbf{k}} = -\frac{1}{N} \sum_{i,j} \int \frac{d\omega}{\pi} f(\omega) e^{i\mathbf{k}(\mathbf{r}_i - \mathbf{r}_j)} \text{Im} G_{ij}(\omega) \quad (3)$$

of the fermions can be measured [2, 17]. Here $f(\omega)$ is the Fermi function and we have normalized $n_{\mathbf{k}}$ such that

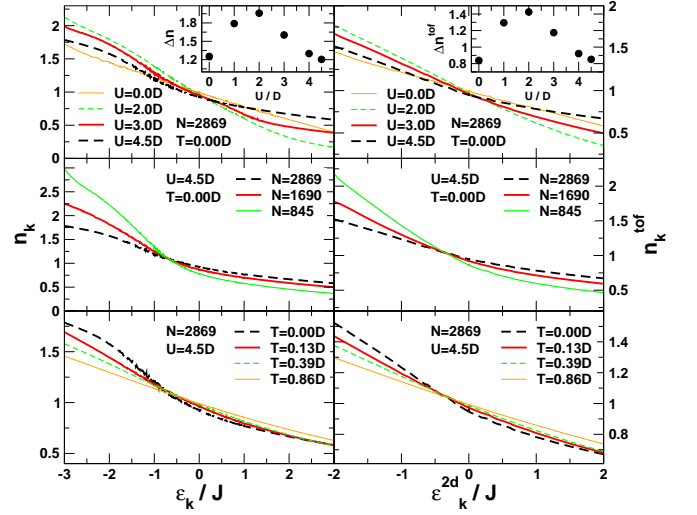


FIG. 4: (color online) $n_{\mathbf{k}}$ (left panel) and $n_{\mathbf{k}}^{\text{tof}}$ (right panel) for $\mathbf{k} = \pi/10(n_x, n_y, n_z)$, $n_{x,y,z} = -10, \dots, 10$, plotted as a function of $\epsilon_{\mathbf{k}} = -2J(\cos k_x + \cos k_y + \cos k_z)$ and $\epsilon_{\mathbf{k}}^{2d} = -2J(\cos k_x + \cos k_y)$, respectively, for different values of U , N and T (upper, middle and lower panels, respectively). For a given value of $\epsilon_{\mathbf{k}}$ a range of values of $n(\epsilon_{\mathbf{k}})$ exists. Nevertheless, each curve collapses to a single line in good approximation. Inset: $\Delta n = n_{0,0,0} - n_{\pi,\pi,\pi}$ (and $\Delta n^{\text{tof}} = n_{0,0}^{\text{tof}} - n_{\pi,\pi}^{\text{tof}}$) as a function of U . Δn and Δn^{tof} are largest for the predominantly metallic phases and smallest for phases with a large band- (small U) or Mott-insulating (large U) regions.

$$\int n_{\mathbf{k}} \frac{d^3 \mathbf{k}}{(2\pi)^3} = \int n_{\mathbf{k}}^{\text{tof}} \frac{d^2 \mathbf{k}}{(2\pi)^2} = 1.$$

Fig. 3 shows $n_{\mathbf{k}}^{\text{tof}}$. For a quantitative analysis of the results and for comparison to (future) experiments, we suggest to plot $n_{\mathbf{k}}^{\text{tof}}$ as a function of the tight-binding dispersion $\epsilon_{\mathbf{k}}^{2d} = -2J(\cos k_x + \cos k_y)$, see Fig. 4. Surprisingly, each curve collapses to good approximation to a single line, despite the fact that for a given $\epsilon_{\mathbf{k}}^{2d}$ a range of $n_{\mathbf{k}}^{\text{tof}}$ exists (as is noticeable in the small scatter of the curves for $n_{\mathbf{k}}$). Here it is useful to remember that within DMFT, $n_{\mathbf{k}}$ is only a function of $\epsilon_{\mathbf{k}}$ for the *homogeneous* system. Therefore, if a local density approximation (LDA) were exactly valid, the collapse to a single curve would be perfect. Therefore our results suggest, that LDA is a very good approximation for the analysis of time-of-flight pictures (but not for other quantities, see below).

It is an interesting but difficult question whether this effect is partially an artifact of DMFT which neglects the momentum dependence of the self-energy. While for the experimentally relevant temperature range this is probably a very good approximation, it is expected to fail very close to the metal-insulator transitions at low T .

Qualitatively, the results of Fig. 4 reflect that localized electrons in the band- or Mott insulating phase are characterized by a momentum-independent $n_{\mathbf{k}}$ while in the homogeneous metallic phase $n_{\mathbf{k}}$ displays a jump at the Fermi momentum with a height given by the quasi-particle weight Z . As the effective local Fermi mo-

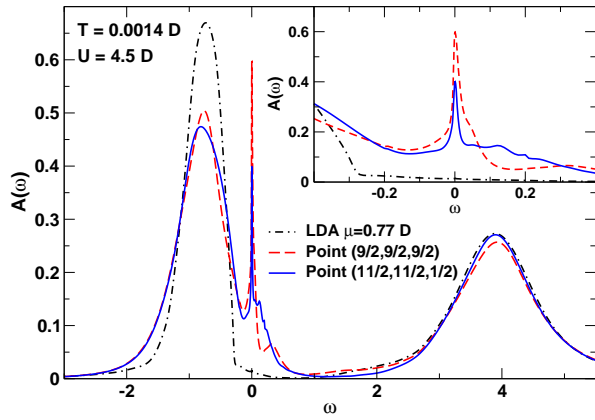


FIG. 5: (color online) Local spectral function of two non-equivalent lattice points at distance 7.794 from the origin at the boundary of the Mott insulating region ($T = 0.0014D$, $U = 4.5D$). Here the LDA (dot-dashed line) fails completely to describe the spectral function but still reproduces the occupation with high accuracy ($n_{1/2(9,9,9)} = 0.481$, $n_{1/2(11,11,1)} = 0.482$, $n_{\text{LDA}} = 0.496$).

mentum varies smoothly within the trap, all jumps are smeared out. However, the slope of $n(\epsilon_{\mathbf{k}})$ or the difference $\Delta n^{\text{tof}} = n_{0,0}^{\text{tof}} - n_{\pi,\pi}^{\text{tof}}$ is still a good measure of how metallic or insulating the system is. The inset of Fig. 4 describes the evolution from a mainly band-insulating via a dominantly metallic to a Mott insulating regime when U/D is increased. Similarly, the middle panel of Fig. 4 shows how Δn^{tof} increases when at large U/D the number of particles and therefore the size of the Mott insulating region is reduced (compare with upper inset of Fig. 1). For increasing temperature (lower panel of Fig. 4) the destruction of quantum coherence leads to a flattening of $n_{\mathbf{k}}^{\text{tof}}$. Note that $n_{\mathbf{k}}^{\text{tof}}$ is more sensitive to changes of T compared to $\langle n_i \rangle$, see Fig. 1.

Conclusions: In this paper we investigated the signatures of the Mott transition of fermions in an optical trap using a local approximation to the self energy (space-resolved DMFT+NRG) which allows to treat several thousand atoms. The clearest signature of a Mott phase is a plateau in the density profile $n(\mathbf{r})$ of the atoms, see Fig. 1. These plateaus are, however, washed out if only the column density, $\int dz n(\mathbf{r})$, which can be measured directly, is considered (not shown). The Mott transition is more difficult to observe in a time-of-flight experiment. However, the insets of Fig. 4 show that a characteristic flattening of $n_{\mathbf{k}}^{\text{tof}}$ can be seen when a large fraction of the trap becomes a band or Mott insulator.

Our calculations did not rely on a local density approximation (LDA) which allows us to investigate whether this widely used approximation is valid in the present context. It turns out that both density profiles and TOF experiments are rather well described by LDA. As discussed in the introduction, LDA is expected not to be

valid close to a sharp domain boundary. Indeed, Fig. 5 shows that the LDA fails completely to describe the low-energy excitation spectrum at the boundary of the Mott insulating region. The coherence peak at the Fermi energy arises due to the penetration of the metallic phase into the Mott insulator via the Kondo effect.

For the future it will be interesting to investigate the effects of magnetism. In systems with a population imbalance we expect that the majority spin will accumulate in the Mott insulating regions. These effects will be studied in a forthcoming publication.

We acknowledge useful discussions with L. Craco, T. Micklitz, D. van Oosten, H. Tjeng, M. Vojta, super-computer support by the John von Neumann institute for Computing (Jülich) and the Regional Computing Center Cologne and financial support by the SFB 608 of the DFG.

-
- [1] D. Jaksch *et al.*, Phys. Rev. Lett. **81**, 3108 (1998).
 - [2] M. Greiner *et al.*, Nature (London) **415**, 39 (2002).
 - [3] M. Köhl *et al.*, Phys. Rev. Lett. **94**, 080403 (2005).
 - [4] C. A. Regal, M. Greiner, and D. S. Jin, Phys. Rev. Lett. **92**, 040403 (2004); M. W. Zwierlein *et al.*, *ibid.* **92**, 120403 (2004).
 - [5] X.-J. Liu, P. D. Drummond, and H. Hu, Phys. Rev. Lett. **94**, 136406 (2005).
 - [6] M. Rigol, A. Muramatsu, G. G. Batrouni, and R. T. Scalettar, Phys. Rev. Lett. **91**, 130403 (2003).
 - [7] M. Rigol, R. T. Scalettar, P. Sengupta, and G. G. Batrouni, Phys. Rev. B **73**, 121103 (2006).
 - [8] A. Georges, G. Kotliar, W. Krauth, and M. J. Rozenberg, Reviews of Modern Physics **68**, 13 (1996).
 - [9] W. Metzner and D. Vollhardt, Phys. Rev. Lett. **62**, 324 (1989).
 - [10] V. Dobrosavljević and G. Kotliar, Phys. Rev. Lett. **78**, 3943 (1997).
 - [11] S. Okamoto and A. J. Millis, Nature (London) **428**, 630 (2004); Phys. Rev. B **70**, 241104 (2004).
 - [12] M. Potthoff and W. Nolting, Phys. Rev. B **59**, 2549 (1999); S. Schwieger, M. Potthoff, and W. Nolting, *ibid.* **67**, 165408 (2003).
 - [13] P. Miller and J. K. Freericks, J. Phys. Cond. Mat. **13**, 3187 (2001); J. K. Freericks and L. Chen, Phys. Rev. B **75**, 125114 (2007); J. K. Freericks, *Transport in Multilayered Nanostructures* (Imperial College Press, London, 2006).
 - [14] M. P. Sarachik *et al.*, Phys. Rev. B **58**, 6692 (1998).
 - [15] R. Bulla, T. A. Costi, and D. Vollhardt, Phys. Rev. B **64**, 045103 (2001).
 - [16] R. Bulla, T. Costi, and T. Pruschke, Rev. Mod. Phys., in press; arXiv:cond-mat/0701105 (2007).
 - [17] F. Gerbier, S. Foelling, A. Widera, and I. Bloch, arXiv:cond-mat/0701420v1 (2007).
 - [18] We use for all of our calculations (see Ref. [16]) $\Lambda = 1.5$, 60 shells and 800 kept states (using particle number, S_z and S^2 conservation).