

Carrier multiplication and Auger recombination in embedded silicon and germanium nanocrystals

C. Sevik and C. Bulutay

Department of Physics and UNAM-Institute of Materials Science and Nanotechnology,
Bilkent University, Bilkent, Ankara, 06800, Turkey

(Dated: June 21, 2024)

Carrier multiplication (CM) and Auger recombination (AR) are the two most important Coulombic excitations in nanocrystals (NCs). For Si and Ge NCs embedded in wide band-gap matrices, CM and AR lifetimes are computed exactly in a three-dimensional real space grid using empirical pseudopotential wave functions. Our results support the recent experimental data and also lead to further predictions. We extract simple Auger constants valid for NCs up to a size of at least 4 nm. We show that both Si and Ge NCs are ideal for photovoltaic efficiency improvement via CM due to the fact that under an optical excitation exceeding twice the band gap energy, the electrons gain lion's share from the total excess energy and can cause a CM. Finally, we predict the electron-initiated CM to be enhanced by couple orders of magnitude with a 1 eV of excess energy beyond the CM threshold leading to subpicosecond CM lifetimes.

PACS numbers: 72.20.Jv, 73.22.-f

The Group IV semiconductor, Si and to a lesser extent, Ge have been indispensable for the electronics and photovoltaics industry. The recent research efforts have shown that their nanocrystals (NCs) bring new features which fortify their stands. For instance, NCs can turn these indirect band-gap bulk materials into light emitters [1] or offer increased efficiencies in solar cells [2]. The latter has been demonstrated in a very recent experimental study by significantly increasing the solar cell efficiency in colloidal Si NCs due to carrier multiplication (CM) which enables multiple exciton generation in response to a single absorbed photon [3]. Similarly, the inverse process, Auger recombination (AR) is also operational and it introduces a competing mechanism to CM which can potentially diminish the solar cell efficiency and in the case of light sources it degrades the performance by inflating the nonradiative carrier relaxation rate [4].

As a novel scheme that circumvents AR, Walters *et al.* have proposed the sequential tunneling of a hole followed by switching the gate bias to enable the tunneling of an electron into a typical NC which gives rise to a very efficient electroluminescence [5]. The same group, in another work has utilized AR as a desirable effect to switch off the photoluminescence in a Si optical NC memory [6]. Further utilization and full control of both CM and AR require a rigorous theoretical understanding. On the theoretical side, the pioneering series of publications on the AR in Si NCs belong to a single group based on an atomistic tight binding approach [7, 8, 9]. Unfortunately, they only considered hydrogen passivated Si NCs without addressing the shape and host matrix effects. Moreover, their results do not reveal a size-scaling for AR but rather a scattered behavior over a wide band of lifetimes in the range from few picoseconds to few nanoseconds as the NC diameter changes from 2 to 4 nm. In the past decade, no further theoretical assessment of AR in Si NCs was put

forward. In this context, the Ge NCs have not received any attention although with their narrower effective band gap, they can benefit more from the low-energy part of the solar spectrum in conjunction with CM for increasing the efficiency.

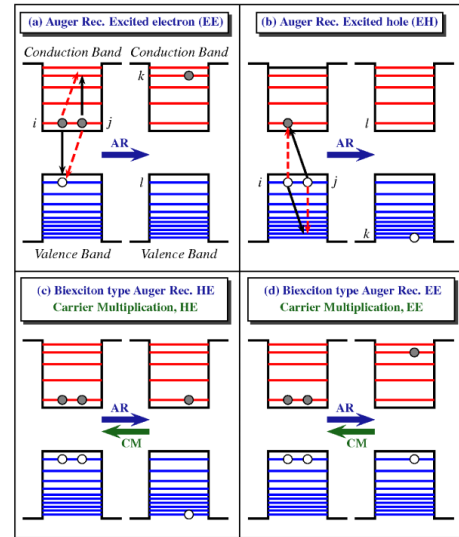


FIG. 1: AR in NCs: (a) excited electron, (b) excited hole; the solid and dashed arrows refer to direct and exchange processes. Biexciton type AR and its inverse process CM: (c) excited electron (d) excited hole.

In this Letter, we provide a theoretical account of CM and AR in Si and Ge NCs which reveals their size, shape and energy dependence. Another important feature of this work, unlike commonly studied hydrogen-passivated NCs is that we consider NCs *embedded* in a wide band-gap matrix which is essential for the solid-state device realizations. Similar to the classification of Wang *et al.* in their theoretical work on Coulombic excitations

in CdSe NCs [10], we consider different possibilities of AR as shown in Fig. 1. We use the type of the excited carrier as the discriminating label, hence we have the excited electron (Fig. 1(a)) and the excited hole (Fig. 1(b)) AR and their biexciton variants (Fig. 1(c) and (d)). The latter also correspond to CM taking place in reverse direction.

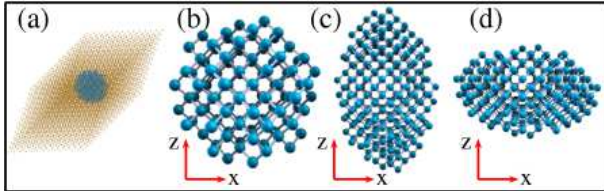


FIG. 2: (a) Embedded NC in a supercell, core atoms of a (b) spherical, (c) oblate and (d) prolate ellipsoidal NC.

Both AR and CM require an accurate electronic structure over a wide energy band extending up to at least 3-4 eV below (above) the highest occupied molecular orbital-HOMO (lowest unoccupied molecular orbital-LUMO). Another constraint is to incorporate several thousands of core and host matrix atoms within a supercell (see Fig. 2 (a)). To meet these requirements we have employed the linear combination of bulk bands basis within the empirical pseudopotential framework which can handle thousands-of-atom systems both with sufficient accuracy and efficiency over a large energy window [11]. Details regarding its performance and the implementation such as the wide band-gap host matrix can be found in Ref. [12]. We should mention that Califano *et al.* have successfully employed a very similar theoretical approach in order to explain the hole relaxation in CdSe NCs [13].

After solving the atomistic empirical pseudopotential Hamiltonian for the energy levels and the wave functions, the AR and CM probability can be extracted using the Fermi's golden rule,

$$R = \frac{\Gamma}{\hbar} \sum_f \frac{|\langle \psi_i | V_c(\mathbf{r}_1, \mathbf{r}_2) | \psi_f \rangle|^2}{(E_f - E_i)^2 + (\Gamma/2)^2}, \quad (1)$$

where ψ_i and ψ_f are respective initial and final configurations with the corresponding energies E_i and E_f , respectively, and Γ is the level broadening parameter which is taken as 10 meV. However sensitivity to this parameter is also considered in this work. The spin-conserving screened Coulomb potential is given by $V_c(\mathbf{r}_1, \mathbf{r}_2) = e^2/\epsilon(\mathbf{r}_1, \mathbf{r}_2)|\mathbf{r}_1 - \mathbf{r}_2|$. Here, for the dielectric function $\epsilon(\mathbf{r}_1, \mathbf{r}_2)$ past theoretical investigations [10, 14, 15] have concluded that it is bulklike inside the NC. Therefore, we use [10],

$$\frac{1}{\epsilon(\mathbf{r}_1, \mathbf{r}_2)} = \frac{1}{\epsilon_{\text{out}}} + \left(\frac{1}{\epsilon_{\text{in}}} - \frac{1}{\epsilon_{\text{out}}} \right) m(\mathbf{r}_1)m(\mathbf{r}_2), \quad (2)$$

as the dielectric function, where, the so-called mask function $m(\mathbf{r})$ is set to 1 when \mathbf{r} inside of the NC and 0 when \mathbf{r} outside of the NC.

Expressing the initial and final states of the AR shown in Fig. 1 (a) or (b) by using the Slater determinant, the matrix elements ($\langle \psi_i | V_c(\mathbf{r}_1, \mathbf{r}_2) | \psi_f \rangle$) can be calculated as

$$M(i, j; k, l) = \frac{1}{V^2} \int \int \phi_i^*(\mathbf{r}_1) \phi_j^*(\mathbf{r}_2) V_c(\mathbf{r}_1, \mathbf{r}_2) \times (\phi_k(\mathbf{r}_1) \phi_l(\mathbf{r}_2) - \phi_k(\mathbf{r}_2) \phi_l(\mathbf{r}_1)) d^3 r_1 d^3 r_2, \quad (3)$$

here the labels i, j and k and l refer respectively to the initial and final states which also include the spin and V is volume of the supercell.

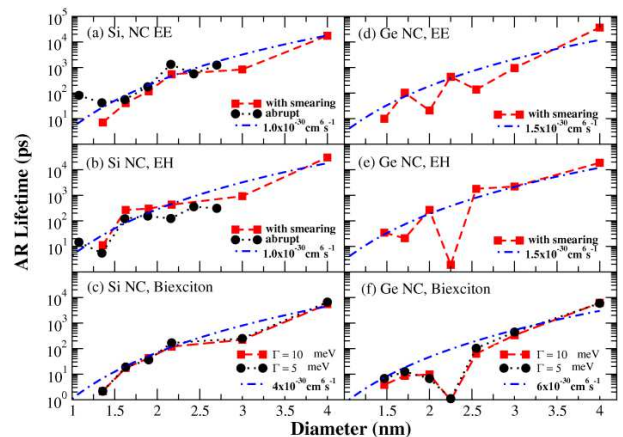


FIG. 3: AR lifetimes for (a) excited electron, (b) excited hole, and (c) biexciton types in Si NCs, and (d) excited electron, (e) excited hole, and (f) biexciton types in Ge NCs. Square symbols represent AR lifetimes with interface smearing, and dashed lines show AR lifetimes calculated from our proposed C values. Spherical symbols in (a) and (b) represent AR lifetimes in Si NCs with abrupt interfaces.

These matrix elements, $M(i, j; k, l)$ are computed exactly in a three-dimensional real space grid without resorting to any envelope approximation. The number of final states are determined setting the final state window to $\pm 7\Gamma$ around the exact conserved energy $E_k (= E_j + E_i - E_l)$. For the initial states i and l , Boltzmann average is taken into account due to thermal excitations. The other initial state j is kept fixed at LUMO for the excited electron (EE), and at HOMO for the excited hole (EH) type AR.

We first apply this formalism to spherical NCs (see Fig. 2(b)) having abrupt interfaces. The corresponding AR lifetimes for EE and EH processes are plotted as a function of NC diameter in Fig. 3 (a) and (b). The C_{3v} point symmetry of the NCs in the case of abrupt interface between NC core and the matrix causes oscillations in the physical quantities such as the state splittings and the density of states with respect to NC diameter [12]. When we account for the interface transition region between the

NC and host matrix [16], we observe that these strong oscillations in the size dependence of AR are highly reduced for Si and Ge NCs (cf. Fig. 3). The interface region especially affects the excited state wave functions and the final state density of states and it makes our model more realistic for both Si and Ge NCs. As an observation of practical importance, we can reproduce our data remarkably well using the simple expression $1/\tau = Cn^2$, with an Auger coefficient of $C = 1 \times 10^{-30} \text{ cm}^6\text{s}^{-1}$ for Si NCs and $C = 1.5 \times 10^{-30} \text{ cm}^6\text{s}^{-1}$ for Ge NCs, where n is the carrier density within the NC (cf. Fig. 3).

The other two types of AR shown in Fig. 3 (c) and (f) refer to biexciton recombinations. This process becomes particularly important under high carrier densities such as in NC lasers or in solar cells under concentrated sunlight. Its probability can be expressed in terms of EE and EH type AR as [10], $1/\tau_{\text{XX}} = 2/\tau_{\text{EE}} + 2/\tau_{\text{EH}}$ where τ_{EE} and τ_{EH} are EE and EH lifetimes. Fig. 3 (c) and (f) compares the computed biexciton type AR for Si and Ge NCs with the expression $1/\tau = Cn^2$ where the value $C = 4 \times 10^{-30} \text{ cm}^6\text{s}^{-1}$ and $6 \times 10^{-30} \text{ cm}^6\text{s}^{-1}$ are used which are obtained from the previous C values extracted for EE and EH processes together with the τ_{XX} expression. For Si NC case, our calculated value at 3 nm diameter agrees reasonably well with the experimental photoluminescence decay time of about 105 ps which was attributed to AR [17]. In Fig. 3 (c) and (f), we also demonstrate the fact that a choice of $\Gamma = 5 \text{ meV}$ does not introduce any marked deviation from the case of $\Gamma = 10 \text{ meV}$ as used in this work for both Si and Ge NCs. This parameter test automatically checks the sensitivity to the final state energy window chosen as $\pm 7\Gamma$.

TABLE I: AR lifetimes for different ellipsoidal shapes of Si NCs with diameters of 1.63 and 2.16 nm.

D (nm)	Spherical		Prolate		Oblate	
	1.63	2.16	1.63	2.16	1.63	2.16
EE (ps)	40.1	540.6	31.5	103.1	36.4	121.3
EH (ps)	267.2	430.1	74.0	76.3	26.1	139.0

Next, we demonstrate the effects of deviation from sphericity on Si NCs. We consider both oblate (Fig. 2(c)) and prolate (Fig. 2(d)) ellipsoidal Si NCs described by the ellipticity values of $e=0.85$ and -0.85 , respectively. For the comparison purposes, we preserve the same number of atoms used in spherical NCs of diameters 1.63 and 2.16 nm. The results listed in Table I indicate that the spherical NC has a lower Auger rate than the aspherical shapes. This can be reconciled as follows: in the case of either prolate or oblate NC, the electronic structure is modified in such a way that the number of final states is increased, furthermore, a coalescence of the states around the HOMO and LUMO occurs. A similar effect was also observed in the asphericity-induced enhancement of Auger thermalization of holes in CdSe NCs [13]. An-

other important parameter in Coulomb interactions is the choice of the host matrix. The two most common wide band-gap matrices are SiO_2 and Al_2O_3 . The host matrix is expected to play two roles: dielectric confinement effects due to different permittivities of the core and the matrix ($\epsilon_{\text{Si}} = 12$, $\epsilon_{\text{SiO}_2} = 4$ and $\epsilon_{\text{Al}_2\text{O}_3} = 9.1$) and the electronic confinement effects due to different band gaps. The results tabulated in Table II show that Al_2O_3 matrix leads to increased AR lifetime which reveals the importance of the dielectric confinement. The deviations from this trend for smaller NCs should be due to electronic structure effects dominating at these sizes. However, we should note that neither of the shape or matrix effects are pronounced.

TABLE II: Comparison of AR lifetimes for SiO_2 and Al_2O_3 host matrices.

Diameter (nm)	1.63	2.16	3.00	4.00
SiO_2 -EE (ps)	40.1	540.6	838.3	17580.1
Al_2O_3 -EE (ps)	43.2	612.4	1177.7	23373.4
SiO_2 -EH (ps)	267.2	430.1	922.1	30150.0
Al_2O_3 -EH (ps)	206.5	245.1	1907.5	101942.8

In their work on the CM in PbSe NCs, Allan and Delerue have deduced that such Coulombic interactions are primarily governed by the state-density function, whereas the breaking of the momentum conservation rule due to the confinement does not lead to an enhancement of these rates [18]. Even though we agree on the importance of the density of states, we believe that such a conclusion undermines the significant role of the Coulomb matrix elements. We illustrate our point by Fig. 4, where the average matrix element for Si and Ge NCs are shown. The strong size dependence leading to a variation over several orders of magnitude proves their nontrivial role.

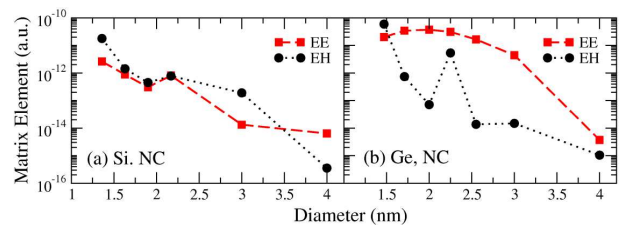


FIG. 4: Average Coulomb matrix elements for (a) Si and (b) Ge NCs for EE type AR (red squares) and for EH type AR (black spheres).

Regarding the CM, to calculate the EE (EH) type CM (cf., Fig. 1 (c) and (d)) for different diameters of the Si and Ge NCs, first we consider the impacting electrons (holes) having the energy of E_{gap} (threshold energy to initiate a CM event) above (below) the conduction (valence) band edge. As seen in Fig. 5, EE and EH type CM lifetimes for Si and Ge NCs decrease from the few ns to about 1 ps as the NC diameter decreases. However, for

EE (EH) type CM, the few number of final states at the bottom of the CB (top of the VB) cause a nonmonotonic dependence of CM on size of the NC.

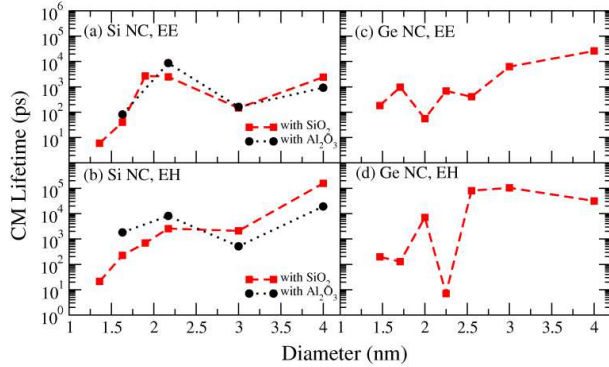


FIG. 5: CM Lifetime results for (a) EE and (b) EH types in Si NCs embedded in SiO_2 and Al_2O_3 , and (c) EE and (d) EH types in Ge NCs embedded in Al_2O_3 .

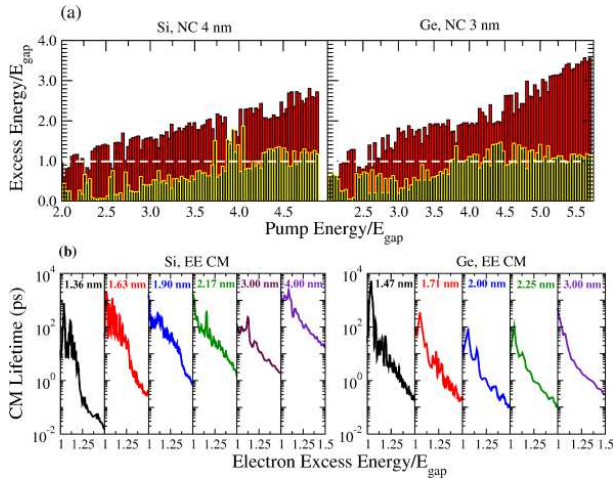


FIG. 6: (a) Electron and hole excess energy vs pump energy for 4 nm Si and 3 nm Ge NCs, (b) CM lifetime vs electron excess energy for different diameter of Si and Ge NCs.

Finally, we investigate the effect of excess energy on the CM under an optical excitation above the effective gap, $E_{\text{gap}} = E_{\text{LUMO}} - E_{\text{HOMO}}$. We assign the excited electron and hole to their final states based on the transition with the largest radiative oscillator strength [12]. In Fig. 6 (a) we observe that the electrons receive the lion's share of the total excess energy which is the desired case for the high efficiency utilization of CM in photovoltaic applications [19]. Our threshold value for Si NCs agrees very well with the recent experimental data of $2.4 E_{\text{gap}}$ [3]. In

Fig. 6 (b) we show the corresponding electron-initiated CM lifetimes as a function of excess energy. It can be observed that CM is enhanced by couple orders of magnitude with a 1 eV of excess energy beyond the CM threshold leading to subpicosecond CM lifetimes. We believe that these theoretical predictions prove the strong potential of both Si and Ge NCs in utilizing CM especially for the photovoltaics and photonics applications.

This work has been supported by the European FP6 Project SEMINANO with the Contract No. NMP4 CT2004 505285 and by the Turkish Scientific and Technical Council TÜBİTAK with the Project No. 106T048.

-
- [1] S. Ossicini, L. Pavesi, and F. Priolo, *Light Emitting Silicon for Microphotonics*, Springer-Verlag, Berlin, (2004).
 - [2] M. C. Hanna and A. J. Nozik, *J. Appl. Phys.* **100**, 074510 (2006).
 - [3] M. C. Beard, K. P. Knutsen, P. Yu, J. M. Luther, Q. Song, W. K. Metzger, R. J. Ellingson, and A. J. Nozik, *Nano Lett.* **7**, 2506 (2007).
 - [4] V. I. Klimov, *J. Phys. Chem. B* **110**, 16827 (2006).
 - [5] R. J. Walters, G. I. Bourianoff, and H. A. Atwater, *Nature Materials* **4**, 143 (2005).
 - [6] R. J. Walters, P. G. Kik, J. D. Casperson, H. A. Atwater, R. Lindstedt, M. Giorgi, and G. Bourianoff, *Appl. Phys. Lett.* **85**, 2622 (2004).
 - [7] I. Mihalcescu, J. C. Vial, A. Bsiesy, F. Muller, R. Romestain, E. Martin, C. Delerue, M. Lannoo, and G. Allan, *Phys. Rev. B* **51**, 17605 (1995).
 - [8] C. Delerue, M. Lannoo, G. Allan, E. Martin, I. Mihalcescu, J. C. Vial, R. Romestain, F. Muller and A. Bsiesy, *Phys. Rev. Lett.* **75**, 2228 (1995).
 - [9] M. Lannoo, C. Delerue, and G. Allan, *J. Lumin.* **70**, 170 (1996).
 - [10] L. W. Wang, M. Califano, A. Zunger, and A. Franceschetti, *Phys. Rev. Lett.* **91**, 056404 (2003).
 - [11] L. W. Wang, A. Franceschetti, A. Zunger, *Phys. Rev. Lett.* **78**, 2819 (1997).
 - [12] C. Bulutay, *Phys. Rev. B* **76**, 205321 (2007).
 - [13] M. Califano, G. Bester, and A. Zunger, *Nano Lett.* **3**, 1197 (2003).
 - [14] G. Allan, C. Delerue, M. Lannoo, and E. Martin, *Phys. Rev. B* **52**, 11982 (1995).
 - [15] C. Delerue, M. Lannoo, and G. Allan, *Phys. Rev. B* **68**, 115411 (2003).
 - [16] N. Daldosso *et al.* *Phys. Rev. B*, **68**, 085327 (2003).
 - [17] F. Trojánek, K. Neudert, M. Bittner, and P. Malý, *Phys. Rev. B*, **72**, 75365 (2005).
 - [18] G. Allan and C. Delerue, *Phys. Rev. B* **73**, 205423 (2006).
 - [19] J. H. Werner, S. Kolodinski, and H. J. Queisser, *Phys. Rev. Lett.* **72**, 3851 (1994).