

Normalisation Control in Deep Inference Via Atomic Flows

Alessio Guglielmi and Tom Gundersen

University of Bath

Bath BA2 7AY, United Kingdom

`Alessio.Guglielmi.name/res` and `teg.jklm.no/research`

October 30, 2018

Abstract

We introduce diagrams, called ‘atomic flows’, that forget much of the syntactic structure of derivations and only retain causal relations between atoms. Using atomic flows on propositional logic, we can design and control several normalisation procedures. In particular, we can obtain cut elimination as a special case of more general normal forms. This technique only relies on substituting derivations in the place of atoms, similarly to natural deduction, and not on permuting inference steps, as in the sequent calculus. Because they abstract away from most syntactic details, atomic flows allow for very simple control of normalisation procedures, which would otherwise be cumbersome in the bare syntax. We operate in deep inference, a very general methodology, where normalisation is more difficult to control than in other syntactic paradigms.

1 Introduction

At its core, the relation between axioms and cuts can be depicted as on the left in

$$\begin{array}{c} \uparrow \\ \text{---} \\ a \mid \bar{a} \text{---} \\ \downarrow \end{array} \quad a \quad \rightarrow \quad \begin{array}{c} \mid \\ a \end{array} \quad ,$$

where the atom \bar{a} is created by an axiom and is destroyed by a cut below it. In multiplicative linear logic’s proof nets [10], the diagram can be streamlined as on the right, and this forms the basis of normalisation. However, proof nets are not a proof system, and multiplicative linear logic is not very expressive; as a matter of fact, the situation is considerably more complicated for richer logics in deductive formalisms like the sequent calculus. The possibly non-multiplicative nature of a logic and the ‘bureaucracy’ of deductive formalisms conspire against simplicity.

In this article, we focus on propositional logic, and we show a technique for designing and controlling normalisation procedures and for proving their properties. The technique is rather independent of syntax, and, in essence, it is only based on the ‘causality’ relation between axioms and cuts, as shown above. We show our technique by adopting it to control normalisation in the calculus of structures, which is a deep-inference formalism, *i.e.*, it performs inference at any depth inside formulae. The calculus of structures generalises most deductive formalisms, in the sense that their derivations and the associated normalisation techniques can all be faithfully mimicked. Due to its increased expressive power, normalisation in pure, unconstrained proof systems in the calculus of structures is much

more challenging than in more disciplined formalisms, like the sequent calculus or natural deduction.

We prove a normalisation result that is more general than cut elimination and that entails it. We work on generic derivations, *i.e.*, chains of inference steps from a premiss α to a conclusion β , where α and β are propositional formulae. We show that we can *streamline* any such derivation, *i.e.*, we can remove all causal dependencies between axioms and cuts of the kind depicted above on the left. An intuitive way of thinking to this result is to consider it sort of a Craig’s interpolation for derivations instead of formulae. We note that, contrary to traditional cut elimination, our result is *symmetric* along the axis premiss-conclusion of a proof (as traditional in deep inference).

The novelty of our technique is in the use of *atomic flows*, which are diagrams expressing *only* the structural information in derivations (in the spirit of Penrose diagrams). They express a causality relation between axioms and cuts, which we want to streamline. Our diagrams are, essentially, specialised Buss flow graphs [7]. Since we normalise on them, we arguably use atomic flows like proof nets, but atomic flows carry less information about proofs than proof nets do. By establishing soundness properties, which ensure our ability to recover derivations from atomic flows, we can reason exclusively on atomic flows, in a completely syntax-independent way. This ability is crucial to control the intricacies of such a general normalisation theorem. In particular, we have to overcome the difficulties of dealing with duplication of atoms, and so with contraction, which creates loops in the normalisation procedure and, in general, it generates proof complexity.

Atomic flows allow us to design normalisation procedures by providing for convenient induction measures. The core of the procedure consists in slightly altering a derivation around a couple of matching axiom and cut, and plugging one copy of the derivation into itself. In principle, this is very similar to normalisation in natural deduction. This idea is due to Alwen Tiu and then used by Kai Br  nnler, in [1], to simplify his previous proof of cut elimination in the calculus of structures. In our case, the idea allows us to dispense entirely with the usual case analysis and permutation of rules, which is the standard (unpleasant) routine in cut elimination proofs in the sequent calculus and elsewhere, and it allows us to obtain a more general result.

Independence from syntax leads us to believe that the success of normalisation stems less than it is usually believed from the mutual ‘harmony’ between logical rules. In fact, in this article, there is no concern whatsoever for this issue. Rather, the choice in designing logical rules seems to be essentially free, provided that they are linear and that they support atomic structural rules. Our technique relies on substituting formulae for occurrences of atoms, which is only manageable if the structural part of the proof system is atomic. As a matter of fact, complete and analytic proof systems with atomic structural rules and linear logical ones can only be designed in deep inference, for most (interesting) logics.

Finally, we note that several normalisation procedures can be designed and several normal forms can be obtained by employing atomic flows. We are seeing a *robust* normalisation phenomenon: variations in the procedures are possible and interesting, we are not dealing here with a delicate property of derivations that requires extra care and attention to the tiniest syntactic detail. Once the basics of the technique are mastered, derivations can be manipulated with ease. We think that atomic flows get closer than ever to the essence of normalisation in propositional logic.

After a brief introduction to deep inference, we introduce atomic flows and their reductions, and then the streamlining procedures. The two crucial, simple ideas to understand in this article are shown in Figure 4 and in Definition 5.1.

2 Background on Deep Inference

Deep inference is a relatively recent development in proof theory. It is a methodology according to which several formalisms can be defined with excellent structural properties. The calculus of structures [12] is one of them and is now well developed for classical [1, 2, 4, 5], intuitionistic [29], linear [25, 26], modal [11, 24] and commutative/non-commutative logics [6, 9, 12, 13, 14, 18, 19, 30]. The calculus of structures promoted the discovery of a new class of *proof nets* for classical and linear logic [21, 22, 23, 28] (see also [16]). There is complete, up-to-date information at <http://alessio.guglielmi.name/res/cos>. For a better introduction than this, we refer the reader to [1].

2.1 Definition. *Formulae*, $\alpha, \beta, \gamma, \delta$ are freely built from: *units*, \mathbf{f} (false), \mathbf{t} (true); *atoms*, a, b, c, d ; *disjunction* and *conjunction*, $[\alpha \vee \beta]$ and $(\alpha \wedge \beta)$. On the set of atoms a (non-identical) involution $\bar{\cdot}$ is defined, and dual atom occurrences, as a and \bar{a} , can appear in formulae. We denote *contexts*, *i.e.*, formulae with a hole, by $\xi\{\cdot\}$ and $\zeta\{\cdot\}$; we also use *multiple contexts*, $\xi\{\cdot\} \cdots \{\cdot\}$, *i.e.*, contexts with many holes; for example, if $\xi\{a\}$ is $b \wedge [a \vee c]$, then $\xi\{\cdot\}$ is $b \wedge [\{\cdot\} \vee c]$, $\xi\{b\}$ is $b \wedge [b \vee c]$ and $\xi\{a \wedge d\}$ is $b \wedge [(a \wedge d) \vee c]$; if $\xi\{a\}\{b\}\{c\}$ is $b \wedge [(a \wedge d) \vee c]$ then $\xi\{b\}\{c\}\{a\}$ is $c \wedge [(b \wedge d) \vee a]$.

2.2 Remark. Negation is only defined for atoms, which is not a limitation thanks to De Morgan laws.

Note that when we write $\xi\{a\}$, we mean that an occurrence of a exists in the formula, we singled it out and we refer specifically to that occurrence. It is important to distinguish between an atom a and a set of occurrences of atom a inside a formula or a derivation. In the following, we mark in various ways occurrences of atoms, and we perform several substitutions of formulae in the place of atom occurrences.

2.3 Definition. *Inference rules*, ρ , have one *premiss* and one *conclusion*, and their *instances* are used in *inference steps* to rewrite inside formulae. A *derivation*, Δ , from α (*premiss*) to β (*conclusion*) is a chain of inference steps with α at the top and β at the

α
bottom, and is usually indicated by $\Delta \parallel_{\beta} \mathcal{S}$, where \mathcal{S} is the name of the deductive system or

a set of inference rules; a *proof* is a derivation from \mathbf{t} . We denote with $\xi\{\Delta\}$ the result of including every formula of Δ into context $\xi\{\cdot\}$: since we adopt deep inference, $\xi\{\Delta\}$ is a valid derivation. We denote with $\Delta\{a \leftarrow \alpha\}$, $\Delta\{\mathbf{f} \leftarrow \alpha\}$ and $\Delta\{\mathbf{t} \leftarrow \alpha\}$ the operation of substituting α into a set of *occurrences* of an atom a or unit in Δ ; the result is not necessarily a valid derivation, because some instances of rules might break; which occurrences to replace is always made clear by suitable decorations of a , \mathbf{f} and \mathbf{t} , like a^1 and \mathbf{f}^\bullet .

Now we define the two standard deductive systems for propositional classical logic in deep inference that are used throughout the article. KS is analytic, in the sense that premisses only contain subformulae of conclusions, and SKS is not [1, 2, 4, 5].

2.4 Definition. System SKS in the calculus of structures is defined by the following *struc-*

tural rules:

$$\begin{array}{ccc}
\text{ai}\downarrow \frac{\mathbf{t}}{a \vee \bar{a}} & \text{aw}\downarrow \frac{\mathbf{f}}{a} & \text{ac}\downarrow \frac{a \vee a}{a} \\
\text{interaction} & \text{weakening} & \text{contraction} \\
\\
\text{ai}\uparrow \frac{a \wedge \bar{a}}{\mathbf{f}} & \text{aw}\uparrow \frac{a}{\mathbf{t}} & \text{ac}\uparrow \frac{a}{a \wedge a} \\
\text{cointeraction} & \text{coweakening} & \text{cocontraction}
\end{array}$$

and by the two *logical* rules:

$$\begin{array}{cc}
\text{s} \frac{\alpha \wedge [\beta \vee \gamma]}{(\alpha \wedge \beta) \vee \gamma} & \text{m} \frac{(\alpha \wedge \beta) \vee (\gamma \wedge \delta)}{[\alpha \vee \gamma] \wedge [\beta \vee \delta]} \\
\text{switch} & \text{medial}
\end{array}$$

The rule cointeraction is also called an (*atomic*) *cut*. In addition to the rules shown, there is a rule $= \frac{\gamma}{\delta}$, such that γ and δ are opposite sides in one of the following equations:

$$\begin{array}{ll}
\alpha \vee \beta = \beta \vee \alpha & , \quad \alpha \vee \mathbf{f} = \alpha & , \\
\alpha \wedge \beta = \beta \wedge \alpha & , \quad \alpha \wedge \mathbf{t} = \alpha & , \\
[\alpha \vee \beta] \vee \gamma = \alpha \vee [\beta \vee \gamma] & , \quad \mathbf{t} \vee \mathbf{t} = \mathbf{t} & , \\
(\alpha \wedge \beta) \wedge \gamma = \alpha \wedge (\beta \wedge \gamma) & , \quad \mathbf{f} \wedge \mathbf{f} = \mathbf{f} & .
\end{array}$$

We do not always show the instances of rule $=$, and when we do show them, we gather several contiguous instances into one. System **KS** is the same as **SKS**, but without the rules $\text{ai}\uparrow$, $\text{aw}\uparrow$ and $\text{ac}\uparrow$. A *cut-free* derivation is a derivation where $\text{ai}\uparrow$ is not used. All derivations in this article are in **SKS**, unless indicated otherwise.

Note that all the structural rules only apply to atoms. As shown later, equivalent structural rules applying to formulae instead of atoms can be derived from the atomic ones together with the logical rules. The fact that we can work only with atomic structural rules is essential later on.

Instead of the term ‘axiom’ we use ‘interaction’; the reason is that, in deep inference, axioms do not close derivation branches. However, it is not misleading to think of interaction instances as axiom instances in the sequent calculus. In several articles, including [1], the reader can find explanations of how reducing a proof in **SKS** to a proof in **KS** is a cut-elimination process in the traditional sense. In other words, the rules $\text{ai}\uparrow$, $\text{aw}\uparrow$ and $\text{ac}\uparrow$ are, together, morally equivalent to a cut in the sequent calculus.

There are many **SKS** derivations in this article, providing good examples. We start from constructions that are needed much later on. We now show how we can take a formula inside a context and move it to the outside, or take a formula from the outside and move it inside a context.

2.5 Remark. For any $\xi\{\alpha\}$, and by working inductively on the context $\xi\{ \}$, we can build

$\xi\{\alpha\}$ $\xi\{t\} \wedge \alpha$
 $\parallel \{s\}$ and $\parallel \{s\}$. For example, for $\xi\{a\} = d \wedge [(a \wedge b) \vee c]$, consider
 $\xi\{f\} \vee \alpha$ $\xi\{\alpha\}$

$$\begin{aligned}
&= \frac{d \wedge [(a \wedge b) \vee c]}{d \wedge [(b \wedge [f \vee a]) \vee c]} \quad \text{and} \quad = \frac{(d \wedge [(t \wedge b) \vee c]) \wedge a}{d \wedge (a \wedge [b \vee c])} \\
&\quad \text{s} \quad \frac{d \wedge [(b \wedge [f \vee a]) \vee c]}{d \wedge [(b \wedge f) \vee a] \vee c} \quad \text{and} \quad \text{s} \quad \frac{d \wedge (a \wedge [b \vee c])}{d \wedge [(a \wedge b) \vee c]} \\
&= \frac{d \wedge [(f \wedge b) \vee c] \vee a}{(d \wedge [(f \wedge b) \vee c]) \vee a} \quad \text{s}
\end{aligned}$$

We can define the ‘macro’ rules $\text{ss}\downarrow$ and $\text{ss}\uparrow$ as follows:

$$\text{ss}\downarrow \frac{\xi\{\alpha_1\} \cdots \{\alpha_h\}}{\xi\{f\} \cdots \{f\} \vee \alpha_1 \vee \cdots \vee \alpha_h} \quad \text{and} \quad \text{ss}\uparrow \frac{\xi\{t\} \cdots \{t\} \wedge \alpha_1 \wedge \cdots \wedge \alpha_h}{\xi\{\alpha_1\} \cdots \{\alpha_h\}}.$$

By repeating the construction, we see that instances of these rules can be expanded into derivations consisting only of s instances.

2.6 Remark. $\text{c}\downarrow \frac{\alpha}{\alpha \vee \alpha}$ and $\text{c}\uparrow \frac{\alpha \wedge \alpha}{\alpha}$ are two other ‘macro’ rules: they are called, respectively, *contraction* and *cocontraction*, and they apply to generic formulae instead of atoms. They can be derived, respectively, from $\{\text{ac}\downarrow, \text{m}\}$ and $\{\text{ac}\uparrow, \text{m}\}$, as illustrated by the right-most derivation in Figure 1.

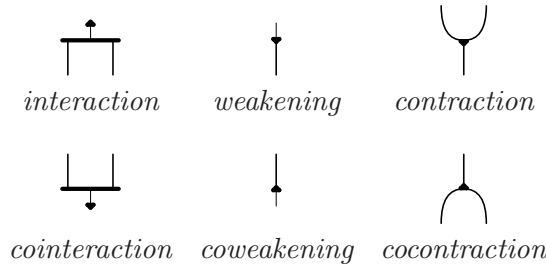
3 Atomic Flows

In this section, we define atomic flows and cycles inside them. Cycles are circular dependencies between interactions and cointeractions, and they are particularly complex to deal with in the syntax. They turn out to be natural concepts in atomic flows, and understanding them is the key to our normalisation procedure. The section closes with the definition of streamlined atomic flows and associated derivations.

3.1 Atomic Flows and Derivations

It will soon be clear that atomic flows are somewhat similar to proof nets. However, we prove here that they are always correct (so, always sequentialisable). This means that they carry much less information than derivations do, because they can always be trivialised, in a sense. However, as we show in Sections 4 and 5, they are not trivial when we ask for reductions that preserve the premiss and conclusion of the derivations to which atomic flows are associated.

3.1 Definition. We call the diagrams of the following six kinds (*atomic-flow*) *nodes*:



Cointeraction is also called *cut*. The diagrams have *wires*, indicated by thick vertical or curved segments, and they are distinguished into *upper* and *lower* ones. So, for example, contraction has two upper wires and one lower one, and interaction has two lower and no upper wires.

3.2 Definition. An (*atomic*) *flow* A is a diagram satisfying one of the following conditions 1–4 and condition 5. An atomic flow is

1. an empty diagram; or
2. a *wire* $|$, which is at the same time upper and lower wire of A ; or
3. an atomic-flow node; or
4. a finite diagram obtained by freely composing two atomic flows B and C by identifying zero or more lower wires of B with an equal number of upper wires of C ; the upper and lower wires of B and C , which are not identified, are, respectively, upper and lower wires of A .

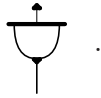
In an atomic-flow diagram, the *wires* are the (possibly identified) upper or lower wires of nodes, and the isolated wires. We say, for example, ‘an interaction node in A ’ to indicate an occurrence of a node of kind interaction in atomic flow A . In addition to the previous conditions, an atomic flow is such that

5. there is a map, called a *polarity assignment*, from the set of wires of an atomic flow to the set of *polarities* $\{-, +\}$, such that the two wires of each interaction and cointeraction node are mapped to different polarities, while the three wires of each contraction and cocontraction node are assigned to the same polarity.

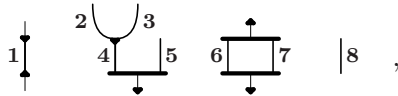
For example, the following are atomic flows:



We do not distinguish flows that only differ for the crossing of wires, nor do we distinguish left and right; so, the previous two flows are equal. For example, the following diagram is not an atomic flow, because there is no polarity assignment for it:



We use w , small numerals or colours to label wires, and we use ν for nodes. For example, 1, 2, 3, 4, 5, 6, 7 and 8 are all the wires appearing in the atomic flow



2, 3, 5 and 8 are all its upper wires and 8 is its only lower wire. Atomic flows are denoted with A , B , C and D . In the flow above, there are one weakening, one coweakening, one

contraction, one interaction and two cointeraction nodes. An atomic flow A , whose upper wires are w_1, \dots, w_h and lower wires are w'_1, \dots, w'_k , can be represented as

$$\begin{array}{c} w_1 \mid \dots \mid w_h \\ \boxed{A} \\ w'_1 \mid \dots \mid w'_k \end{array} .$$

We now define the mapping from derivations to atomic flows. The idea is that structural rules map to their respective atomic flow nodes, and the wires trace the atoms between inference steps.

3.3 Definition. Given an SKS derivation Δ , there is a unique atomic flow A such that:

- there is a surjective map between the set of the atom occurrences in Δ and the set of wires in A ;
- for each inference step $\rho \frac{\xi\{\alpha\}}{\xi\{\beta\}}$ of Δ , where $\rho \in \{\text{ai}\downarrow, \text{ai}\uparrow, \text{aw}\downarrow, \text{aw}\uparrow, \text{ac}\downarrow, \text{ac}\uparrow\}$ and $\rho \frac{\alpha}{\beta}$ is a rule instance, all atom occurrences in $\xi\{\ }$ in the premiss are respectively mapped to the same wires of A as the atom occurrences in $\xi\{\ }$ in the conclusion; the atom occurrences in $\rho \frac{\alpha}{\beta}$ are mapped to the wires of some node in A as follows:

$$\begin{array}{ll} \text{ai}\downarrow \frac{\text{t}}{a^1 \vee \bar{a}^2} & \text{to } \begin{array}{c} \uparrow \\ 1 \text{---} 2 \end{array}, & \text{ai}\uparrow \frac{a^1 \wedge \bar{a}^2}{\text{f}} & \text{to } \begin{array}{c} 1 \text{---} 2 \\ \downarrow \end{array}, \\ \text{aw}\downarrow \frac{\text{f}}{a^1} & \text{to } \begin{array}{c} \downarrow \\ 1 \end{array}, & \text{aw}\uparrow \frac{a^1}{\text{t}} & \text{to } \begin{array}{c} 1 \\ \uparrow \end{array}, \\ \text{ac}\downarrow \frac{a^1 \vee a^2}{a^3} & \text{to } \begin{array}{c} 1 \quad 2 \\ \searrow \quad \swarrow \\ 3 \end{array}, & \text{ac}\uparrow \frac{a^1}{a^2 \wedge a^3} & \text{to } \begin{array}{c} 1 \\ \swarrow \quad \searrow \\ 2 \quad 3 \end{array}, \end{array}$$

where the mapping is indicated by small numerals.

- for each inference step of kind

$$\begin{array}{cccc} \text{s} \frac{\xi\{\alpha \wedge [\beta \vee \gamma]\}}{\xi\{(\alpha \wedge \beta) \vee \gamma\}} & , & \text{m} \frac{\xi\{(\alpha \wedge \beta) \vee (\gamma \wedge \delta)\}}{\xi\{[\alpha \vee \gamma] \wedge [\beta \vee \delta]\}} & , & = \frac{\xi\{\alpha \vee \beta\}}{\xi\{\beta \vee \alpha\}} & , & = \frac{\xi\{\alpha \wedge \beta\}}{\xi\{\beta \wedge \alpha\}} & , \\ = \frac{\xi\{[\alpha \vee \beta] \vee \gamma\}}{\xi\{\alpha \vee [\beta \vee \gamma]\}} & , & = \frac{\xi\{\alpha \vee [\beta \vee \gamma]\}}{\xi\{[\alpha \vee \beta] \vee \gamma\}} & , & = \frac{\xi\{(\alpha \wedge \beta) \wedge \gamma\}}{\xi\{\alpha \wedge (\beta \wedge \gamma)\}} & , & = \frac{\xi\{\alpha \wedge (\beta \wedge \gamma)\}}{\xi\{(\alpha \wedge \beta) \wedge \gamma\}} & , \\ = \frac{\xi\{\alpha \vee \text{f}\}}{\xi\{\alpha\}} & , & = \frac{\xi\{\alpha\}}{\xi\{\alpha \vee \text{f}\}} & , & = \frac{\xi\{\alpha \wedge \text{t}\}}{\xi\{\alpha\}} & \text{and} & = \frac{\xi\{\alpha\}}{\xi\{\alpha \wedge \text{t}\}} \end{array}$$

of Δ , all the atom occurrences in $\xi\{\ }$, α , β , γ and δ in the premiss are respectively mapped to the same wires in A as the atom occurrences in $\xi\{\ }$, α , β , γ and δ in the conclusion.

We say that A is the atomic flow *associated* with the derivation Δ . Sometimes, when an atom occurrence a in Δ maps to a wire w in A , we decorate w with the label a .

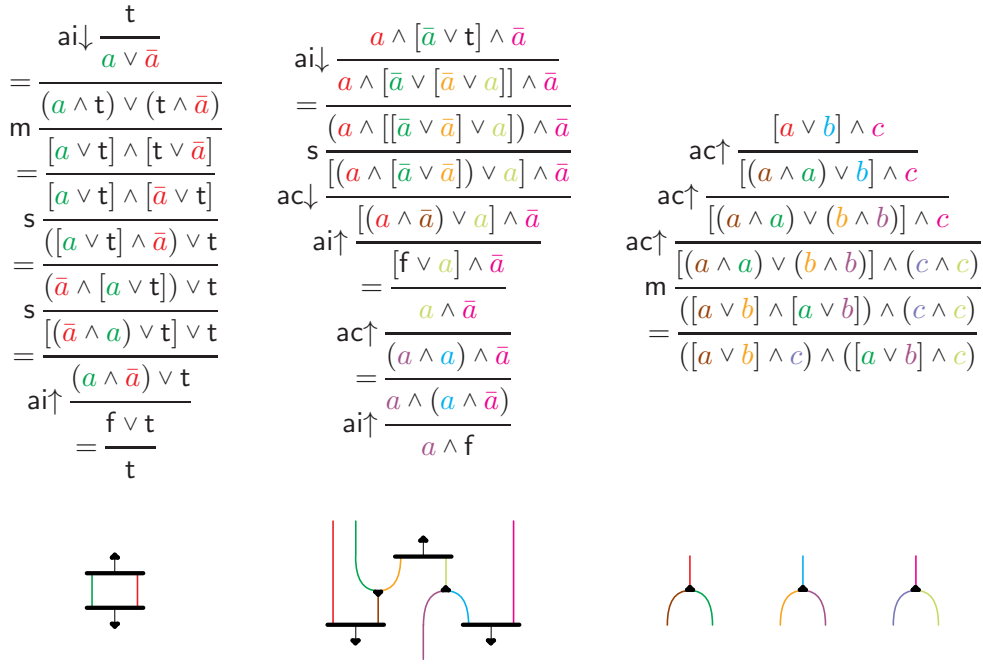


Figure 1: Examples of atomic flows associated with derivations.

Inference rules are usually called linear when they do not ‘create’ nor ‘destroy’ atoms. Linear rules of SKS are switch, medial and (every equation defining) rule $=$. Note that linear inference rules do not introduce any nodes in atomic flows.

3.4 Example. Figure 1 has some examples of atomic flows.

We now show that there is no such thing as an ‘invalid atomic flow’, or, in other words, the mapping from derivations to atomic flows is surjective.

3.5 Theorem. *Every atomic flow is associated with some derivation.*

Proof. First, we construct a derivation to ‘glue’ two atomic flows together without introducing any nodes. For every α , β and γ , the atomic flow of the following derivation consists only of wires (there are no nodes):

$$\begin{aligned}
 & \gamma \wedge [\alpha \vee \beta] \\
 = & \frac{\gamma \wedge [(\alpha \wedge t) \vee (t \wedge \beta)]}{\gamma \wedge [\alpha \vee t] \wedge [t \vee \beta]} \\
 \text{m} & \frac{\gamma \wedge [(\alpha \wedge t) \vee (t \wedge \beta)]}{\gamma \wedge [\alpha \vee t] \wedge [t \vee \beta]} \\
 = & \frac{\gamma \wedge [(\beta \vee t) \wedge [\alpha \vee t]]}{\gamma \wedge [(\beta \vee t) \wedge \alpha] \vee t} \\
 \text{s} & \frac{\gamma \wedge [(\beta \vee t) \wedge [\alpha \vee t]]}{\gamma \wedge [(\alpha \wedge [\beta \vee t]) \vee t]} \\
 = & \frac{\gamma \wedge [(\alpha \wedge [\beta \vee t]) \vee t]}{\gamma \wedge [(\alpha \wedge \beta) \vee t] \vee t} \\
 \text{s} & \frac{\gamma \wedge [(\alpha \wedge \beta) \vee t]}{(\gamma \wedge (\alpha \wedge \beta)) \vee t}
 \end{aligned}$$

This construction can be repeated, and so generalised to $\gamma \wedge [\alpha_1 \vee \dots \vee \alpha_h]$ $\parallel_{\{s,m\}}$, for $h > 1$.
 $(\gamma \wedge (\alpha_1 \wedge \dots \wedge \alpha_h)) \vee \mathbf{t}$

Now we prove the theorem by structural induction on a given atomic flow A . The base cases are trivial. If A is obtained by identifying wires w_1, \dots, w_h and composing B and

C , associated with $\begin{array}{c} \delta \\ \Delta \parallel \\ \xi\{a^{w_1}\} \dots \{a^{w_h}\} \end{array}$ and $\begin{array}{c} \zeta\{a^{w_1}\} \dots \{a^{w_h}\} \\ \Delta' \parallel \\ \delta' \end{array}$ respectively, we can build

$$\begin{array}{c} \beta \wedge \delta \\ \beta \wedge \Delta \parallel \\ \beta \wedge \xi\{a^{w_1}\} \dots \{a^{w_h}\} \\ \text{ss}\downarrow \frac{\beta \wedge \xi\{a^{w_1}\} \dots \{a^{w_h}\}}{\beta \wedge [\beta' \vee a^{w_1} \vee \dots \vee a^{w_h}]} \\ \Delta'' \parallel_{\{s,m\}} \\ \text{ss}\uparrow \frac{(\beta \wedge \beta' \wedge a^{w_1} \wedge \dots \wedge a^{w_h}) \vee \mathbf{t}}{(\zeta\{a^{w_1}\} \dots \{a^{w_h}\} \wedge \beta') \vee \mathbf{t}} \\ (\Delta \wedge \beta') \vee \mathbf{t} \parallel \\ (\delta' \wedge \beta') \vee \mathbf{t} \end{array},$$

where $\beta' = \xi\{f\} \dots \{f\}$, $\beta = \zeta\{t\} \dots \{t\}$ and we assumed, without loss of generality, that a^{w_1}, \dots, a^{w_h} are atoms in common between Δ and Δ' ; the $\text{ss}\downarrow$ and $\text{ss}\uparrow$ ‘macro’ rules have been shown in Remark 2.5 and Δ'' is obtained as explained above. It is immediate to see that the derivation so built has flow A . \square

3.2 Paths and Cycles

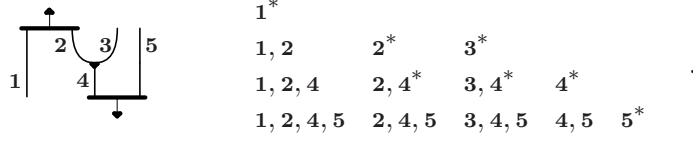
We now formalise the notions of ‘path’ and ‘cycle’ in atomic flows. In particular, monotone paths are sequences of adjacent wires that only ‘go up’ or only ‘go down’; paths are formed by joining monotone paths at interaction or cointeraction nodes; cycles are circular paths. We also define the notion of ‘simple edge’, *i.e.*, a wire directly connecting an interaction and a cointeraction, as in the first diagram in this article.

3.6 Definition. In an atomic flow, a *path* of length h , for $h \geq 0$, is a sequence w_1, \dots, w_h of wires such that, for $1 \leq i < h$,

- w_i and w_{i+1} are, respectively, lower and upper wire of the same node; or
- w_i and w_{i+1} are, respectively, upper and lower wire of the same node; or
- w_i and w_{i+1} are wires of the same node and, for any polarity assignment, have different polarities.

A path of length h is *maximal* if no path containing its wires has length greater than h . A path is called *monotone* if, for any polarity assignment, all the wires have the same polarity. Path w_1, \dots, w_h is a path *from* node ν if w_1 is a wire of ν and w_2 is not, and it is a path *to* node ν' if w_h is a wire of ν' and w_{h-1} is not. A monotone path from an interaction to a cointeraction node or vice versa is called a *line*.

3.7 Example. The atomic flow on the left has the paths on the right, where the monotone ones are marked with an asterisk:

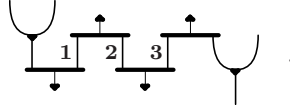


In addition, the flow has the paths obtained from the shown ones by reversing the order of wires, for example $5, 4, 2, 1$. The reverse of monotone paths are monotone. The paths from the interaction node are 1 and 2 and $2, 4$ and $2, 4, 5$; the paths to the contraction node are $1, 2$ and 2 and 3 and 4 and $5, 4$; of all the paths to the cointeraction node, $2, 4$ is the only line; the only other line in the flow is $4, 2$. The maximal paths are $1, 2, 4, 5$ and $3, 4, 5$ and their inverses.

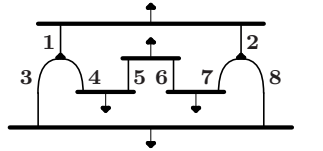
Simple edges represent direct causality relations between axioms and cuts. They play a crucial role in the following, in particular when they belong to cycles.

3.8 Definition. A line consisting of a single wire is called a *simple edge*. A *simple path* is a path where every line is a simple edge. A *cycle* is a path from a node to itself; we do not distinguish cycles that only differ for cyclic permutations of their wires, so, if w_1, \dots, w_h is a cycle, then w_2, \dots, w_h, w_1 is the same cycle. A *fragile cycle* is a cycle containing a simple edge. Atomic flows and paths are both called *cycle-free* if they do not contain cycles.

3.9 Example. In the following cycle-free flow all the paths are simple; $1, 2$ and 3 are lines and simple edges:



3.10 Example. Consider the following atomic flow:



The flow contains two cycles; $1, 4, 5, 6, 7, 2$ and $1, 3, 8, 2$. The first cycle contains the two simple edges 5 and 6 , so it is a fragile cycle; the second cycle does not contain any simple edge. Note that the two cycles are ‘overlapping’, in the sense that wires 1 and 2 belong to both.

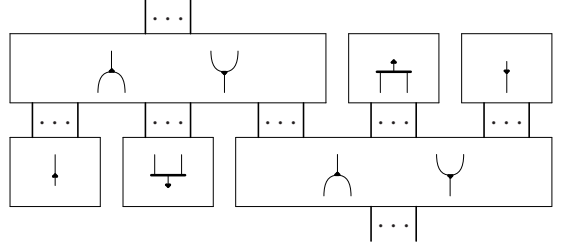
3.11 Remark. If a path is maximal, then it is cycle-free.

3.3 Streamlined Derivations

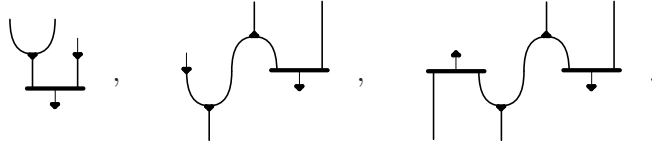
Intuitively, we can consider interaction and weakening as creators of monotone paths, and we can consider cointeraction and coweakening as their destroyers. We call a derivation ‘streamlined’ if no monotone path is both created and destroyed.

3.12 Definition. An SKS derivation is *streamlined* if, in its associated atomic flow, there are no monotone paths from interaction or weakening nodes to cointeraction or coweakening nodes.

3.13 Remark. The following diagram shows the shape of a streamlined derivation; the boxes stand for flows obtained by freely composing wires and the nodes indicated on them:



3.14 Example. The first flow is not streamlined, the other two are streamlined:



3.15 Remark. A streamlined SKS proof is cut-free.

In fact, all atoms in a proof are ‘created’ (by interaction or weakening), so, if cointeractions were present, the atoms involved would contradict the streamlining condition.

3.16 Definition. We say that a procedure P *streamlines* a derivation Δ if the output of P on Δ is a streamlined derivation that has the same premiss and conclusion as Δ , in the same deductive system.

4 Reductions of Atomic Flows

We control normalisation of derivations by manipulating atomic flows, in the sense of graph rewriting. There are two kinds of flow reductions: local and global ones. In local reductions, a bounded subflow in a flow is substituted by another subflow that fits in the context. In global reductions, the entire flow is rewritten: normally, two slightly altered copies of a flow are connected together. In this section, we see local transformations, which are based on reduction rules; in Section 5, we deal with global reductions. It is convenient to classify reduction rules into those for weakening and those for contraction. After seeing flow reductions and tying them with derivations, in the first subsection, we explore some of their basic properties, in two short subsections that follow.

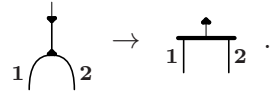
4.1 Reductions

We introduce reductions for atomic flows, for which we define a concept of soundness. We will soon see that, corresponding to every sound reduction, there is a transformation on derivations that preserves premiss and conclusion. We will then be able to control complex proof transformations by simple atomic flow transformations.

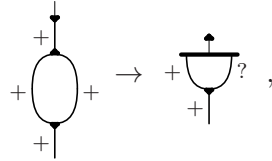
4.1 Definition. A binary relation R on the set of atomic flows is called an (*atomic-flow*) *reduction* if, whenever $A R B$, there is a one-to-one map between upper wires in A and in B and between lower wires in A and in B . An (*atomic-flow*) *reduction rule* r from flow A to flow B is a graphical expression $r: A \rightarrow B$, such that there is a one-to-one correspondence f between upper wires in A and in B and between lower wires in A and in B ; moreover, for every polarity assignment p for A there is a polarity assignment q for B such that $q(f(w)) = p(w)$ for every wire w in the domain of f . For every reduction rule $r: A \rightarrow B$, the reduction \rightarrow_r is defined, such that $C \rightarrow_r D$ if and only if A appears as a subdiagram in C and we obtain D by replacing A with B in C , while respecting the correspondence of wires; we call this operation a *reduction by r* .

4.2 Remark. The condition on polarity assignments for a reduction rule r guarantees that the D in $C \rightarrow_r D$ is a proper atomic flow, if C is one.

4.3 Example. This is a ‘reduction rule’ that violates the condition on polarity assignment:

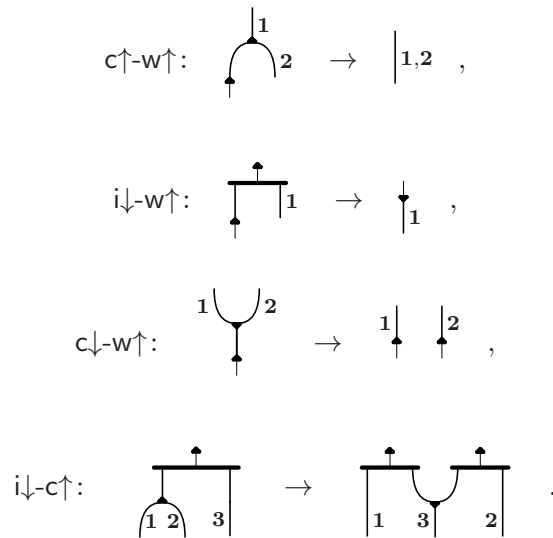


This rule might cause



where the diagram on the right is not an atomic flow.

4.4 Definition. In the first column of Figures 2 and 3 we define the reduction rules $w\downarrow-c\downarrow$, $w\downarrow-i\uparrow$, $w\downarrow-w\uparrow$, $w\downarrow-c\uparrow$, $c\downarrow-i\uparrow$ and $c\downarrow-c\uparrow$. Their dual rules are defined as follows ($w\downarrow-w\uparrow$ and $c\downarrow-c\uparrow$ are self-dual):



Our reduction rules bear a striking resemblance to many rewriting systems on graphs, and in particular with interaction nets [20]. It is certainly possible that some interesting

$w\downarrow\text{-}c\downarrow: \begin{array}{c} \downarrow \\ a \end{array} \begin{array}{c} 3 \quad 1 \\ \downarrow \quad \downarrow \\ 2 \end{array} a \rightarrow 1, 2 \mid a$	$\begin{array}{c} \text{aw}\downarrow \frac{\xi\{f\}}{\xi\{a^3\}} \\ \Delta \parallel \\ \text{ac}\downarrow \frac{\zeta\{a^3 \vee a^1\}}{\zeta\{a^2\}} \end{array} \rightarrow_{w\downarrow\text{-}c\downarrow} \begin{array}{c} \xi\{f\} \\ \Delta\{a^3 \leftarrow f\} \parallel \\ \zeta\{f \vee a^{1,2}\} \\ = \\ \zeta\{a^{1,2}\} \end{array}$
$w\downarrow\text{-}i\uparrow: \begin{array}{c} \downarrow \\ a \end{array} \begin{array}{c} 2 \quad 1 \\ \downarrow \quad \downarrow \\ \bar{a} \end{array} \rightarrow \begin{array}{c} \downarrow \\ 1 \end{array} \bar{a}$	$\begin{array}{c} \text{aw}\downarrow \frac{\xi\{f\}}{\xi\{a^2\}} \\ \Delta \parallel \\ \text{ai}\uparrow \frac{\zeta\{a^2 \wedge \bar{a}^1\}}{\zeta\{f\}} \end{array} \rightarrow_{w\downarrow\text{-}i\uparrow} \begin{array}{c} \xi\{f\} \\ \Delta\{a^2 \leftarrow f\} \parallel \\ \text{aw}\uparrow \frac{\zeta\{f \wedge \bar{a}^1\}}{\zeta\{f \wedge t\}} \\ = \\ \zeta\{f\} \end{array}$
$w\downarrow\text{-}w\uparrow: \begin{array}{c} \downarrow \\ a \end{array} 1 \rightarrow$	$\begin{array}{c} \text{aw}\downarrow \frac{\xi\{f\}}{\xi\{a^1\}} \\ \Delta \parallel \\ \text{aw}\uparrow \frac{\zeta\{a^1\}}{\zeta\{t\}} \end{array} \rightarrow_{w\downarrow\text{-}w\uparrow} \begin{array}{c} \xi\{f\} \\ \Delta\{a^1 \leftarrow f\} \parallel \\ \zeta\{f\} \\ = \\ \frac{\zeta\{f \wedge [f \vee t]\}}{\zeta\{(f \wedge f) \vee t\}} \\ \text{s} \\ = \\ \zeta\{t\} \end{array}$
$w\downarrow\text{-}c\uparrow: \begin{array}{c} \downarrow \\ a \end{array} \begin{array}{c} 3 \\ \downarrow \\ 1 \quad 2 \end{array} a \rightarrow \begin{array}{c} \downarrow \\ a \end{array} 1 \quad 2 \mid a$	$\begin{array}{c} \text{aw}\downarrow \frac{\xi\{f\}}{\xi\{a^3\}} \\ \Delta \parallel \\ \text{ac}\uparrow \frac{\zeta\{a^3\}}{\zeta\{a^1 \wedge a^2\}} \end{array} \rightarrow_{w\downarrow\text{-}c\uparrow} \begin{array}{c} \xi\{f\} \\ \Delta\{a^3 \leftarrow f\} \parallel \\ \zeta\{f\} \\ = \\ \frac{\zeta\{f \wedge f\}}{\zeta\{a^1 \wedge f\}} \\ \text{aw}\downarrow \frac{\zeta\{a^1 \wedge f\}}{\zeta\{a^1 \wedge a^2\}} \end{array}$

Figure 2: ‘Downwards’ reductions for weakening.

connections with other formalisms can be drawn at some point, but, at this time, we are not aware of any. We note that the resemblance might simply be due to there being very few things that we can do with atoms: we can carry them through, delete them or duplicate them, and it is difficult to think of anything else.

What is peculiar to our work is the fact that reducing flows corresponds to transforming derivations in a very direct way. The correspondence is captured by the notion of soundness, which we now define.

4.5 Definition. A reduction R is *sound* if, for every A and B such that $A R B$ and for every derivation Δ with atomic flow A , there is a derivation Δ' with atomic flow B such that Δ and Δ' have the same premiss and conclusion; in this case we write $\Delta R \Delta'$. A reduction rule r is *sound* if \rightarrow_r is sound.

4.6 Theorem. *The reduction rules $w\downarrow\text{-}c\downarrow$, $w\downarrow\text{-}i\uparrow$, $w\downarrow\text{-}w\uparrow$, $w\downarrow\text{-}c\uparrow$, $c\downarrow\text{-}i\uparrow$, $c\downarrow\text{-}c\uparrow$, $c\uparrow\text{-}w\uparrow$, $i\downarrow\text{-}w\uparrow$, $c\downarrow\text{-}w\uparrow$, $i\downarrow\text{-}c\uparrow$ are sound.*

Proof. For $r \in \{w\downarrow\text{-}c\downarrow, w\downarrow\text{-}i\uparrow, w\downarrow\text{-}w\uparrow, w\downarrow\text{-}c\uparrow, c\downarrow\text{-}i\uparrow, c\downarrow\text{-}c\uparrow\}$ and $r: A \rightarrow B$ as in the left columns of Figures 2 and 3, for every C and D such that $C \rightarrow_r D$ and for every Δ'

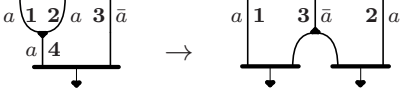
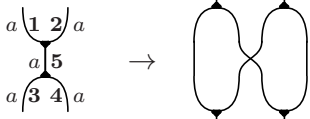
$c\downarrow-i\uparrow:$ 	$ \begin{array}{c} \frac{\xi\{a^1 \vee a^2\}}{\xi\{a^4\}} \quad \Delta \parallel \quad \frac{\xi\{a^4 \wedge \bar{a}^3\}}{\zeta\{f\}} \\ \text{ac}\downarrow \quad \quad \quad \text{ai}\uparrow \end{array} \rightarrow_{c\downarrow-i\uparrow} \begin{array}{c} \frac{\xi\{a^1 \vee a^2\}}{\xi\{a^4\}} \quad \Delta \parallel \quad \frac{\xi\{a^4 \wedge \bar{a}^3\}}{\zeta\{f\}} \\ \text{ac}\downarrow \quad \quad \quad \text{ai}\uparrow \end{array} $
$c\downarrow-c\uparrow:$ 	$ \begin{array}{c} \frac{\xi\{a^1 \vee a^2\}}{\xi\{a^5\}} \quad \Delta \parallel \quad \frac{\zeta\{a^5\}}{\zeta\{a^3 \wedge a^4\}} \\ \text{ac}\downarrow \quad \quad \quad \text{ac}\uparrow \end{array} \rightarrow_{c\downarrow-c\uparrow} \begin{array}{c} \frac{\xi\{a^1 \vee a^2\}}{\xi\{a^5\}} \quad \Delta \parallel \quad \frac{\zeta\{a^5\}}{\zeta\{a^3 \wedge a^4\}} \\ \text{ac}\downarrow \quad \quad \quad \text{ac}\uparrow \end{array} $

Figure 3: ‘Downwards’ reductions for contraction.

with flow C , the right columns of the tables provide reductions $\Delta' \rightarrow_r \Delta''$, where Δ'' has flow D , as follows. If $\Delta_1 \rightarrow_r \Delta_2$ is the reduction provided by the table, then

$$\begin{array}{c}
\alpha' \\
\hat{\Delta} \parallel \\
\alpha \\
\Delta' = \Delta_1 \parallel \\
\beta \\
\hat{\Delta} \parallel \\
\beta'
\end{array}
\quad \text{and} \quad
\begin{array}{c}
\alpha' \\
\hat{\Delta} \parallel \\
\alpha \\
\Delta'' = \Delta_2 \parallel \\
\beta \\
\hat{\Delta} \parallel \\
\beta'
\end{array}
.$$

We can deal with the remaining rules by employing dual derivations to the ones shown. \square

4.7 Definition. A finite set of reduction rules is a *flow rewriting system*. For every flow rewriting system $S = \{r_1, \dots, r_h\}$ we define $\rightarrow_S = \rightarrow_{r_1} \cup \dots \cup \rightarrow_{r_h}$. The reflexive transitive closure of \rightarrow_S is denoted by \rightarrow_S^* . Given a set of atomic flows A , we say that a flow rewriting system S is *terminating on A* if there is no infinite chain $A_1 \rightarrow_S A_2 \rightarrow_S \dots$, for every $A_1 \in A$; if S is terminating on the whole set of atomic flows, we say that it is *terminating*. We say that atomic flow A is *normal* for flow rewriting system S if there is no atomic flow B such that $A \rightarrow_S B$.

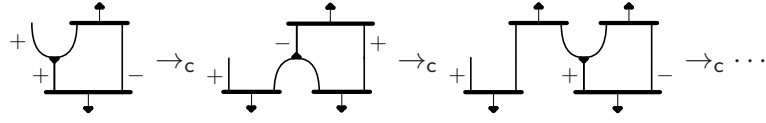


Figure 4: Infinite chain generated by flow rewriting system c .

4.2 Weakening and Coweakening

The reduction rules for weakening and coweakening make for a very simple flow rewriting system. They are very ‘friendly’ rules, because they greatly simplify atomic flows and associated derivations.

4.8 Definition. The following flow rewriting system is called w :

$$\{w\downarrow-c\downarrow, c\uparrow-w\uparrow, w\downarrow-i\uparrow, i\downarrow-w\uparrow, w\downarrow-w\uparrow, w\downarrow-c\uparrow, c\downarrow-w\uparrow\} \quad .$$

4.9 Theorem. *Flow rewriting system w is terminating.*

Proof. At every reduction, either the number of nodes decreases, or it stays the same but the number of contraction and cocontraction nodes decreases. \square

4.10 Remark. If flow A is normal for w , then there is no path from a weakening or coweakening node to another node in A .

4.11 Proposition. *If A is cycle-free and $A \rightarrow_w^* B$ then B is cycle-free.*

4.3 Contraction and Cocontraction

The reduction rules for contraction and cocontraction are much less ‘friendly’ than weakening/coweakening ones, mainly because they create infinite reduction chains. However, a judicious use of these rules is the key to success for our normalisation methods.

4.12 Definition. The following the flow rewriting system is called c :

$$\{c\downarrow-i\uparrow, i\downarrow-c\uparrow, c\downarrow-c\uparrow\} \quad .$$

4.13 Remark. Flow rewriting system c is not terminating, as Figure 4 shows. We see that if a contraction node belongs to a cycle, reductions of c make it ‘bounce’ in the cycle and create a trail; while bouncing, the node alternates between contraction and cocontraction; if we assign a polarity to the flow, the node alternates between being positive and negative.

4.14 Proposition. *If A is cycle-free and $A \rightarrow_c^* B$ then B is cycle-free.*

4.15 Proposition. *If an atomic flow is normal for c then all its paths are simple.*

The previous proposition could be rephrased by saying that if an atomic flow is normal for c then all its lines are simple edges.

4.16 Proposition. *If A is normal for c and $A \rightarrow_w^* B$ then B is normal for c .*

4.17 Proposition. *If A is normal for w and $A \rightarrow_c^* B$ then B is normal for w .*

Maximal paths provide for a measure when dealing with the termination of c .

4.18 Remark. Reducing by c does not change the number and length of the maximal paths of a given flow.

4.19 Theorem. *Flow rewriting system c is terminating on the set of cycle-free atomic flows.*

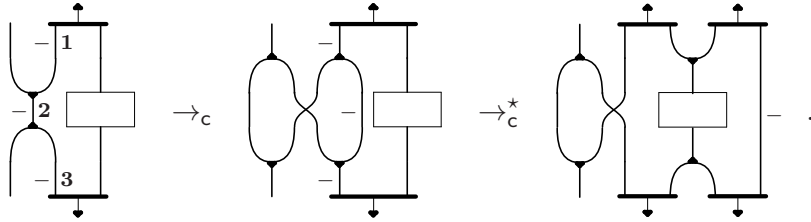
Proof. Let A be a cycle-free flow. We associate to each contraction (resp., cocontraction) node ν its *rank*, defined as the sum of the lengths of all maximal paths w_1, \dots, w_h from ν such that w_1 is the lower (resp., upper) wire of ν . Each reduction of A by c reduces the sum of the ranks of all the nodes involved and does not change the rank of the others (see Remark 4.18). \square

Normalising flows via the rewriting system c is important, and we know from Remark 4.13 and Theorem 4.19 that we can only have termination for cycle-free atomic flows. It turns out that we can ‘break’ cycles if we manage to move contractions and cocontractions away from at least one line per cycle, so to create a simple edge. As we saw in Definition 3.8, we call the cycles exhibiting this property ‘fragile’. We now see how to transform every cycle into a fragile cycle, and the next subsection is devoted to breaking fragile cycles.

4.20 Theorem. *For every atomic flow A there is an atomic flow B such that $A \rightarrow_c^* B$ and all the cycles in B are fragile.*

Proof. Given any polarity assignment for A , consider all contractions and cocontractions with some wire belonging to a cycle and mapping to $-$. Apply the rules of c to these nodes until they change polarity. Now, every cycle contains at least one line mapping to $-$, and this cannot be anything else than a simple edge. \square

4.21 Example. The first reduction in Figure 7 shows an application of the previous theorem. Another example below shows how the negative line **1, 2, 3** can be made into a negative simple edge:



5 Streamlining Procedures

In this section we prove our main results. The basis of our normalisation technique is the elimination of a simple edge, *i.e.*, a direct connection between an axiom and a cut. Eliminating a simple edge means eliminating also the axiom and cut it connects. This entails a duplication of the entire flow/derivation, and the repeated process generates an exponential growth in size. Of course, this is what we expect from a procedure that generalises cut elimination for propositional logic.

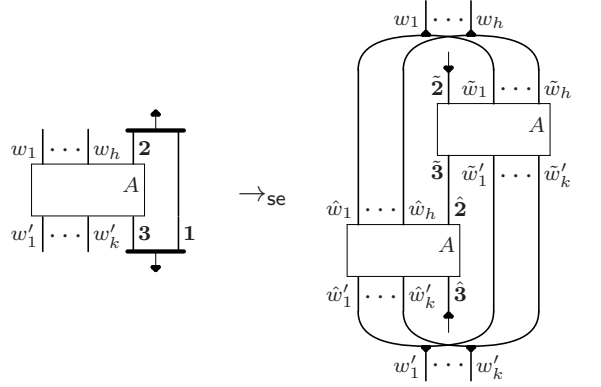
We start by studying a single elimination of a simple edge. We will then study two procedures, based on simple-edge elimination, that, in combination, achieve the desired normalisation result. The final part of this section presents two normalisation procedures, of varying strength, and discusses possible variations.

5.1 Elimination of a Simple Edge

Definition 5.1 contains a graphical representation of the main idea of this section. It is a reduction of atomic flows and associated derivations, whose purpose is eliminating one simple edge, and at the same time removing one interaction and one cointeraction node. Contrary to previous reduction rules, we are dealing here with a global transformation of atomic flows and associated derivations: a reduction can involve an entire flow/derivation and not just a local subflow/subderivation.

The reduction of simple edges that we are about to define is not strictly necessary for getting our results, because we could jump directly to the more general Definition 5.7. However, it is important to understand this reduction in isolation, both because it is simpler, and also because it provides the basis for different reduction strategies from those that we discuss in this article.

5.1 Definition. We define the reduction \rightarrow_{se} (where **se** stands for *simple edge*) as follows, for every atomic flow A :



where wires have been renamed with $\hat{}$ and $\tilde{}$ accents in the obvious way and wires $\hat{2}$ and $\tilde{3}$ are identified.

A simple inspection of the definition of \rightarrow_{se} suffices to prove the following statement, about \rightarrow_{se} not introducing any cycles.

5.2 Proposition. *If atomic flow B is cycle-free and $B \rightarrow_{\text{se}} C$, then C is cycle-free.*

5.3 Theorem. *Reduction \rightarrow_{se} is sound.*

Proof. Let Δ be a derivation with flow B , such that $B \rightarrow_{\text{se}} C$. In the following, we refer to the figure in Definition 5.1. We assume that Δ has premiss $\xi\{\mathbf{t}^\bullet\}$ and conclusion $\zeta\{\mathbf{f}^\bullet\}$, where the evidenced and labelled \mathbf{t}^\bullet and \mathbf{f}^\bullet can be traced to the interaction and cointeraction nodes eliminated by \rightarrow_{se} , respectively (this can always be done by using switches and unit equations). Intuitively we can think of \mathbf{t}^\bullet and \mathbf{f}^\bullet as mapping to special ‘unit wires’, which

can be substituted just like normal wires. So, we assume that Δ is

$$\begin{array}{c} \xi\{\mathbf{t}^\bullet\} \\ \Delta_1 \parallel \\ \xi'\{\mathbf{t}^\bullet\} \\ \text{ai}\downarrow \frac{\xi'\{\mathbf{t}^\bullet\}}{\xi'\{\bar{a}^2 \vee a^1\}} \\ \Delta_2 \parallel \\ \text{ai}\uparrow \frac{\xi'\{\bar{a}^3 \wedge a^1\}}{\zeta'\{\mathbf{f}^\bullet\}} \\ \Delta_3 \parallel \\ \zeta\{\mathbf{f}^\bullet\} \end{array},$$

Then we obtain the two derivations Δ' and Δ'' from Δ as follows

$$\begin{array}{c} \xi\{\mathbf{t}\} \\ \Delta_1 \parallel \\ \xi'\{\mathbf{t}\} \\ = \frac{\xi'\{\mathbf{t}\}}{\xi'\{\mathbf{f} \vee \mathbf{t}\}} \\ \text{aw}\downarrow \frac{\xi'\{\mathbf{t}\}}{\xi'\{\bar{a}^2 \vee \mathbf{t}\}} \\ \Delta' = \frac{\xi'\{\bar{a}^2 \vee \mathbf{t}\}}{\Delta_2\{a^1 \leftarrow \mathbf{t}\}} \parallel \\ = \frac{\xi'\{\bar{a}^3 \wedge \mathbf{t}\}}{\zeta'\{\bar{a}^3\}} \\ \Delta_3\{\mathbf{f}^\bullet \leftarrow \bar{a}\} \parallel \\ \zeta\{\bar{a}^3\} \end{array} \quad \text{and} \quad \begin{array}{c} \xi\{\bar{a}^2 \vee \zeta\{\mathbf{f}\}\} \\ \Delta_1\{\mathbf{t}^\bullet \leftarrow \bar{a} \vee \zeta\{\mathbf{f}\}\} \parallel \\ \xi'\{\bar{a}^2 \vee \zeta\{\mathbf{f}\}\} \\ \Delta_2\{a^1 \leftarrow \zeta\{\mathbf{f}\}\} \parallel \\ \text{aw}\uparrow \frac{\xi'\{\bar{a}^3 \wedge \zeta\{\mathbf{f}\}\}}{\zeta'\{\mathbf{t} \wedge \zeta\{\mathbf{f}\}\}} \\ = \frac{\zeta'\{\zeta\{\mathbf{f}\}\}}{\Delta_3\{\mathbf{f}^\bullet \leftarrow \zeta\{\mathbf{f}\}\} \parallel} \\ \zeta\{\zeta\{\mathbf{f}\}\} \end{array}.$$

Δ' has flow B' and Δ'' has B'' :

$$B' = \begin{array}{c} \downarrow \\ \mathbf{2} \mid \tilde{w}_1 \mid \dots \mid \tilde{w}_h \\ \boxed{A} \\ \mathbf{3} \mid \tilde{w}'_1 \mid \dots \mid \tilde{w}'_k \end{array} \quad \text{and} \quad B'' = \begin{array}{c} \hat{w}_1 \mid \dots \mid \hat{w}_h \mid \mathbf{2} \mid \tilde{w}'_1 \mid \dots \mid \tilde{w}'_k \\ \boxed{A} \\ \hat{w}'_1 \mid \dots \mid \hat{w}'_k \mid \mathbf{3} \\ \uparrow \end{array}.$$

We combine Δ' and Δ'' to get the desired derivation Δ''' with flow C , such that $\Delta \rightarrow_{\text{se}} \Delta'''$:

$$\begin{array}{c} \xi\{\mathbf{t}\} \\ \text{c}\uparrow \frac{\xi\{\mathbf{t}\}}{\xi\{\mathbf{t}\} \wedge \xi\{\mathbf{t}\}} \\ \text{ss}\uparrow \frac{\xi\{\mathbf{t}\} \wedge \xi\{\mathbf{t}\}}{\xi\{\xi\{\mathbf{t}\}\}} \\ \xi\{\Delta'\} \parallel \\ \xi\{\zeta\{\bar{a}\}\} \\ \Delta''' = \text{ss}\downarrow \frac{\xi\{\zeta\{\bar{a}\}\}}{\xi\{\bar{a} \vee \zeta\{\mathbf{f}\}\}} \parallel \\ \Delta'' \parallel \\ \zeta\{\zeta\{\mathbf{f}\}\} \\ \text{ss}\downarrow \frac{\zeta\{\zeta\{\mathbf{f}\}\}}{\zeta\{\mathbf{f}\} \vee \zeta\{\mathbf{f}\}} \\ \text{c}\downarrow \frac{\zeta\{\mathbf{f}\} \vee \zeta\{\mathbf{f}\}}{\zeta\{\mathbf{f}\}} \end{array},$$

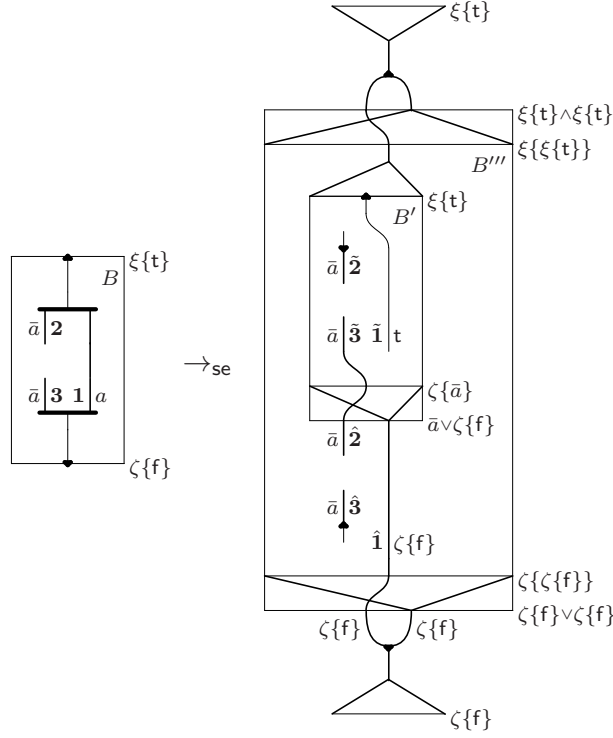


Figure 5: Elimination of a simple edge in a mixed representation.

where $ss\downarrow$, $ss\uparrow$, $c\downarrow$ and $c\uparrow$ are ‘macro’ rules introduced in Remarks 2.5 and 2.6. \square

While the reduction \rightarrow_{se} on atomic flows is symmetric, the corresponding construction on derivations is not. In fact, we have a choice of ‘putting Δ' inside Δ'' ’, as we actually did in the proof above, or ‘putting Δ'' inside Δ' ’, as we could have done. This choice is forced on us by the formalism, in this case the calculus of structures. We found it useful to reason on an intermediate representation between flows and derivations, which exhibits the asymmetry of the formalism: the proof of the previous theorem can be represented as explained in the following remark, which should help to understand the rest of this section.

5.4 Remark. In Figure 5, we adopt an informal mix of atomic flows and derivations; in particular, boxes represent both derivations and their associated atomic flows. On the right, there are downwards and upwards facing triangles: these suggest that several wires are treated like a single wire starting at the vertex. Consequently, the topmost cocontraction node and the bottommost contraction node represent a composition of zero or more proper cocontraction or contraction nodes, respectively (see at the right of Figure 1 for an example). In correspondence with horizontal segments, the figure is annotated with the formulae they represent. The wavy lines entering triangles represent instances of the $ss\downarrow$ and $ss\uparrow$ macro rules of Remark 2.5 (these macro rules do not involve any atomic flow nodes). Flow B''' in the figure is obtained by joining B' and B'' in the proof of Theorem 5.3.

At this stage, it is difficult for us to imagine a syntactic formalism that does not force a choice as explained above, because this seems ultimately to depend on an intrinsic in/out asymmetry of the notion of formula. Of course, this non-determinism is expected for propositional logic: it occurs in every syntactic cut elimination procedure (that is not artificially

constrained). The fact that flows do not exhibit such non-determinism is a pleasant indication, because it suggests that they might be adopted as invariant representations of derivations that differ for ‘immaterial’ syntactic choices. In this article, we do not commit to a particular composition strategy of derivations: what we saw in the proof of the theorem above is just one possible construction showing the soundness of \rightarrow_{se} .

It should be clear that repeated applications of reduction \rightarrow_{se} generally lead to infinite chains of reductions, because at each step the flow is duplicated, and it is very easy to build examples where the number of simple edges increases at each application of \rightarrow_{se} .

5.2 Breaking Cycles and Eliminating Simple Paths

Since indiscriminately composing \rightarrow_{se} reductions might lead to infinite chains, in order to normalise proofs, we have to impose some discipline on \rightarrow_{se} reductions. Moreover, it is not guaranteed that \rightarrow_{se} can achieve normalisation without preliminarily ‘preparing’ the atomic flow. All that said, we are interested in as free as possible reduction mechanisms, of course.

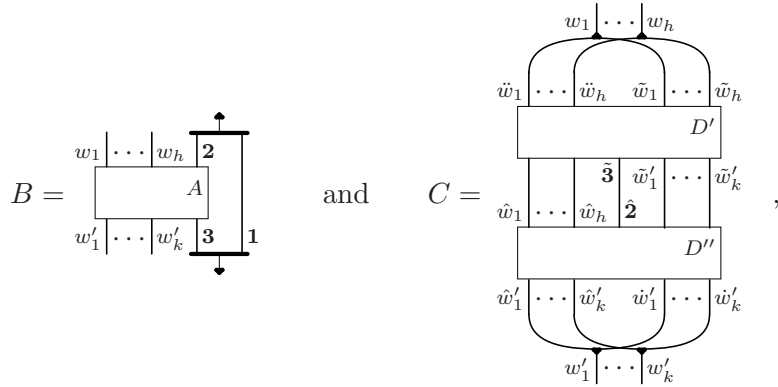
It turns out that we can achieve our objectives by defining two similar, recursive reductions based on \rightarrow_{se} . The main idea is to constrain \rightarrow_{se} into a very simple binary recursion scheme, controlled by two different conditions on simple edges. These conditions provide induction measures that basically amount to counting the number of simple edges in the flow to reduce. As we are about to see, we are able to keep the symmetry already exhibited by \rightarrow_{se} .

The following two reductions, \rightarrow_{cb} and \rightarrow_{sp} , should be understood as ‘one-shot’ reductions, meaning that they will only be needed once each in the normalisation process. They consist, basically, of chains of \rightarrow_{se} reductions. In order to define \rightarrow_{sp} , we need the notion of ‘extremal simple edge’.

5.5 Definition. If $w_1, \dots, w_h, \dots, w_k$ is a maximal simple path (*i.e.*, a simple path that is also a maximal path), w_h is a simple edge and the wires w_{h+1}, \dots, w_k are not simple edges, then w_h is an *extremal simple edge*.

5.6 Remark. In every maximal simple path there are two extremal simple edges, which might coincide. In Example 3.9 wires 1 and 3 are the extremal simple edges.

5.7 Definition. We define the reductions \rightarrow_{cb} and \rightarrow_{sp} (where *cb* stands for *cycle breaking* and *sp* for *simple path*) as follows. Given



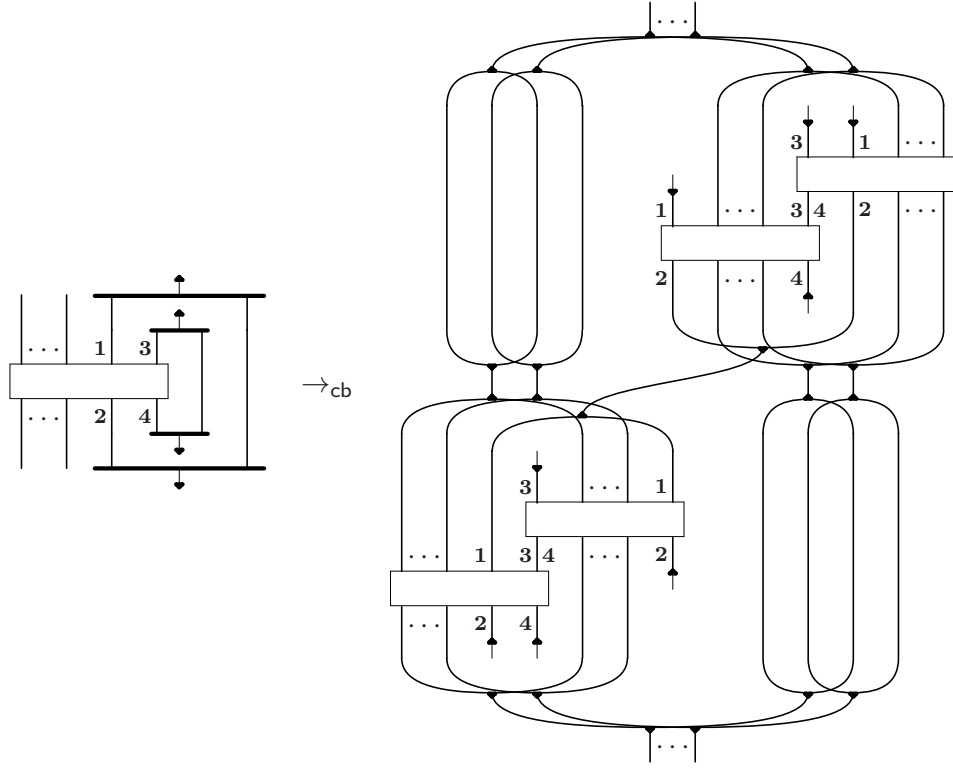


Figure 6: Example of \rightarrow_{cb} (or \rightarrow_{sp}) reduction.

let

$$B' = \begin{array}{c} \begin{array}{|c|} \hline \tilde{w}_1 \\ \hline \end{array} \left| \begin{array}{|c|} \hline \ddots \\ \hline \end{array} \right| \begin{array}{|c|} \hline \tilde{w}_h \\ \hline \end{array} \begin{array}{|c|} \hline \hat{2} \\ \hline \end{array} \begin{array}{|c|} \hline \tilde{w}_1 \dots \tilde{w}_h \\ \hline \end{array} \\ \begin{array}{|c|} \hline \tilde{w}_1 \\ \hline \end{array} \left| \begin{array}{|c|} \hline \ddots \\ \hline \end{array} \right| \begin{array}{|c|} \hline \tilde{w}_h \\ \hline \end{array} \begin{array}{|c|} \hline \hat{3} \\ \hline \end{array} \begin{array}{|c|} \hline \tilde{w}'_1 \dots \tilde{w}'_k \\ \hline \end{array} \end{array} \quad \text{and} \quad B'' = \begin{array}{c} \begin{array}{|c|} \hline \hat{w}_1 \dots \hat{w}_h \\ \hline \end{array} \begin{array}{|c|} \hline \hat{2} \\ \hline \end{array} \begin{array}{|c|} \hline \tilde{w}'_1 \\ \hline \end{array} \left| \begin{array}{|c|} \hline \ddots \\ \hline \end{array} \right| \begin{array}{|c|} \hline \tilde{w}'_k \\ \hline \end{array} \\ \begin{array}{|c|} \hline \hat{w}'_1 \dots \hat{w}'_k \\ \hline \end{array} \begin{array}{|c|} \hline \hat{3} \\ \hline \end{array} \begin{array}{|c|} \hline \tilde{w}'_1 \\ \hline \end{array} \left| \begin{array}{|c|} \hline \ddots \\ \hline \end{array} \right| \begin{array}{|c|} \hline \tilde{w}'_k \\ \hline \end{array} \end{array},$$

where the correspondence of wires has been indicated by only adding accents to their labels. We have that $B \rightarrow_{cb} C$ if and only if $\mathbf{1}$ is a wire belonging to a cycle and

- there are no fragile cycles in A and $D' = B'$ and $D'' = B''$; or
- there is a fragile cycle in A and $B' \rightarrow_{cb} D'$ and $B'' \rightarrow_{cb} D''$.

We have that $B \rightarrow_{sp} C$ if and only if $\mathbf{1}$ is an extremal simple edge and

- there are no simple edges in A and $D' = B'$ and $D'' = B''$; or
- there is a simple edge in A and $B' \rightarrow_{sp} D'$ and $B'' \rightarrow_{sp} D''$.

5.8 Example. Figure 6 shows an example of reduction \rightarrow_{cb} (reduction \rightarrow_{sp} would be the same).

Notice that the flow in Figure 6 represents the ‘external’ shape of any flow after eliminating any two simple edges. Eliminating more simple edges would follow the same pattern.

5.9 Theorem. *If atomic flow B contains a fragile cycle, there is an atomic flow C such that $B \rightarrow_{\text{cb}} C$; if B is cycle-free and contains a simple edge, then there is an atomic flow D such that $B \rightarrow_{\text{sp}} D$.*

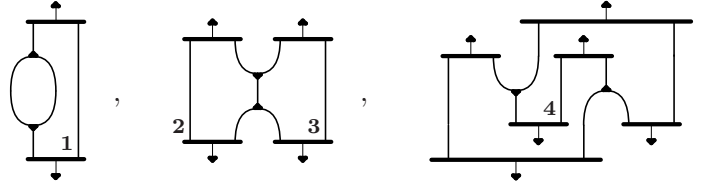
Proof. By induction on the number of simple edges in B , and following the definitions of \rightarrow_{cb} and \rightarrow_{sp} . Note that if a cycle-free flow contains a simple edge, it contains an extremal simple edge. \square

The following two theorems guarantee properties of flows after reducing by \rightarrow_{cb} and \rightarrow_{sp} , provided that the flow to which we apply them meets some conditions. These conditions can be achieved by a careful use of the flow rewriting system \mathbf{c} for contractions, as we see later on.

5.10 Theorem. *If all cycles in atomic flow B are fragile and $B \rightarrow_{\text{cb}} C$, then C is cycle-free.*

Proof. By induction on the number of cycles: just follow Definition 5.7 and notice that when composing D' and D'' in C , no cycles are created, so that if D' and D'' are cycle-free, so is C . \square

5.11 Example. Notice that removing one simple edge might break more than one cycle. The following flows have, respectively, two, three and two fragile cycles (not counting their inverses). Removing edges **1**, **2**, **3** or **4** breaks two cycles each:



It is easy to see that \rightarrow_{cb} and \rightarrow_{se} can introduce new simple edges along the wire labelled $\hat{2}$ and $\tilde{3}$ in Definition 5.7. This phenomenon is the main reason behind the notion of extremal simple edge.

5.12 Theorem. *If all paths in the cycle-free atomic flow B are simple and $B \rightarrow_{\text{sp}} C$, then there are no lines in C .*

Proof. By induction on the number of simple edges. We follow Definition 5.7 and its notation. We have to verify that, when composing D' and D'' in C , no lines are created. This could only happen if, in A , wire **2** were upper wire of a cointeraction and wire **3** were lower wire of an interaction; this is impossible, because **1** is an extremal simple edge. \square

5.13 Theorem. *Reductions \rightarrow_{cb} and \rightarrow_{sp} are sound.*

Proof. The proof is identical for \rightarrow_{cb} and \rightarrow_{sp} , so, to fix ideas, we prove the theorem for \rightarrow_{cb} , by induction on its definition. The basis case follows from the soundness of \rightarrow_{se} (Theorem 5.3). For the inductive case, the construction is similar to the one in the proof

of Theorem 5.3, and we see it briefly. Consider

$$\Delta = \frac{\begin{array}{c} \xi\{t^\bullet\} \\ \Delta_1 \parallel \\ \xi'\{t^\bullet\} \\ \text{ai}\downarrow \frac{\xi'\{\bar{a}^2 \vee a^1\}}{\Delta_2 \parallel} \\ \text{ai}\uparrow \frac{\zeta'\{\bar{a}^3 \wedge a^1\}}{\zeta'\{f^\bullet\}} \\ \Delta_3 \parallel \\ \zeta\{f^\bullet\} \end{array}}{\Delta_2 \parallel \zeta'\{\bar{a}^3 \wedge a^1\}}, \quad \check{\Delta}' = \frac{\begin{array}{c} \xi\{\xi\{t\}\} \\ \xi\{\Delta_1\} \parallel \\ \xi\{\xi'\{t\}\} \\ \text{aw}\downarrow \frac{\xi\{\xi'\{\bar{a}^2 \vee t\}\}}{\xi\{\Delta_2\{a^1 \leftarrow t\}\}} \\ \xi\{\zeta'\{\bar{a}^3\}\} \\ \xi\{\Delta_3\{f^\bullet \leftarrow \bar{a}\}\} \parallel \\ \xi\{\zeta\{\bar{a}^3\}\} \end{array}}{\xi\{\Delta_2\{a^1 \leftarrow t\}\}}, \quad \text{and} \quad \check{\Delta}'' = \frac{\begin{array}{c} \xi\{\bar{a}^2 \vee \zeta\{f\}\} \\ \Delta_1\{t^\bullet \leftarrow \bar{a} \vee \zeta\{f\}\} \parallel \\ \xi'\{\bar{a}^2 \vee \zeta\{f\}\} \\ \Delta_2\{a^1 \leftarrow \zeta\{f\}\} \parallel \\ \text{aw}\uparrow \frac{\zeta'\{\bar{a}^3 \wedge \zeta\{f\}\}}{\zeta'\{\zeta\{f\}\}} \\ \Delta_3\{f^\bullet \leftarrow \zeta\{f\}\} \parallel \\ \zeta\{\zeta\{f\}\} \end{array}}{\Delta_2\{a^1 \leftarrow \zeta\{f\}\}},$$

where Δ has flow B , such that $B \rightarrow_{\text{cb}} C$, and $\check{\Delta}'$ and $\check{\Delta}''$ are obtained from Δ and have flows B' and B'' , respectively, as per Definition 5.7. By induction hypothesis, there are derivations Δ' and Δ'' with flows D' and D'' such that $B' \rightarrow_{\text{cb}} D'$ and $B'' \rightarrow_{\text{cb}} D''$ and with the same premisses and conclusions of $\check{\Delta}'$ and $\check{\Delta}''$. We can compose these derivations into the following, whose flow is C :

$$\frac{\begin{array}{c} \xi\{t\} \\ \text{c}\uparrow \frac{\xi\{t\} \wedge \xi\{t\}}{\xi\{\xi\{t\}\}} \\ \text{ss}\uparrow \frac{\Delta' \parallel \xi\{\zeta\{\bar{a}\}\}}{\xi\{\bar{a} \vee \zeta\{f\}\}} \\ \text{ss}\downarrow \frac{\Delta'' \parallel \zeta\{\zeta\{f\}\}}{\zeta\{f\} \vee \zeta\{f\}} \\ \text{c}\downarrow \frac{\zeta\{f\}}{\zeta\{f\}} \end{array}}{\zeta\{f\}}.$$

□

Out of the two reductions \rightarrow_{cb} and \rightarrow_{sp} , we define two procedures, CB and SP, which use flow rewriting system \mathbf{c} to achieve the necessary preconditions for the two reductions.

5.14 Definition. For every SKS derivation Δ_0 with atomic flow A_0 , *procedure* CB (for *cycle breaking*) performs the following steps:

1. *Make cycles fragile.* Transform Δ_0 into Δ_1 , whose flow A_1 is obtained by assigning a polarity to A_0 and applying \mathbf{c} over negative contraction and cocontraction nodes belonging to cycles, until they are all positive.
2. *Break cycles.* If Δ_1 contains cycles, transform it into the procedure's output Δ_2 , whose flow A_2 is such that $A_1 \rightarrow_{\text{cb}} A_2$, where A_2 is obtained from A_1 as per Definition 5.7. (If Δ_1 is cycle-free, then $\Delta_2 = \Delta_1$.)

5.15 Theorem. *Given any SKS derivation, procedure CB produces a derivation with the same premiss and conclusion and such that its atomic flow is cycle-free.*

Proof. We refer to Definition 5.14. Step 1 transforms the given derivation Δ_0 into Δ_1 , which, by Theorems 4.20 and 4.6, exists and is such that all its cycles are fragile and its premiss and conclusion are the same as those of Δ_0 . Then, by Theorems 5.9, 5.10 and 5.13 we conclude that Δ_2 , obtained from Δ_1 in Step 2, exists, it is cycle-free and its premiss and conclusion are the same as those of Δ_1 . \square

The first and second reduction steps in Figure 7 provide an example of application of procedure CB.

5.16 Definition. For every SKS derivation Δ_2 , with cycle-free atomic flow A_2 , *procedure SP* (for *simple path*) performs the following steps:

1. *Make paths simple.* Transform Δ_2 into Δ_3 , whose flow A_3 is normal for c .
2. *Remove simple edges.* If Δ_3 contains simple edges, transform Δ_3 into the procedure's output Δ_4 , whose flow A_4 is such that $A_3 \rightarrow_{\text{sp}} A_4$, where A_4 is obtained from A_3 as per Definition 5.7. (If there are no simple edges in Δ_3 , then $\Delta_4 = \Delta_3$.)

5.17 Theorem. *Given any SKS derivation whose atomic flow is cycle-free, procedure SP produces a derivation with the same premiss and conclusion and such that, in its atomic flow, there are no lines.*

Proof. We refer to Definition 5.16. Step 1 transforms the given derivation Δ_2 into Δ_3 , which, by Theorems 4.19 and 4.6 and by Proposition 4.15, exists and is such that all its paths are simple and its premiss and conclusion are the same as those of Δ_2 . Then, by Theorems 5.9, 5.12 and 5.13 we conclude that Δ_4 , obtained from Δ_3 in Step 2, exists, there are no lines in its atomic flow, and its premiss and conclusion are the same as for Δ_3 . \square

The output of CB and SP is not normal for c , in general, as a quick look at Figure 6 shows.

5.3 Streamlining Procedures

We obtain here our main result: normalisation procedures for propositional logic that normalise generic derivations, and that entail cut elimination on proofs. We show two (similar) such procedures, but it is clear that there are many possible variations. These procedures are obtained as combinations of the reductions \rightarrow_w , \rightarrow_c , \rightarrow_{cb} and \rightarrow_{sp} . We strengthen the notion of streamlined derivation introduced in the beginning, in order to appreciate the variations in the design of the normalising procedures.

5.18 Definition. For every SKS derivation Δ_0 , *procedure Str* (for *streamlining*) performs the following steps:

1. *Break cycles.* Apply CB to Δ_0 and obtain Δ_2 .
2. *Eliminate lines.* Apply SP to Δ_2 and obtain Δ_4 .
3. *Move away weakenings and coweakenings.* Transform Δ_4 into procedure's output Δ_5 , whose flow A_5 is normal for w .

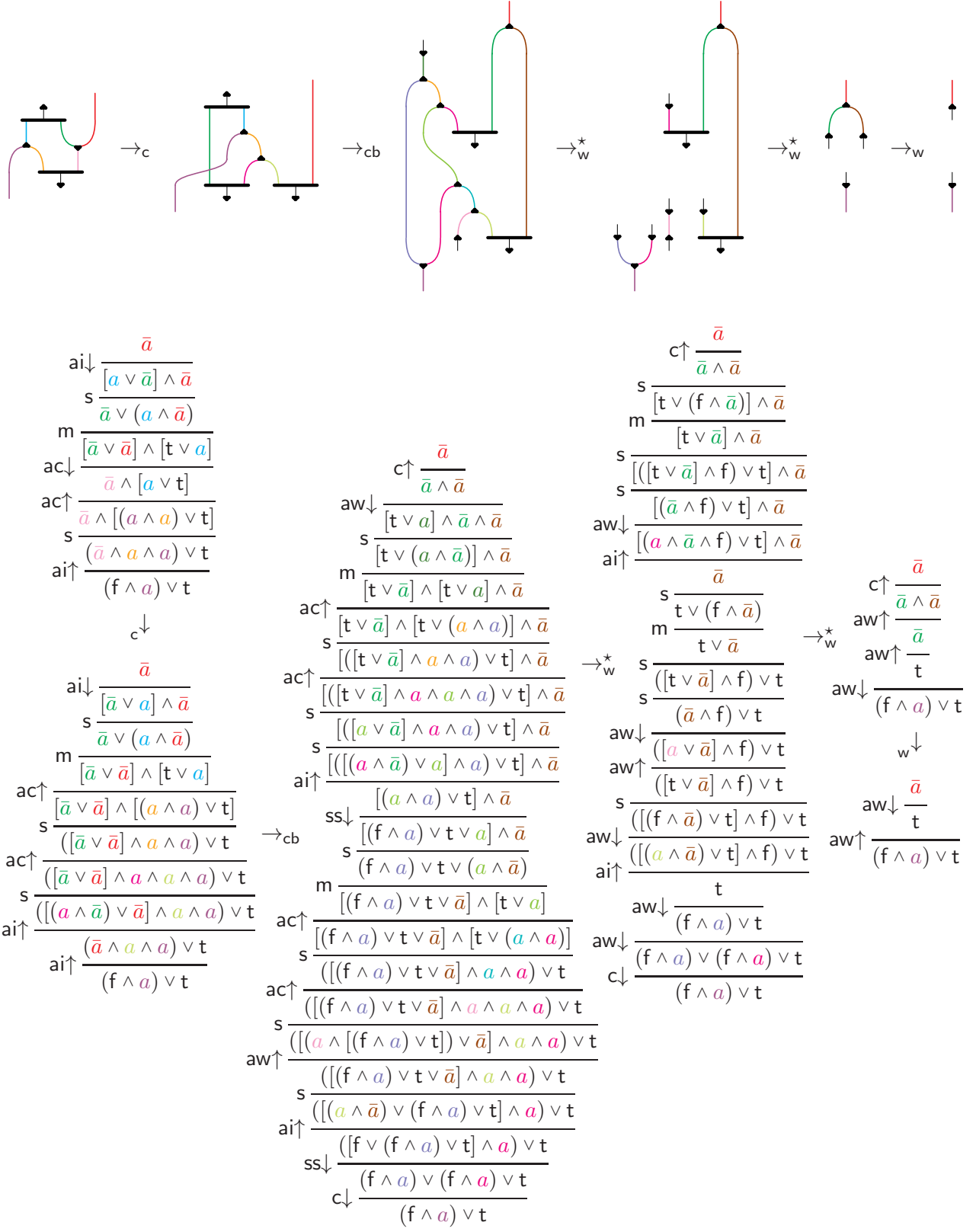


Figure 7: Example of application of procedure Str to an atomic flow.

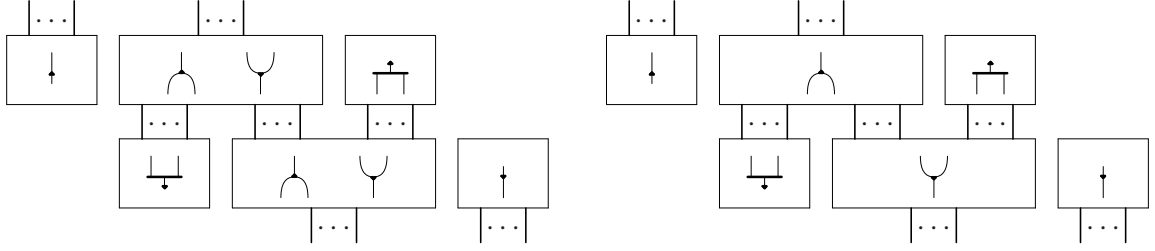


Figure 8: Super-streamlined (left) and hyper-streamlined (right) flows.

5.19 Example. In Figure 7, procedure **Str** is applied. For each flow the corresponding derivation is shown. Equations and trivial rule instances are omitted. The atomic flow we start out with has a cycle, but no simple edge. The first step is to move a contraction to create a simple edge. The second step removes the simple edge. The remaining steps are weakening reductions. The reader can apply the construction in the proof of Theorem 5.3 (or 5.13) in order to generate the third derivation. We remind that adding some switch instances will be necessary in order to ‘pull’ the units involved in interactions and cointeractions to the premiss and conclusion of the derivation to be reduced.

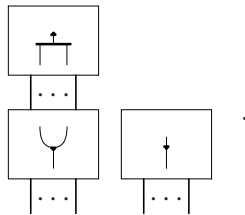
We are about to prove that procedure **Str** does more than just streamlining derivations: it turns out that Step 3 performs unnecessary reductions on weakening and coweakening nodes connected with contraction and cocontraction ones. However, the shape of the derivations produced by **Str** is notable, so we prefer to present **Str** this way, and it is understood that its definition can be weakened if strict streamlining is all that is required: we only need to apply the weakening reductions that are necessary to get streamlined derivations, and no more.

We now make precise the notion of streamlining obtained by **Str** (called ‘super-streamlining’), and a further strengthening that we explore in the rest of this section.

5.20 Definition. An SKS derivation is *super-streamlined* if it is streamlined and its associated atomic flow is normal for w . An SKS derivation is *hyper-streamlined* if it is super-streamlined and its associated atomic flow is normal for c . We say that a procedure P *super-streamlines* (resp., *hyper-streamlines*) a derivation Δ if the output of P on Δ is a super-streamlined (resp., hyper-streamlined) derivation that has the same premiss and conclusion as Δ .

5.21 Example. In Example 3.14, the second flow is streamlined, but not super-streamlined, and the third is hyper-streamlined (so, super-streamlined as well).

5.22 Remark. Figure 8 shows the shape of atomic flows associated with super- and hyper-streamlined derivations, where the boxes represent flows obtained by freely composing wires and the nodes indicated on them; compare to Remark 3.13. This is the shape of the atomic flow of a hyper-streamlined proof:



Note that a hyper-streamlined SKS proof is a KS proof.

5.23 Theorem. *Procedure Str super-streamlines (and so, streamlines) every SKS derivation.*

Proof. We refer to Definition 5.18. Theorems 5.15 and 5.17 guarantee that there are no lines in Δ_4 's flow A_4 . By Theorem 4.9, Step 3 terminates. Since no new paths are created by Step 3, and because of Remark 4.10, we can conclude that Δ_5 is super-streamlined. Since the reductions of w are sound (Theorem 4.6), the premiss and conclusion of Δ_5 are the same as those of Δ_0 . \square

Cut elimination immediately follows (see also Remark 3.15).

5.24 Corollary (Cut elimination). *Procedure Str, when applied to an SKS proof, produces a cut-free proof.*

5.25 Remark. Cut-free proofs obtained from Str do not exhibit any coweakening rule, but there might be contraction rules, since Step 2 of procedure SP might introduce some.

We can easily define a stronger procedure than Str.

5.26 Definition. For every SKS derivation Δ_0 , procedure HStr (for *hyper-streamlining*) performs the following steps:

1. *Super-streamline.* Apply Str to Δ_0 and obtain Δ_5 .
2. *Move away contractions and cocontractions.* Transform Δ_5 into procedure's output Δ_6 , whose flow A_6 is normal for c .

5.27 Theorem. *Procedure HStr hyper-streamlines every SKS derivation; moreover, when applied to an SKS proof, HStr produces a KS proof.*

Proof. We appeal to Theorem 5.23 and we note that, by Proposition 4.17, the flow of the output derivation is normal for w and c . \square

The complexity of Str and HStr is exponential on the size of the input derivation, mainly due to the recursive duplication of derivations. This is in line with the expectations for propositional logic normalisation. Normalising via \rightarrow_c also bears a potentially exponential cost, due to the contraction/cocontraction reduction. Normalising via \rightarrow_w , instead, reduces the complexity of derivations, as Figure 7 shows. These procedures can be optimised, in the sense of complexity of flows and proofs, in many ways. For example, a simple method for keeping the complexity low is to always reduce weakenings as soon as possible.

There is a source of exponential speed-ups that is worth exploring in the future. The definition of \rightarrow_{cb} and \rightarrow_{sp} is based on recursively copying and stitching together copies of an entire flow. This is so because we need to make sure that, corresponding to the flows that we stitch together, there are proper corresponding derivations. However, it is not necessary to operate on the entire flow, it would be enough to copy and stitch only the minimal flow containing a simple edge and for which a subderivation can be found. In other words, we are duplicating entire flows for the only reason that we know that they correspond to derivations, but a more sophisticated approach could be able to do better.

We know that there is no strongly normalising procedure based on \rightarrow_{se} , if by 'strongly normalising' we mean a completely liberal use of \rightarrow_{se} . However, natural constraints on \rightarrow_{se}

might lead to strong normalisation. For example, it might be possible to succeed in this if we adopt the notion of ‘minimal derivation containing a simple edge’ mentioned above. On the side of confluence, we do not see, at this point, how to achieve it with our techniques, but we still do not understand our methods enough to be positive about it.

6 Conclusions

We have shown a novel method of control for normalisation procedures. It is based on a simple, graphical formalism, called ‘atomic flows’, similar both to proof nets and flow graphs. Atomic flows appear to capture an important aspect of the normalisation process. With this technique we proved a symmetric generalisation of cut elimination for generic derivations, which seems to be desperately complicated when subjected to some traditional syntactic analysis. We and other researchers, in particular Lamarche and Straßburger, found several times that dealing with loops similar in nature to those of Figure 4 is very challenging (see for example [15, 21, 22, 27]). The similarities suggest that the techniques of the present article are probably applicable to other normalisation procedures and categorical axiomatisations of classical logic. Our methods solve the problem of finding an internal normalisation procedure for system **SKS** mentioned in [3] (Problem 8; our solution actually provides a much finer normal form than required by the problem).

We have exploited the possibility, peculiar to deep inference, of designing proof systems whose structural rules are all atomic and whose logical rules are all linear. This allows a great simplification in the geometric study of dependencies between inference rules. In comparison, the sequent calculus, for example, cannot exhibit an atomic contraction rule. This means that contractions on single atom occurrences are not independent, and so, substituting atom occurrences with more complex formulae becomes practically impossible. The success of our methods stems from the possibility of easily manipulating complex diagrams by accessing single, independent occurrences of atoms. We expect to quickly broaden the range of applications of the methods presented here, because all the major logics enjoy presentations in deep inference with atomic structural rules and linear logical ones, contrary to what is possible in any other formalism.

This work shows that cut elimination is far less a delicate property than it is usually assumed. As a matter of fact, any choice of logical inference rules, provided it makes for an implicationally complete system (so that we can recover the switch and medial rules), would leave the results presented here intact. We have also shown that the normalisation procedure itself is not delicate, and enjoys a vast range of possibilities for optimisation. It also offers hope for novel ways of computationally interpreting propositional logic.

We are currently investigating, together with Michel Parigot, the use of atomic flows in a computational interpretation of normalisation in **SKS**. We are also trying to extend our technique to the case of intuitionistic [29] and modal logics [11, 24]. Preliminary investigations with Alwen Tiu lead us to think that the procedure can be adapted in a straightforward way to his presentation of intuitionistic logic in the calculus of structures; in particular, flow polarities match Tiu’s polarities, which is an interesting phenomenon that we do not fully understand at this point. Finally, with Michel Parigot, we are using atomic flows to test the properties of a new, bureaucracy-free, deductive, deep-inference formalism that we are designing.

In future, we want to explore the relations between atomic flows and proof nets, as in [21, 22, 23, 27, 28]. We are also interested in exploring the connections between our work

and Craig’s interpolation theorem, especially in relation with the size of interpolants (see [8] for a possibly related approach to ours). There appear to be connections between atomic flows and Hughes’ combinatorial proofs [17]; we are especially interested in generating combinatorial proofs by manipulating atomic flows.

Acknowledgements. We thank Michel Parigot for feedback during the early development of atomic flows, Kai Brännler and Lutz Straßburger for comments on a draft and Alwen Tiu for stimulating discussions and for finding a mistake in an earlier version of this work.

References

- [1] Kai Brännler. Atomic cut elimination for classical logic. In M. Baaz and J. A. Makowsky, editors, *CSL 2003*, volume 2803 of *Lecture Notes in Computer Science*, pages 86–97. Springer-Verlag, 2003.
www.iam.unibe.ch/~kai/Papers/ace.pdf.
- [2] Kai Brännler. Cut elimination inside a deep inference system for classical predicate logic. *Studia Logica*, 82(1):51–71, 2006.
www.iam.unibe.ch/~kai/Papers/q.pdf.
- [3] Kai Brännler. Deep inference and its normal form of derivations. In Arnold Beckmann, Ulrich Berger, Benedikt Löwe, and John V. Tucker, editors, *Computability in Europe 2006*, volume 3988 of *Lecture Notes in Computer Science*, pages 65–74. Springer-Verlag, July 2006.
www.iam.unibe.ch/~kai/Papers/n.pdf.
- [4] Kai Brännler. Locality for classical logic. *Notre Dame Journal of Formal Logic*, 47(4):557–580, 2006.
www.iam.unibe.ch/~kai/Papers/LocalityClassical.pdf.
- [5] Kai Brännler and Alwen Fernanto Tiu. A local system for classical logic. In R. Nieuwenhuis and A. Voronkov, editors, *LPAR 2001*, volume 2250 of *Lecture Notes in Artificial Intelligence*, pages 347–361. Springer-Verlag, 2001.
www.iam.unibe.ch/~kai/Papers/lcl-lpar.pdf.
- [6] Paola Bruscoli. A purely logical account of sequentiality in proof search. In Peter J. Stuckey, editor, *Logic Programming, 18th International Conference*, volume 2401 of *Lecture Notes in Computer Science*, pages 302–316. Springer-Verlag, 2002.
cs.bath.ac.uk/pb/bvl/bvl.pdf.
- [7] Samuel R. Buss. The undecidability of k-provability. *Annals of Pure and Applied Logic*, 53(1):75–102, 1991.
- [8] Alessandra Carbone. Interpolants, cut elimination and flow graphs for the propositional calculus. *Annals of Pure and Applied Logic*, 83:249–299, 1997.
- [9] Pietro Di Gianantonio. Structures for multiplicative cyclic linear logic: Deepness vs cyclicity. In J. Marcinkowski and A. Tarlecki, editors, *CSL 2004*, volume 3210 of *Lecture Notes in Computer Science*, pages 130–144. Springer-Verlag, 2004.
www.dimi.uniud.it/~pietro/papers/Soft-copy-ps/sc11.ps.gz.
- [10] Jean-Yves Girard. Linear logic. *Theoretical Computer Science*, 50:1–102, 1987.
- [11] Rajeev Goré and Alwen Tiu. Classical modal display logic in the calculus of structures and minimal cut-free deep inference calculi for S5. *Journal of Logic and Computation*, 2007. In press.
users.rsise.anu.edu.au/~tiu/papers/cmdl.pdf.
- [12] Alessio Guglielmi. A system of interaction and structure. *ACM Transactions on Computational Logic*, 8(1):1–64, 2007.
cs.bath.ac.uk/ag/p/SystIntStr.pdf.
- [13] Alessio Guglielmi and Lutz Straßburger. Non-commutativity and MELL in the calculus of structures. In L. Fribourg, editor, *CSL 2001*, volume 2142 of *Lecture Notes in Computer Science*, pages 54–68. Springer-Verlag, September 2001.
cs.bath.ac.uk/ag/p/NoncMELLCoS.pdf.
- [14] Alessio Guglielmi and Lutz Straßburger. A non-commutative extension of MELL. In M. Baaz and A. Voronkov, editors, *LPAR 2002*, volume 2514 of *Lecture Notes in Artificial Intelligence*, pages 231–246. Springer-Verlag, October 2002.
www.lix.polytechnique.fr/~lutz/papers/NEL.pdf.

- [15] Alessio Guglielmi and Lutz Straßburger. A non-commutative extension of multiplicative exponential linear logic. Technical Report WV-02-03, Technische Universität Dresden, 2002. In the second round of revision for Mathematical Structures in Computer Science.
www.lix.polytechnique.fr/~lutz/papers/NELbig.pdf.
- [16] Yves Guiraud. The three dimensions of proofs. *Annals of Pure and Applied Logic*, 141(1-2):266–295, 2006.
www.loria.fr/~guiraudy/recherche/cos1.pdf.
- [17] Dominic J.D. Hughes. Proofs without syntax. *Annals of Mathematics*, 164(3):1065–1076, 2006.
- [18] Ozan Kahramanoğlu. Reducing nondeterminism in the calculus of structures. In M. Hermann and A. Voronkov, editors, *LPAR 2006*, volume 4246 of *Lecture Notes in Artificial Intelligence*, pages 272–286. Springer-Verlag, 2006.
wwwhomes.doc.ic.ac.uk/~ozank/Papers/reducingNondet.pdf.
- [19] Ozan Kahramanoğlu. System BV is NP-complete. *Annals of Pure and Applied Logic*, 2007. In press.
wwwhomes.doc.ic.ac.uk/~ozank/Papers/bv_npc_apal.pdf.
- [20] Yves Lafont. Interaction combinators. *Information and Computation*, 137:69–101, 1997.
- [21] François Lamarche and Lutz Straßburger. Constructing free Boolean categories. In Prakash Panangaden, editor, *20th Annual IEEE Symposium on Logic in Computer Science*, pages 209–218. IEEE, 2005.
www.lix.polytechnique.fr/~lutz/papers/FreeBool-long.pdf.
- [22] François Lamarche and Lutz Straßburger. Naming proofs in classical propositional logic. In Paweł Urzyczyn, editor, *Typed Lambda Calculi and Applications*, volume 3461 of *Lecture Notes in Computer Science*, pages 246–261. Springer-Verlag, 2005.
www.lix.polytechnique.fr/~lutz/papers/namingproofsCL.pdf.
- [23] François Lamarche and Lutz Straßburger. From proof nets to the free *-autonomous category. *Logical Methods in Computer Science*, 2(4):3:1–44, 2006.
arxiv.org/pdf/cs.LO/0605054.
- [24] Phiniki Stouppa. A deep inference system for the modal logic S5. *Studia Logica*, 2006. In press.
www.iam.unibe.ch/til/publications/to_appear/stouppa_06/file/at_download.
- [25] Lutz Straßburger. A local system for linear logic. In M. Baaz and A. Voronkov, editors, *LPAR 2002*, volume 2514 of *Lecture Notes in Artificial Intelligence*, pages 388–402. Springer-Verlag, 2002.
www.lix.polytechnique.fr/~lutz/papers/lls-lpar.pdf.
- [26] Lutz Straßburger. MELL in the calculus of structures. *Theoretical Computer Science*, 309:213–285, 2003.
www.lix.polytechnique.fr/~lutz/papers/els.pdf.
- [27] Lutz Straßburger. On the axiomatisation of boolean categories with and without medial. *Theory and Applications of Categories*, 2007. In press.
www.lix.polytechnique.fr/~lutz/papers/medial.pdf.
- [28] Lutz Straßburger and François Lamarche. On proof nets for multiplicative linear logic with units. In J. Marcinkowski and A. Tarlecki, editors, *CSL 2004*, volume 3210 of *Lecture Notes in Computer Science*, pages 145–159. Springer-Verlag, 2004.
www.lix.polytechnique.fr/~lutz/papers/multPN.pdf.
- [29] Alwen Tiu. A local system for intuitionistic logic. In M. Hermann and A. Voronkov, editors, *LPAR 2006*, volume 4246 of *Lecture Notes in Artificial Intelligence*, pages 242–256. Springer-Verlag, 2006.
users.rsise.anu.edu.au/~tiu/localint.pdf.
- [30] Alwen Tiu. A system of interaction and structure II: The need for deep inference. *Logical Methods in Computer Science*, 2(2):4:1–24, 2006.
arxiv.org/abs/cs.LO/0512036.