

Sound Generation by a Turbulent Flow in Musical Instruments — Multiphysics Simulation Approach —

Taizo Kobayashi[†], Toshiya Takami[†], Kin'ya Takahashi[‡], Ryota Mibu[†], and Mutsumi Aoyagi[†]

[†] Research Institute for Information Technology, Kyushu University
6-10-1 Hakozaki, Higashi-ku, Fukuoka 812-8581, Japan

[‡]The Physics Laboratories, Kyushu Institute of Technology
Kawazu 680-4, Iizuka 820-8502, Japan

Abstract

Total computational costs of scientific simulations are analyzed between direct numerical simulations (DNS) and multiphysics simulations (MPS) for sound generation in musical instruments. In order to produce acoustic sound by a turbulent flow in a simple recorder-like instrument, compressible fluid dynamic calculations with a low Mach number are required around the edges and the resonator of the instrument in DNS, while incompressible fluid dynamic calculations coupled with dynamics of sound propagation based on the Lighthill's acoustic analogy are used in MPS. These strategies are evaluated not only from the viewpoint of computational performances but also from the theoretical points of view as tools for scientific simulations of complicated systems.

1. Introduction

Scientific simulations have been widely used to study complicated dynamic properties of physical and chemical systems along with the recent development of high-performance computing environments. However, when we investigate a large, complicated system, which involves multiple scaled dynamics in space and time forming a dynamically hierarchical structure in the phase space, the method of the direct numerical simulation (DNS) faces a serious obstacle. That is, relatively large resources are required to achieve precise description of the whole behavior of the target system. This is just the case for which we may introduce an alternative approach based on multiphysics simulations (MPS). In MPS, 1) the target systems are divided into smaller parts described by relatively simple physics; 2) each separated component is simulated indepen-

dently according to the individually governing equation; 3) communication among separated components including the dynamical interactions is achieved by using "coupled simulation techniques", in which a mediator plays a role of an information center for MPS to control information among the extensive computational resources.

Acoustic sound generation in musical instruments[4] is an interesting target of the numerical study, for which a careful consideration in modeling physical processes as well as program codes is required to reproduce experimental results. Many works have been published using empirical instrumental models [1, 7, 9] and it has been revealed that complicated dynamics are induced by the coupling between airflows and generated sounds. Recent studies on sound production in air-reed instruments, e.g. flute, recorder, organ pipe and so on, often simulate jet oscillation by a resonator or turbulent dynamics with vortex shedding using high-performance computing methods [4, 5, 11]. However, those approaches seem to achieve no more than partial success. Thus, it is generally difficult to execute DNS calculations for sound generation since the calculations of compressible fluid dynamics in three dimensional configurations are still too heavy in the usual computer environments. One of the difficulties of the sound simulation can be found in difference of the energy scale between turbulent flows and radiated sounds, where the energy of the airflow is 10^5 times larger than the sound generated under typical conditions in playing musical instruments. It is practically impossible to study such problems of multi-scale properties by using the DNS. Indeed, the larger resource is required to calculate detailed behaviors in the parts of the smallest scales. MPS or multiscale simulations (MSS) seem to provide a breakthrough to solve those problems. Furthermore, technical advantages of the MPS approach, which is also called hybrid methods, are generally known in computational aeroacoustics[12].

On the mechanism of the sound production by fast air-flow around objects, there have been many theoretical and numerical works on the interaction between fluid dynamics and acoustic sounds[12]. The standard approach by the Lighthill's acoustic analogy[6] is widely used both in the recent reseaches based on the DNS strategy and the approximate studies using Large-Eddy Simulations (LES) of incompressible fluid dynamics.

In this paper, we apply the MPS technique to the sound production by turbulent flows in musical instruments, where a consistent coupling between the turbulent flow dynamics and the sound propagation is considered. This paper is organized as follows. The basic theoretical and mathematical descriptions on the sound generation are briefly reviewed in section 2. Based on the theory, the coupled simulation system of the turbulent flow and the sound propagation is constructed in section 3. In section 4, computational costs for DNS and MPS approaches are evaluated, and the concluding remark will be given in the last section.

2. Theories for sound generation

The origin of sounds in flutelike instruments is usually considered as the jet oscillations, vortex shedding, and turbulences. In this section, we briefly review the basic theories on these sound production in musical instruments.

2.1. Lighthill's acoustic analogy

The sound radiated from a finite region of turbulent flow is estimated by Lighthill's theory on the acoustic analogy. This provides a general approach to compute the field where the acoustic pressure is generated by a function of the Lighthill tensor[3, 6, 8]

$$T_{ij} = \rho u_i u_j + (p - c_0^2 \rho) \delta_{ij} - \sigma_{ij}. \quad (1)$$

Under some assumptions, it is known that only the main term of T_{ij} , i.e., $\rho u_i u_j$, is necessary. Then, the wave equation of sounds for the density of the fluid is

$$\frac{\partial^2 \rho}{\partial t^2} - c_0^2 \frac{\partial^2 \rho}{\partial x_i^2} = \frac{\partial^2 T_{ij}}{\partial x_i \partial x_j} \quad (2)$$

It is important that the Lighthill equation is an exact restatement of the Navier-Stokes equations[3]. This is the best starting point for the multiphysics approach explained in the next section since the mathematically exact representation is known. However, it should be noted that the validity of this description in the later time of the dynamics is still non-trivial. In the noise production simulations from turbulent flows, the Lighthill's analogy seems to work well [3, 8]. Since the noise propagates far from the source region in the fluid immediately, complex effects with delayed or nonlinear interactions seem to be small.

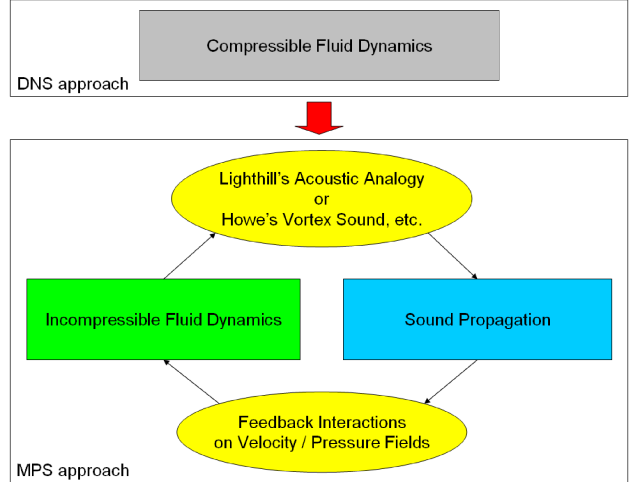


Figure 1. Schematic picture of multiphysics simulation system for musical instruments

2.2. Nonlinear feedback in instruments

In the musical instruments, oscillating energy of the generated sound can feed back to the flows after an interaction with the resonator. This feedback effect plays the important role in the sound generation in musical instruments while it can make the problem complicated and difficult [2, 4, 9].

In the usual approach to the dynamics in the instruments, empirical models are used to simulate the complicated nature from resonance and oscillation [4]. In order to clarify the mechanism of the oscillation, such a model approach often produces good results. However, if we study the detailed theoretical mechanisms in feedback interactions from a sound pressure to the fluids, simulations with more realistic models should be used. In the next, one of such approach using simulation techniques will be presented.

3. Multiphysics simulation

Since the acoustic sound is an elastic wave on the air, the sound generation by turbulent airflows in musical instruments is fully simulated by the compressible fluid dynamics calculation on detailed models of the instruments with appropriate boundary and initial conditions. If we require sufficient accuracy to the result through the DNS calculation, high-performance computing will be necessary. The approach of the present work is opposite, where active partitioning of the simulation system into several components with different physical properties is introduced. This partitioning of the whole system is based on the physical insight and the integration is performed by the MPS technique.

In the present problem, the sound generation in musical

Table 1. Mesh properties (two dimensional)

# Cells	# Faces	# Points
12400	25070	12671

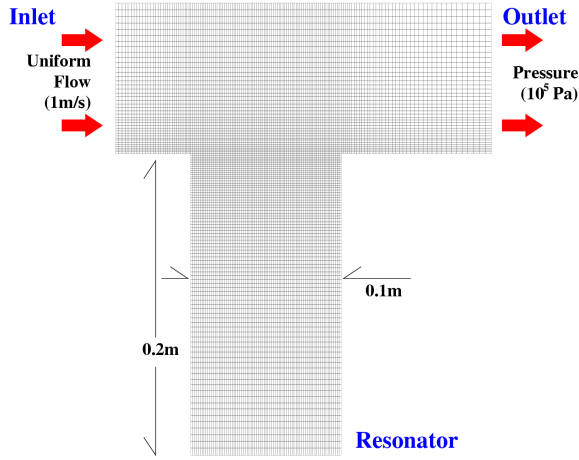


Figure 2. Mesh structures of the inlet, outlet, and resonator.

instruments, the total system is divided into a part subject to incompressible fluid dynamics by Navier-Stokes equations and another part for sound propagation and radiation by wave equations. These are calculated simultaneously with appropriate coupling dynamics between fluid dynamics and acoustic waves. The schematic picture of this total simulation system is given in Fig. 1.

The model of the instrument in the present work has the simplest box-resonator shape (Fig. 2) since the main subject of this work is to demonstrate how useful the multiphysics approaches are. The number of generated mesh is shown in Table 1. The boundary conditions of this simulation are following: At the left inlet, a uniform flow with 1 (m/s) is added, and it runs through over the resonator to the right outlet where the pressure is given 1 bar (= 10^5 Pa). The upper wall is a non-friction wall with a velocity 1 (m/s) as the fluid, and at the other walls, the velocity is a constant 0, and the pressure is zero-gradient. The mesh creation is done by `blockMesh` utility distributed within the open-source software package `OpenFOAM-1.4`.¹

3.1. Incompressible Large Eddy Simulation

Flows in the musical instruments are considered as turbulent while they have relatively low Mach and Reynolds numbers. There are many numerical techniques to obtain time-evolution of turbulent flows. Recently, Large-Eddy

¹OpenFOAM: <http://www.openfd.co.uk/openfoam/>

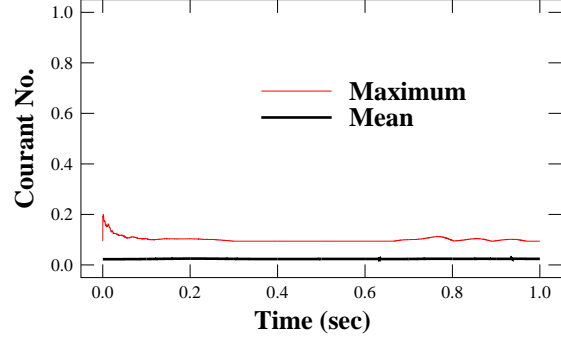


Figure 3. Courant No. of the whole time evolution (1 second).

Simulation (LES) is introduced as a rather new tool in the field of aeroacoustics, and is often used to simulate complicated fluid evolutions with turbulence. In the present work, LES is used to calculate incompressible flows in the instruments with appropriate thermo-physical parameters. Although smaller scales are represented by the so-called sub-grid models in this method, it has been studied that acoustic sounds generated by turbulent flows can be reproduced by the use of this model [3, 8]. The LES equations using index notation and the summation convention for spatially averaged field values are given by

$$\frac{\partial \bar{u}_i}{\partial t} + \frac{\partial \bar{u}_i \bar{u}_j}{\partial x_j} = -\frac{\partial \bar{p}}{\partial x_i} + 2\mu \frac{\partial \bar{S}_{ij}}{\partial x_j} - \frac{\partial \bar{\tau}_{ij}}{\partial x_j}, \quad (3)$$

$$\frac{\partial \bar{u}_i}{\partial x_i} = 0, \quad (4)$$

where \bar{u}_j is a velocity field, ρ_0 is a constant density,

$$S_{ij} \equiv \frac{1}{2} \left(\frac{\partial \bar{u}_j}{\partial x_i} + \frac{\partial \bar{u}_i}{\partial x_j} \right) \quad (5)$$

is a strain tensor, and

$$\bar{\tau}_{ij} \equiv \bar{u}_i \bar{u}_j - \bar{u}_i \bar{u}_j \quad (6)$$

is a subgrid scale tensor.

The computations are performed on a PC with Dual Xeon processors since this is a test execution on the two dimensional minimum model. The numerical scheme is based on the finite volume method (FVM) and the time evolution scheme is the second order implicit method. The total execution time was about three hours with $\Delta t = 10^{-4}$ (sec). The Courant numbers in the whole time evolution are shown in Fig. 3. Snapshots of the results are presented in Fig. 4, where the absolute values of the velocity \bar{u} are shown at the times $t = 0.01$, $t = 0.1$, and $t = 1.0$ (sec).

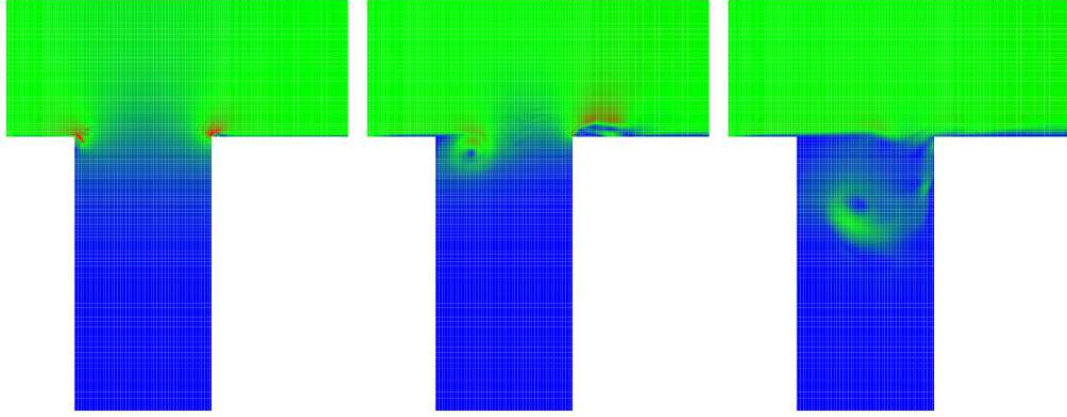


Figure 4. Snapshot of incompressible fluid at $t=0.01, 0.1, 1.0$ (sec) (from left to right).




Figure 5. Lighthill's acoustic source term at $t=0.01, 0.1, 1.0$ (sec) (from left to right).

3.2. Sound production

Sound generation and propagation are represented in a wave equation with Lighthill's source terms,

$$\frac{\partial^2 \rho'}{\partial t^2} - c_0^2 \frac{\partial^2 \rho'}{\partial x_i^2} = \frac{\partial^2 \bar{T}_{ij}}{\partial x_i \partial x_j}. \quad (7)$$

where ρ' represents a density by sound propagation, and T_{ij} is the Lighthill stress tensor which can be approximated by

$$\bar{T}_{ij} = \rho_0 (\bar{u}_i \bar{u}_j + \bar{\tau}_{ij}). \quad (8)$$

This term can be obtained even in LES calculation if we use the subgrid scale tensor, Eq. (6).

In Fig. 5, the distribution of the Lighthill's source term, the right-hand-side of Eq. (7), is shown. From the comparison with Fig. 4, the sound sources are found around small areas where the flows are turbulent and spatially non-uniform, i.e., near the corners or edges of walls. In addition

to these, we can find that vortices become the sound source if they move, while it seems that a stable vortex shown in the figure of $t = 1.0$ does not produce sounds.

3.3. Closing the coupling

In noise production simulations widely performed by DNS and LES, the situation is rather simple since the noise is assumed to be spread out. However, in musical instruments, interactions between airflows and filtered sounds by a resonator must be considered. The sound is a density wave on the air as a compressible fluid while the MPS system studied in the present work is based on the incompressible fluid dynamics calculation. In order to take into account the feedback effect from the sound to the fluid, extra-terms must be introduced. There are no standard and established strategies on the feedback interaction so far.

We can present several forms to introduce the backward

interaction. If we assume that the air is ideal gas, we can use the equation of state for an ideal gas,

$$p = \rho RT \quad (9)$$

where R is the gas constant and T is the temperature. In the incompressible LES calculation, the density ρ was fixed $\rho = \rho_0$. When we define small fluctuation term $\Delta\rho \equiv \rho' - \rho_0$ by the sound propagated, an additional term

$$p \Rightarrow p + RT\Delta\rho \quad (10)$$

can be introduced. Then, this makes a closed loop to the velocity field through the LES equation Eq. (3). What terms are necessary and sufficient should be evaluated through these simulation studies.

4. Computational costs

In this section, we estimate computational costs of multiphysics simulations of musical instruments which is compared to those of the direct numerical simulation. So far in the present paper, only two dimensional models are studied. In this section, the cost will be estimated for three dimensional models.

4.1. Memory requirements

In our simulations described in the previous section, LES calculation scheme is used where the stable results can be obtained even if small scaled dynamics arises. However, if we use DNS calculation for incompressible fluids based on other numerical schemes, finer mesh description is required for longer execution of the dynamics. For two dimensional models, memory resources required may be still small compared to the total amount of memory available in the current computers. For three dimensional models, the memory increase by representing the fine structures of the compressible fluids is rather critical and the amount of memory required will be an order of 10GBytes. This may not be impossible when we implement the parallel computation over distributed memory machines, but the performance of the program depends deeply on the memory management. Thus, the increase of the memory makes longer the execution time of the total simulation.

4.2. Execution time

When we use the MPS approach, the mesh structures for the fluid dynamics and the sound propagation can be defined separately. The spatial mesh size Δx for the fluid is determined by the finest structure to be studied, and $\Delta t \simeq \Delta x/U$ of the fluid dynamics can be chosen rather large since the velocity U of the fluid is small (~ 1 (m/s) in instruments).

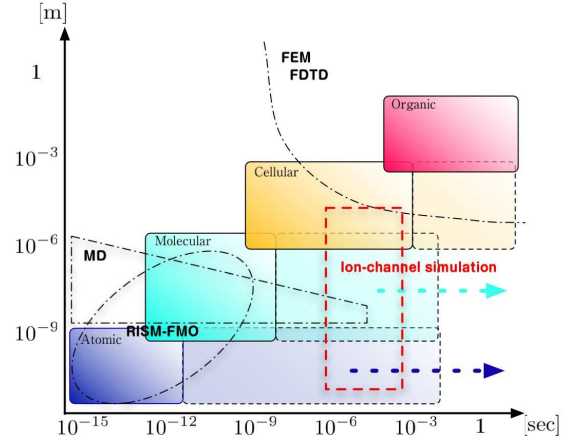


Figure 6. Multiscale and multiphysics simulation describing the nature.

For representation of the sound propagation, rather coarse mesh can be chosen since the spatial structure is not so complicated around the basic frequency of the resonance. On the other hand, time variable must be chosen rather small because of the large velocity of the sound (~ 340 m/s at normal temperature).

If we perform DNS calculation for the same system, a sufficiently fine representation for both the space and time must be chosen so that the compressible fluid dynamics with the fast density waves is properly simulated. Then, the computational time will be more than 10^2 times longer compared to the MPS approach. In our two dimensional case, the CPU time for one step calculation $\Delta t = 10^{-4}$ is about 1 second. It seems difficult to execute three dimensional DNS calculations unless fine-tuned parallel programs are developed and large-scale computer environments are available.

5. Conclusions

In the present work, acoustic sound production was simulated using MPS approach which couples incompressible fluid dynamics calculation by LES method and sound propagation by wave equations. It was apparent that the amount of computational costs is rather small for the MPS case compared to the DNS approach, where the separation of those programs was essential for systems with different energy scales more than 10^5 .

This types of multiscale properties can be found in various realistic systems (see Fig. 6). In the present system, incompressible Navier-Stokes equations are established as basic equations to be solved, and the DNS approach still works if we could provide sufficient computational resources. On the other hand, there are many cases that it is difficult to in-

roduce a theory of description or a set of equations for the whole system, when each component in the system has a different scale or the total system is constructed from components with originally different description[10]. Description of the physics is hierarchical, and a special approximation valid only to the scale is often used. Then, it is difficult to determine which theory (or approximation) is basic. Thus, multiphysics or multiscale approaches are significant, and direct simulations can be useless even if sufficient computational resources are available.

References

- [1] S. Adachi and M. Sato. Time-domain simulation of sound production in the brass instrument. *J. Acoust. Soc. Am.*, 99:1219–1226, 1996.
- [2] S. Adachi and M. Sato. Trumpet sound simulation using a two-dimensional lip vibration model. *J. Acoust. Soc. Am.*, 99:1200–1209, 1996.
- [3] B. J. Boersma. Large eddy simulatoin of the sound field of a round turbulent jet. *Theoret. Comput. Fluid Dynamics*, 19:161–170, 2005.
- [4] N. H. Fletcher and T. D. Rossing. *The Physics of Musical Instruments*. Springer-Verlag, New York, 2nd edition, 1998.
- [5] H. Kühnelt. Simulating the sound generation in flutes and flue pipes with the lattice-bolzmenn-method. *Proceeding of ISMA*, pages 251–254, 2004.
- [6] M. J. Lighthill. On sound generated aerodynamically. *Proc. R. Soc. London Ser. A*, 211:564–587, 1952.
- [7] R. T. Schumacher. Ab initio calculation of the oscillation in a clarinet. *Acoustica*, 48:71–85, 1981.
- [8] C. Seror, P. Sagaut, C. baily, and D. Juvé. On the radiated noise computed by large-eddy simulation. *Physics of Fluids*, 13(2):476–487, 2001.
- [9] T. Tachibana and K. Takahashi. Sounding mechanism of a cylindrical pipe fitted with a clarinet mouthpiece. *Prog. Theor. Phys.*, 104:265–288, 2000.
- [10] T. Takami, J. Maki, J. Ooba, T. Kobayashi, R. Nogita, and M. Aoyagi. Interaction and localization of one-electron orbitals in an organic molecule: Fictitious parameter analysis for multiphysics simulations. *J. Phys. Soc. Jpn.*, 76(1):013001, 2007, arXiv: nlin.CD/0611042.
- [11] J. Tsuchida, T. Fujisawa, and G. Yagawa. Direct numerical simulation of aerodynamic sounds by a compressible cfd scheme with node-by-node finite elements. *Comput. Methods Appl. Mech. Engrg.*, 195:1896–1910, 2006.
- [12] C. Wagner, T. Hüttl, and P. Sagaut, editors. *Large-Eddy Simulation for Acoustics*. Cambridge, 2007.