

# The thermodynamics for a hadronic gas of fireballs with internal color structures and chiral fields

Ismail Zakout<sup>123</sup> and Carsten Greiner<sup>1</sup>

<sup>1</sup> *Institut für Theoretische Physik,*

<sup>2</sup> *Frankfurt Institute for Advanced Studies,*

*J. W. Goethe Universität,*

*Max von Laue Straße 1,*

*D-60054 Frankfurt am Main, Germany and*

<sup>3</sup> *Laboratory for Particle Physics and Cosmology,*

*Harvard University, Cambridge MA 02138, USA*

(Dated: March 1, 2022)

## Abstract

The thermodynamical partition function for a gas of color-singlet bags consisting of fundamental and adjoint particles in both  $U(N_c)$  and  $SU(N_c)$  group representations is reviewed in detail. The constituent particle species are assumed to satisfy various thermodynamical statistics. The gas of bags is probed to study the phase transition for a nuclear matter in the extreme conditions. These bags are interpreted as the Hagedorn states and they are the highly excited hadronic states which are produced below the phase transition point to the quark-gluon plasma. The hadronic density of states has the Gross-Witten critical point and exhibits a third order phase transition from a hadronic phase dominated by the discrete low-lying hadronic mass spectrum particles to another hadronic phase dominated by the continuous Hagedorn states. The Hagedorn threshold production is found just above the highest known experimental discrete low-lying hadronic mass spectrum. The subsequent Hagedorn phase undergoes a first order deconfinement phase transition to an explosive quark-gluon plasma. The role of the chiral phase transition in the phases of the discrete low-lying mass spectrum and the continuous Hagedorn mass spectrum is also considered. It is found crucial in the phase transition diagram. Alternate scenarios are briefly discussed for the Hagedorn gas undergoes a higher order phase transition through multi-processes of internal color-flavor structure modification.

## I. INTRODUCTION

The thermodynamical description of the strongly interacting hadronic matter can be approximated by a free gas with a modified level density of hadronic states. This new level density is given by the statistical bootstrap equation. A solution to this equation exists only for some range of parameters [1, 2]. It has been argued that the statistical evaluation of the mass spectrum in the bag made using the micro-canonical ensemble behaves the strong bootstrap model [3, 4]. Naively, the thermodynamics implied by this hadronic mass-spectrum has a limiting temperature  $T_0$ . The bootstrap model with internal symmetry [5, 6] of the fireball provides subsidiary variables and allows for new types of phase transitions. The fireballs, described by the bags of confined quark and gluon components, stand for excited exotic hadrons. They are denoted as the hadronic bubbles or more definitely as the Hagedorn states. The Hagedorn states are defined by the fireballs which are consisting quarks and gluons in the color-singlet states. The confrontation with the experiment is made by projecting the color-singlet states for the non-Abelian color gauge symmetry. In the simple model, it is assumed that there are no interactions among the color charges in the model except for a color-singlet constraint from the confinement assuming the results are stable to the introduction of small interaction terms. Gross and Witten [7] have studied the action for fundamental particles in the large- $N_c$  limit of the two-dimensional  $U(N_c)$  lattice gauge theory. Using the functional integral method of Brezin, Itzykson, Parisi and Zuber [8] in the large  $N_c$ -limit. The action is explicitly evaluated for all fixed weak-strong coupling  $\lambda_{WS} = N_c g^2$  by steepest-descent methods. In this limit, particular configuration totally dominates the functional integral. The Vandermonde determinant, which appears in the measure of the lattice gauge theory also contributes a potential term. Their solution suggests the existence of Gross-Witten point for a third order phase transition from weak-to strong-coupling  $\lambda_{WS}$  interaction in the large- $N_c$  four dimensional lattice gauge theory. They have also mentioned that the occurrence of such a phase transition would not mean that the large- $N_c$  theory does not confine but more precisely that the occurrence of such a phase transition are not described by the same analytic functions. This means that the behavior of the mass spectral density must be modified at the Gross-Witten point.

The Gross-Witten solution [7] is also obtained for quarks and gluons by solving the singular integral equation. The third order phase transition point is determined when the

solution of the singular integration is evaluated over an open contour rather than a closed one [9, 10, 11]. The method given by Azakov, Salomonson and Skagerstam [11] leads to the singular integration over either closed or open contour. They have considered gluons and quarks by solving the resultant singular integral equation and they have obtained a third order phase transition point. They have derived the phase transition point considering two possibilities. The first one is the integration over a closed contour while the other possibility is the integration over an open contour. The phase transition takes place when the integration is performed over an open contour rather than the closed one. These two possibilities complicate the solution in the realistic case. The order of the phase transition is assumed to be the same even for arbitrary constituent mass [12]. It is interesting to note here that the authors of Ref. [11] have shown the existence of critical chemical potential  $\mu_c$  such as that for  $T > 0$  the physical properties for the low-lying spectrum are unaffected by the chemical potential  $|\mu| < \mu_c$ . This means that generalizing and extending the results for zero chemical potential to the diluted nuclear matter with a small chemical potential is satisfactory though more thorough investigation is required in particular when the chemical potential exceeds the critical value. The low temperature phase has free energy of  $O(N_c^0)$ , interpreted as a gas of mesons and glueballs while the high-temperature phase has free energy of order  $O(N_c^2)$  which is interpreted as exotic color-singlet bags of adjoint gluons and of fundamental and anti-fundamental quarks.

The deconfining phase transition in  $SU(N_c)$  gauge theories have been studied at nonzero temperature using a matrix model of Polyakov loops [13, 14, 15]. This model has been also extended for nonzero density. The effective action for loops starts with a potential term. At large  $N_c$ , the action is dominated by the loop potential. It has been demonstrated that the Gross-Witten model represents an ultra-critical point where the deconfining transition at  $N_c = \infty$  is close but not at the Gross-Witten point. Although masses vanish at the Gross-Witten point, the transition is found of first order and it has been suggested that at finite  $N_c$ , the fluctuations can drive the theory much closer to the Gross-Witten point [13, 14, 15].

The thermodynamics of quark jets with an internal color structure has been considered in the context of a one dimensional quark gas [16, 17, 18]. It is considered based on an exact Hamiltonian formalism where the quarks are treated as classical particles but their interactions through the group theory  $U(N_c)$  or  $SU(N_c)$  gauge fields are treated exactly [16, 17, 18, 19, 20].

The class of theories on a compact spatial manifold with fundamental flavors and adjoint gluons are also found undergo a third order deconfinement phase transition at a temperature  $T_c$  proportional to the inverse length scale of the compact manifold [21]. The same thermodynamic behavior of the deconfinement transition for large  $N_c$  at zero and weakly coupling is found for a wide class of toy models such as  $\mathcal{N} = 4$  super Yang-Mills theory. It is argued that AdS black hole thermodynamics is related to Hagedorn thermodynamics [22]. Sundborg [22] has calculated the partition sums for  $\mathcal{N} = 4$  super Yang-Mills on  $S^3$  and he has discussed the connections with gravitational physics. It have been speculated that on a dual string theory interpretation that the deconfinement transitions are always associated with black hole formation and furthermore that the intermediate temperature phase associated with second order deconfinement transitions would be dual to a string theory in a background dominated by a strange new type of stable black hole [23, 24, 25]. Indeed, the Gross-Witten point and the Hagedorn states remain very exciting and rich physics. For example, in the language of AdS/CFT duality, the Horowitz-Polchinski point for a small black hole should correspond to a Gross-Witten transition. This can be related to the phase transition for the small black hole to a big black hole [26].

The internal color symmetry of the bound state remains to be of a color-singlet state even for finite temperature and chemical potential due to the color confinement. The discrete low-lying hadronic mass spectrum is generated by the broken chiral symmetry. The internal color structure of the hadronic bag of quarks and gluons for hadronic states above the known discrete low-lying hadronic mass spectrum remains in a total color-singlet state. In the realistic calculations, the internal color structure is imposed in the partition function for the hadronic bubbles [27]. When the temperature reaches the critical one, color is expected to be liberated and chiral symmetry is restored. QCD predicts a phase transition from the hadronic phase to a deconfined quark-gluon plasma. The hadronic phase consists of the whole hadronic mass spectrum including resonances of all known particles. Hardcore repulsive forces can be represented by the excluded volume. The effects from strong interactions are included by adding a free gas of hadronic bubbles which are bags of constituent quarks and gluons with a specific internal color-flavor structure. The hadronic bubbles remain in overall color-singlet states, despite the complexity of the internal color-flavor structure. The bubble's size grows up but retains its own internal color symmetry with increasing the baryonic density at low temperature. The volume fluctuations are expected to be suppressed

whenever the bags start to overlap with each other at large chemical potential. When the temperature increases, the bag's surface is deformed and smeared out until the bubbles dissociate eventually at the critical temperature. It is expected that the bubble's volume fluctuation increases at high temperature in contrast to the cold dense hadronic matter where the bubbles tend to squeeze each other. The strength of the volume fluctuations is presumed to modify the details of the phase transition diagram [28].

The (grand-) canonical ensemble and its Laplace transform to the micro-canonical ensemble for gluonic bags or glueballs was derived by Kapusta [3, 4] without imposing any color constraint. The internal symmetry constraint was originally introduced for the statistical bootstrap model [5, 6]. The bootstrap density of states can be derived from the MIT bag model. In the hadronic phase, the highly excited fireballs derived from the bootstrap equation are hadronic bubbles of confined quarks and gluons in a net color-singlet state [29, 30, 31, 32, 33, 34]. Gorenstein *et. al.* [35, 36, 37, 38] have studied the gas of bags using the isobaric partition function. Auberson *et. al.* [39] have studied the phase transition to the deconfined quark-gluon plasma by considering the asymptotic Gaussian volume fluctuations. The order and the shape of the phase transition have been studied in details [28]. It is shown that the color-singlet constraint imposed on the bag states is not only the critical condition for the existence of the phase transition to an explosive quark-gluon plasma. Therefore, the appearance of the deconfined phase transition depends essentially on the volume fluctuations beside the internal color structure constraints. Recently, it has been suggested that the phenomenology of hadronic bubble internal structure decides the order of the phase transition for low chemical potential and high temperature [28, 40].

In the present work the partition function is written as a function of the thermal running parameter  $\lambda$ . This thermal running parameter is related to the Gross-Witten weak-strong coupling  $\lambda_{WS}$  as follows  $\lambda/N_c^2 = 1/\lambda_{WS}$ . Therefore, the weakly interaction corresponds the large thermal running  $\lambda > \lambda_{\text{critical}}$  while the strong interaction is analogous to the small thermal running  $\lambda < \lambda_{\text{critical}}$ .

The outline of the present paper is as follows. In section II, we review the partition function in the Hilbert space for various statistics for the gas of particles with a specific internal color symmetry. The partition function is derived for an ideal gas. The sum of states for particles confined in the cavity is presented for the convenience in the realistic calculations. The extension to a specific geometry and other degree of freedom in the conformal fields

such as the super-symmetry Yang-Mills theory is mentioned. The invariance measure which is used to project a specific internal color state is presented in Section III. The invariance measure is given by the Vandermonde determinant for the  $U(N_c)$  and  $SU(N_c)$  theoretic groups. It is shown that the Vandermonde determinant have two different asymptotic approximations. The first asymptotic approximation is appropriate when the color charges are distributed uniformly over the entire circle. While the second one is more appropriate when in the color charges become more dominated in a specific physical range. In Section IV, we review the spectral density of the color eigenvalues method. It has been studied by Gross and Witten to discover the critical Gross-Witten point. This method is reviewed for the fundamental particles and the phase transition point is given. In Section V, we present an alternate method to derive the critical point for the phase transition. This method is based on the Gaussian-like saddle points method and it is more appropriate in the theoretic nuclear physics and realistic calculations. It has be considered by several authors [28, 29, 30, 34, 41]. In Section VI, the gas of adjoint particles is reviewed in the context of two different methods. Since in the realistic situation we have a gas of fundamental as well as adjoint particles, the physics of the phase transition for a gas consisting of different particle species and satisfying various statistics is studied in section VII. At first, we demonstrate the calculation for the Maxwell-Boltzmann's statistics for fundamental and adjoint particles. The realistic confined quark and gluon bag is considered in detail. The adjoint gluons which are obeying the Bose-Einstein statistics and the fundamental quarks and antiquarks which are obeying the Fermi-Dirac statistics are considered in computing the partition function and finding the phase transition's critical point. The micro-canonical ensemble as a density of states is presented in section VIII. The micro-canonical ensemble is derived from the inverse Laplace transform of the grand-canonical one. The critical mass for emerging the fireballs which are obeying the Maxwell-Boltzmann statistics is demonstrated at first and then the realistic critical mass for emerging the Hagedorn states is given. In section IX, the density of states is derived using the statistical evaluation of the micro-canonical ensemble. The derivation is given along the lines of Kapusta [3] but the internal color symmetry is considered explicitly in our calculations. The thermodynamics for the gas of bags with the excluded volume repulsion is presented in section X. We summarize the conditions for the phase transition in the context of the isobaric partition function construction. Furthermore, various scenarios for the phase transition are given. The role of the chiral symmetry restoration phase tran-

sition in the hadronic matter and quark-gluon plasma phase diagram is given in section XI. Finally, our conclusion is given in section XII.

## II. THE CANONICAL PARTITION FUNCTION

The canonical ensemble for the gas of fundamental particles in the Hilbert space is given by the tensor product of the Fock spaces of particles and antiparticles

$$Z_{q\bar{q}}(\beta) = \int_{SU(N_c), U(N_c)} d\mu(g) \left[ \text{Tr}_q \hat{U}_q(g) e^{-\beta \hat{H}_q} \right] \left[ \text{Tr}_{\bar{q}} \hat{U}_{\bar{q}}(g) e^{-\beta \hat{H}_{\bar{q}}} \right]. \quad (1)$$

On the other hand, the canonical ensemble for the gas of fundamental and adjoint particles is given by the tensor product of fundamental particles, antiparticles and adjoint particles' Fock spaces. This tensor product reads

$$Z_{q\bar{q}g}(\beta) = \int_{SU(N_c), U(N_c)} d\mu(g) \left[ \text{Tr}_q \hat{U}_q(g) e^{-\beta \hat{H}_q} \right] \left[ \text{Tr}_{\bar{q}} \hat{U}_{\bar{q}}(g) e^{-\beta \hat{H}_{\bar{q}}} \right] \left[ \text{Tr}_g \hat{U}_g(g) e^{-\beta \hat{H}_g} \right], \quad (2)$$

where the notation  $\text{Tr}_{q,\bar{q},g}$  is the trace in each Fock space. We adopt the notation  $\text{Tr}$  in order to distinguish the single particle statistics from the trace  $\text{tr}_c$  over the color degrees of freedom. In each Fock space there exists basis that diagonalizes both operators as long as  $\hat{H}_q$  and  $\hat{U}_q(g)$  commute. Let  $|\alpha, j\rangle$  be the one-particle states of such a basis, where  $\alpha$  labels the eigenvalues of  $\hat{H}_q$  and  $j$  labels those  $\mathbf{R}(g)$  of  $\hat{U}_q(g)$ , then the diagonalized eigenstates read

$$\begin{aligned} \langle \alpha', j' | \hat{H}_q | \alpha, j \rangle &= \delta_{\alpha, \alpha'} \delta_{jj'} E_\alpha, \\ \langle \alpha', j' | \hat{U}_q(g) | \alpha, j \rangle &= \delta_{\alpha, \alpha'} \delta_{jj'} \mathbf{R}_{jj'}(g). \end{aligned} \quad (3)$$

Any configuration of the system is defined by the set of occupation numbers  $\{n_{\alpha, j}\}$ . The additivity of  $\hat{H}_q$  simply means that

$$\langle \{n_{\alpha, j}\} | \hat{H}_q | \{n_{\alpha, j}\} \rangle = \sum_{\alpha, j} n_{\alpha, j} E_\alpha. \quad (4)$$

Then, using the basis  $|\{n_{\alpha, j}\}\rangle$  to evaluate the trace, we readily obtain

$$\begin{aligned} \text{Tr} \hat{U}_q(g) e^{-\beta \hat{H}_q} &= \sum_{\{n_{\alpha, j}\}} \prod_{\alpha, j} \left( \mathbf{R}_{jj}(g) e^{-\beta E_\alpha} \right)_{\text{Boson}}^{n_{\alpha, j}} \\ &+ \sum_{\{n_{\alpha, j}\}} \prod_{\alpha, j} (-1)^{n_{\alpha, j}+1} \left( \mathbf{R}_{jj}(g) e^{-\beta E_\alpha} \right)_{\text{Fermion}}^{n_{\alpha, j}}, \end{aligned}$$

$$\begin{aligned}
&= \prod_{\alpha,j} \sum_{\{n_{\alpha,j}\}} \left( \mathbf{R}_{jj}(g) e^{-\beta E_{\alpha}} \right)_{\text{Boson}}^{n_{\alpha,j}} \\
&+ \prod_{\alpha,j} \sum_{\{n_{\alpha,j}\}} (-1)^{n_{\alpha,j}+1} \left( \mathbf{R}_{jj}(g) e^{-\beta E_{\alpha}} \right)_{\text{Fermion}}^{n_{\alpha,j}}.
\end{aligned} \tag{5}$$

Hence, the partition function in the each Fock space decomposes to Bosonic and Fermionic single-particle functions. It is reduced to

$$\begin{aligned}
\text{Tr}_{\text{states}} \hat{U}_q(g) e^{-\beta \hat{H}_q} &= \text{Tr}_{\text{FD}} \hat{U}_q(g) e^{-\beta \hat{H}_q} + \text{Tr}_{\text{BE}} \hat{U}_q(g) e^{-\beta \hat{H}_q}, \\
&\rightarrow \text{Tr}_{\text{FD}} \hat{U}_q(g) e^{-\beta \hat{H}_q}, \\
&\rightarrow \text{Tr}_{\text{BE}} \hat{U}_q(g) e^{-\beta \hat{H}_q},
\end{aligned} \tag{6}$$

where the subscripts FD and BE indicate Fermi-Dirac and Bose-Einstein statistics, respectively. The resultant ensemble decomposes either to Fermionic or Bosonic Fock space or even the superposition of Fock spaces with different statistics. The Hilbert space of gas, which is consisting of particles satisfying Fermi-Dirac and Bose-Einstein statistics, has the structure of tensor product of Fock spaces obeying Fermi-Dirac statistics and another one obeying Bose-Einstein statistics. The trace over Fermi-Dirac statistics is given by

$$\begin{aligned}
\text{Tr}_{\text{FD}} \hat{U}_q(g) e^{-\beta \hat{H}_q} &= \prod_{\alpha} \left[ 1 + \mathbf{R}(g) e^{-\beta E_{\alpha}} \right], \\
&= \exp \left[ +\text{tr}_c \sum_{\alpha} \ln \left[ 1 + \mathbf{R}(g) e^{-\beta E_{\alpha}} \right] \right],
\end{aligned} \tag{7}$$

while the trace over Bose-Einstein statistics is given by

$$\begin{aligned}
\text{Tr}_{\text{BE}} \hat{U}_q(g) e^{-\beta \hat{H}_q} &= \prod_{\alpha} \frac{1}{\left[ 1 - \mathbf{R}(g) e^{-\beta E_{\alpha}} \right]}, \\
&= \exp \left[ -\text{tr}_c \sum_{\alpha} \ln \left[ 1 - \mathbf{R}(g) e^{-\beta E_{\alpha}} \right] \right],
\end{aligned} \tag{8}$$

where  $\text{tr}_c$  is the trace over the color degree of freedom. In the realistic physical situation, the single-particle partition function satisfies either Fermi-Dirac or Bose-Einstein statistics. The quarks and antiquarks satisfy Fermi-Dirac statistics while gluons satisfy Bose-Einstein statistics. The sum of states  $\{jn\}$  for Fermi-Dirac statistics is calculated explicitly as follows

$$\begin{aligned}
\text{Tr}_{\text{FD}} \hat{U}_q(g) e^{-\beta \hat{H}_q} &= \exp \left[ +\text{tr}_c \sum_{\alpha} \ln \left[ 1 + \mathbf{R}(g) e^{-\beta E_{\alpha}} \right] \right], \\
&= \exp \left[ +\text{tr}_c \sum_{\alpha} \sum_{m=1}^{\infty} \frac{1}{m} (-1)^{m+1} \left( \mathbf{R}(g) e^{-\beta E_{\alpha}} \right)^m \right],
\end{aligned}$$

$$\begin{aligned}
&= \exp \left[ + \sum_{m=1} \frac{1}{m} (-1)^{m+1} \left( \text{tr}_c \mathbf{R}(g^m) \sum_{\alpha} e^{-m\beta E_{\alpha}} \right) \right], \\
&= \exp \left[ + \sum_{m=1} \frac{1}{m} (-1)^{m+1} \text{tr}_c \mathbf{R}(g^m) z_{\text{F}}(e^{-m\beta}) \right]. \tag{9}
\end{aligned}$$

In Bose-Einstein statistics, the single particle partition function becomes

$$\begin{aligned}
\text{Tr}_{\text{BE}} \hat{U}_q(g) e^{-\beta \hat{H}_q} &= \exp \left[ -\text{tr}_c \sum_{\alpha} \ln \left[ 1 - \mathbf{R}(g) e^{-\beta E_{\alpha}} \right] \right], \\
&= \exp \left[ +\text{tr}_c \sum_{\alpha} \sum_{m=1} \frac{1}{m} \left( \mathbf{R}(g) e^{-\beta E_{\alpha}} \right)^m \right], \\
&= \exp \left[ + \sum_{m=1} \frac{1}{m} \text{tr}_c \left( \mathbf{R}(g^m) \sum_{\alpha} e^{-m\beta E_{\alpha}} \right) \right], \\
&= \exp \left[ + \sum_{m=1} \frac{1}{m} \text{tr}_c \mathbf{R}(g^m) z_{\text{B}}(e^{-m\beta}) \right], \tag{10}
\end{aligned}$$

where  $z_{\text{F/B}}(e^{-\beta}) = \sum_{\alpha} e^{-\beta E_{\alpha}}$  is the sum of energy states with a specific structure and/or geometry either for Fermi- or Bose-particles. Furthermore, in the high energy limit (i.e. temperature), the Maxwell-Boltzmann statistics becomes an appropriate approximation under certain conditions. The single particle partition function in the Maxwell-Boltzmann statistics is given by

$$\begin{aligned}
\text{Tr}_{\text{MB}} \hat{U}_q(g) e^{-\beta \hat{H}_q} &= \sum_{\{n_{\alpha,j}\}} \prod_{\alpha,j} \frac{1}{n_{\alpha,j}} \left( \mathbf{R}_{jj}(g) e^{-\beta E_{\alpha}} \right)^{n_{\alpha,j}}, \\
&= \prod_{\alpha,j} \exp \left( \mathbf{R}_{jj}(g) e^{-\beta E_{\alpha}} \right), \\
&= \exp \sum_{\alpha} \ln \det_c \left[ \exp \left( \mathbf{R}(g) e^{-\beta E_{\alpha}} \right) \right], \\
&= \exp \sum_{\alpha} \text{tr}_c \ln \exp \left( \mathbf{R}(g) e^{-\beta E_{\alpha}} \right), \\
&= \exp \left[ \text{tr}_c \mathbf{R}(g) \sum_{\alpha} e^{-\beta E_{\alpha}} \right]. \tag{11}
\end{aligned}$$

The theoretical group such as  $U(N_c)$  and  $SU(N_c)$  has a special importance in the realistic physical application such as quark and gluon bubble.

The  $U(N_c)$  or  $SU(N_c)$  internal color group symmetry is introduced in the canonical ensemble in order to project the state with a specific internal color structure. The color structure of the quark and anti-quark is introduced by the fundamental representation. The Fock space single-particle partition function with fundamental representation in the Fermi-Dirac statistics reads as follows

$$\text{Tr}_{\text{FD}} \hat{U}_q(g) e^{-\beta \hat{H}_q} = \exp \left[ +\text{tr}_c \sum_{\alpha} \ln \left[ 1 + \mathbf{R}_{\text{fun}}(g) e^{-\beta E_{\alpha}} \right] \right],$$

$$= \exp \left[ + \sum_{i=1}^{N_c} \sum_{\alpha} \ln \left[ 1 + e^{i\theta_i} e^{-\beta E_{\alpha}} \right] \right], \quad (12)$$

where the trace over group  $U(N_c)$  (or  $SU(N_c)$ ) fundamental representation is given by

$$\text{tr}_c \mathbf{R}_{\text{fun}}(g^k) = \sum_{i=1}^{N_c} e^{ik\theta_i}. \quad (13)$$

The partition function for the fundamental particle and antiparticle Hilbert space becomes

$$\left[ \text{Tr}_q \hat{U}_q(g) e^{-\beta \hat{H}_q} \right] \left[ \text{Tr}_{\bar{q}} \hat{U}_{\bar{q}}(g) e^{-\beta \hat{H}_{\bar{q}}} \right] = \exp \left[ + \sum_{i=1}^{N_c} \sum_{\alpha} \ln \left[ 1 + 2 \cos(\theta_i) e^{-\beta E_{\alpha}} + e^{-2\beta E_{\alpha}} \right] \right] \quad (14)$$

On the other hand, the gluons are assumed as gauge particles in the theory and they are introduced in the context of adjoint representation. The Fock space single-particle partition function for adjoint particles satisfying Bose-Einstein statistics reads

$$\begin{aligned} \text{Tr}_{\text{BE}} \hat{U}_g(g) e^{-\beta \hat{H}_g} &= \exp \left[ -\text{tr}_c \sum_{\alpha} \ln \left[ 1 - \mathbf{R}_{\text{adj}}(g) e^{-\beta E_{\alpha}} \right] \right], \\ &= \exp \left[ -\Re \sum_{i \neq j}^{N_c} \sum_{\alpha} \ln \left[ 1 - e^{i(\theta_i - \theta_j)} e^{-\beta E_{\alpha}} \right] - N_c \sum_{\alpha} \ln \left[ 1 - e^{-\beta E_{\alpha}} \right] \right]. \end{aligned} \quad (15)$$

The trace over the adjoint representation becomes

$$\begin{aligned} \text{tr}_c \mathbf{R}_{\text{adj}}(g^k) &= \sum_{i \neq j} \cos k(\theta_i - \theta_j) + N_c, \quad U(N_c), \\ &= \sum_{i \neq j} \cos k(\theta_i - \theta_j) + (N_c - 1), \quad SU(N_c), \end{aligned} \quad (16)$$

for the  $U(N_c)$  and  $SU(N_c)$  groups, respectively. The density of states for single particle levels has been studied extensively using the multiple reflection expansion method [42, 43, 44]. The sum runs over the number of states which can fill the one particle states. The sum over states for constituent particles those are confined in a spherical cavity is calculated as follows [42, 43, 44]

$$\begin{aligned} E_{\alpha} &= \sqrt{p^2 + m^2} + V(r), \\ \sum_{\alpha} &= \mathcal{D}_D \int_V d^3r \int dE \rho(E), \\ &= \mathcal{D}_D V \int dE \rho(E), \\ &= \mathcal{D}_D \int \frac{V d^3p}{(2\pi)^3}. \end{aligned} \quad (17)$$

The volume  $V$  is the spherical cavity volume where the constituent particles are confined inside and it corresponds the total occupational space. The one particle degeneracy is given

by  $\mathcal{D}_D = N_c \mathcal{D}_d$  where  $N_c$  is the number of colors and  $\mathcal{D}_d$  is the particle species degeneracy. Usually we set  $\mathcal{D}_d = (2j + 1)$  as the spin multiplicity where  $j$  is the spin quantum number.

Nonetheless, it is interesting to note here that in the case we have a thermodynamical system of particles confined in a compactified space with specific geometry and other degrees of freedom, the sum of states becomes nontrivial. It has been noted that in the conformal field theories, the partition function for scalars and chiral Fermions on  $S^3 \times R$  are given by [22, 23]

$$z_B(e^{-\beta}) = \frac{e^{-\beta} + e^{-2\beta}}{(1 - e^{-\beta})^3}, \quad (18)$$

and

$$z_F(e^{-\beta}) = \frac{e^{-\frac{4}{3}\beta}}{(1 - e^{-\beta})^3}. \quad (19)$$

Hence, the model analysis for the partition function that is given in the nuclear physics for the search for a quark-gluon plasma can be generalized to study the conformal fields such as pure Yang-Mills theory and  $\mathcal{N} = 4$  Super-symmetry Yang-Mills theory. The understanding of the partition function with various internal structures can shed the light to a new phase of matter beyond the quark-gluon plasma. This might be also useful to construct new models to explore new physics such as the searching for a dark matter.

### III. INVARIANCE MEASURE

The invariance measure is essential in order to project the state with a specific internal structure. The invariance Haar measure reads

$$\begin{aligned} \int d\mu(g) &= \frac{1}{N_c!} \left(\frac{1}{2\pi}\right)^{N_c} \int_{-\pi}^{\pi} \left[ \prod_{m>n} 2 \sin^2 \left( \frac{\theta_n - \theta_m}{2} \right) \right] \prod_{k=1}^{N_c} d\theta_k, \quad U(N_c), \\ &= \frac{1}{N_c!} \left(\frac{1}{2\pi}\right)^{N_c} \int_{-\pi}^{\pi} \left[ \prod_{m>n} 2 \sin^2 \left( \frac{\theta_n - \theta_m}{2} \right) \right] \prod_{k=1}^{N_c} \left( 2\pi \delta \left( \sum_{i=1}^{N_c} \theta_i \right) \right) d\theta_k, \quad SU(N_c), \end{aligned} \quad (20)$$

for  $U(N_c)$  and  $SU(N_c)$  group representations, respectively. Haar invariance measure for the system with homogeneous and uniform distribution over the Fourier color variables,  $|\theta_i| \leq \pi$ , is written for  $SU(N_c)$  as follows

$$\int d\mu(g) = \frac{1}{N_c!} \left(\frac{1}{2\pi}\right)^{N_c-1} \left(2^{(N_c^2 - N_c)/2}\right) \prod_{k=1}^{N_c-1} \int_{-\pi}^{\pi} d\theta_k e^{\left[\frac{1}{2} \sum_{n=1}^{N_c} \sum_{m=1}^{N_c} \ln \sin^2 \left( \frac{\theta_n - \theta_m}{2} \right)\right]} \Big|_{n \neq m}. \quad (21)$$

The Vandermonde determinant, which appears in the measure contributes to the action as an additional potential term. The Vandermonde effective potential term is soft when the color eigenvalues in the stationary condition distribute uniformly over the entire circle  $|\theta_i| \leq \pi$ . However, this will not be the case for the extreme condition in particular when the color eigenvalues are distributed in a narrow domain  $|\theta_i| \ll \pi$ . Under this condition the Vandermonde effective potential becomes virtually singular and the action must be regulated in a proper way in order to remove the Vandermonde determinant divergence. The regulated Haar measure in the extreme conditions becomes

$$\int d\mu(g) = \frac{1}{N_c!} \left(\frac{1}{2\pi}\right)^{N_c} \int \prod_{k=1}^{N_c} \left[ \prod_{m>n} (\theta_n - \theta_m)^2 \right] 2\pi \delta\left(\sum_{i=1}^{N_c} \theta_i\right) d\theta_k. \quad (22)$$

This version for the invariance measure accommodates the canonical ensemble in the hot medium. The similar results can be verified for the theoretic group  $U(N_c)$  representation.

#### IV. FUNDAMENTAL PARTICLES: SPECTRAL DENSITY METHOD

The canonical ensemble for fundamental particles in the  $U(N_c)$  or  $SU(N_c)$  representation, confined in a spherical cavity and obeying Maxwell-Boltzmann statistics, reads

$$Z(\beta) = \int d\mu(g) \exp \left[ \mathcal{D}_d \int_V d^3r \int \frac{d^3p}{(2\pi)^3} \mathcal{G}_{\text{fun}}(\theta) e^{-\beta E(p,r)} \right], \quad (23)$$

where  $\mathcal{D}_d$  is the single particle degeneracy due to the degree of freedom which is not specified explicitly in the calculation such as the spin multiplicity. The trace over the color degree of freedom for particles and their antiparticle partners in the fundamental representation is given by

$$\begin{aligned} \mathcal{G}_{\text{fun}}(\theta) &= \frac{1}{N_c} \text{tr} \left( \mathbf{R}_{\text{fun}}(g) + \mathbf{R}_{\text{fun}}^*(g) \right), \\ &= \frac{2}{N_c} \sum_{i=1}^{N_c} \cos \theta_i. \end{aligned} \quad (24)$$

The sum of states for a gas of particles confined in a spherical cavity is calculated as follows

$$\begin{aligned} \lambda &= \mathcal{D}_d \int_V d^3r \int \frac{d^3p}{(2\pi)^3} e^{-\beta E(p,r)}, \\ &= \mathcal{D}_d \int \frac{V d^3p}{(2\pi)^3} e^{-\beta E(p,r)}. \end{aligned} \quad (25)$$

The color-singlet state for the canonical partition function for a gas of fundamental particles and antiparticles is projected as follows,

$$Z(\lambda) = \frac{1}{N_c!} 2^{(N_c^2 - N_c)/2} \prod_{k=1}^{N_c} \int \frac{d\theta_k}{2\pi} \times \exp \left[ \frac{1}{2} \sum_{n=1}^{N_c} \sum_{m=1}^{N_c} \ln \sin^2 \left( \frac{\theta_n - \theta_m}{2} \right) \Big|_{n \neq m} + \lambda \frac{1}{N_c} \text{tr} \left( \mathbf{R}_{\text{fun}}(g) + \mathbf{R}_{\text{fun}}^*(g) \right) \right]. \quad (26)$$

The multiple integrations in the partition function are evaluated using the steepest descent method. The partition function is reduced to

$$Z(\lambda) = \frac{1}{N_c!} 2^{(N_c^2 - N_c)/2} \exp \left[ \frac{1}{2} \sum_{n=1}^{N_c} \sum_{m=1}^{N_c} \ln \sin^2 \left( \frac{\bar{\theta}_n - \bar{\theta}_m}{2} \right) \Big|_{n \neq m} + 2\lambda \frac{1}{N_c} \sum_{n=1}^{N_c} \cos \bar{\theta}_n \right]. \quad (27)$$

The saddle points  $\bar{\theta}_n$  are determined by the stationary condition

$$2\lambda \frac{1}{N_c} \sin \bar{\theta}_i = \sum_{n \neq i}^{N_c} \cot \left| \frac{\bar{\theta}_i - \bar{\theta}_n}{2} \right|. \quad (28)$$

The above equation is turned out to be an eigenvalue problem for the large  $N_c$  limit and the saddle points are determined by the eigenvalues. Hereinafter, we introduce  $\lambda = N_c^2 \tilde{\lambda}$ . The stationary condition becomes

$$2\tilde{\lambda} \sin \bar{\theta}_i = \frac{1}{N_c} \sum_{n \neq i}^{N_c} \cot \left| \frac{\bar{\theta}_i - \bar{\theta}_n}{2} \right|. \quad (29)$$

The solution for the stationary condition that is given by Eq.(29) depends basically on the value of the thermal running parameter  $\tilde{\lambda}$ . It can be shown numerically that the solution of  $\bar{\theta}_i$  for  $\tilde{\lambda} \leq \frac{1}{2}$  is distributed uniformly over the entire circle range  $|\bar{\theta}_i| \leq \pi$  and  $|\bar{\theta}_i - \bar{\theta}_j| \leq \frac{2\pi}{N_c}$ . However, this solution ceases to exist for the full range  $|\theta_i| \leq \pi$  when the thermal running parameter  $\tilde{\lambda}$  becomes relatively large and runs over the range  $\tilde{\lambda} > \frac{1}{2}$ . The eigenvalues  $\theta_i$  turn to be distributed uniformly only over the incomplete range  $|\theta_i| \leq \theta_c < \pi$ . This means that the solution for  $\tilde{\lambda} > \frac{1}{2}$  becomes problematic and the action must be regulated thoroughly when  $\theta_c$  becomes small. When that action is regulated, another analytical solution may emerge and the change in the analytical solution characteristic becomes the responsible for the existence of the phase transition.

The numerical solution for the set of stationary conditions which are given by either Eq.(28) or Eq.(29) versus the thermal running parameter  $\tilde{\lambda}$  for various color numbers  $N_c$

with group symmetry  $U(N_c)$  is displayed in Fig.1. The resemblance between 't Hooft coupling  $\lambda_{W-S} = g_{YM}^2 N_c$  and the thermal running parameter  $\tilde{\lambda} = \lambda/N_c^2$  is given by the relation  $g_{YM}^2 N_c = 1/\tilde{\lambda}$ . The weak 't Hooft coupling corresponds the high-lying thermal running parameter  $\tilde{\lambda} \geq \tilde{\lambda}_{\text{critical}}$  while the strong 't Hooft coupling is given by the low-lying  $\tilde{\lambda} \leq \tilde{\lambda}_{\text{critical}}$ . The Vandermonde determinant contributes to the effective action. Consequently, the saddle point locations are computed using the stationary conditions where the Vandermonde determinant is included explicitly in the action as an additional potential term. It is shown numerically that the saddle points are distributed uniformly over the interval  $-\pi \leq \theta_i \leq \pi$  for low-lying thermal running parameter  $\tilde{\lambda}$  (i.e. strong 't Hooft coupling). The characteristic distribution of the saddle points is found uniform for the small  $\tilde{\lambda}$  even for a small number of colors  $N_c = 2$ . This distribution becomes more dominant over a narrower range  $|\theta_i| \leq \theta_0 < \pi$  as  $\tilde{\lambda}$  increases and approaches the critical value. However, the numerical calculation shows that the saddle points cease to exist when the thermal running parameter  $\tilde{\lambda}$  exceeds a critical value just above  $\tilde{\lambda} \geq \frac{1}{2}$  (i.e. weak 't Hooft coupling). For example, in the case of  $N_c = 3$ , the saddle points cease to exist when the thermal running parameter exceeds the value  $\tilde{\lambda} > \frac{1.32}{2}$ . Furthermore, it is found that when the number of colors  $N_c$  increases the saddle points cease to exist at smaller value of  $\tilde{\lambda}$ . For example, in the case  $N_c = 5$ , the solution for these points does not exist beyond the critical point  $\tilde{\lambda} > \frac{1.23}{2}$ . In the limit of large  $N_c$ , the solution for saddle points breaks down just above the point  $\tilde{\lambda} = \frac{1}{2}$ . The Vandermonde term diverges when the color saddle points become more dominant in a tiny domain around the origin. This divergence breaks the solution badly when these saddle points congregate and converge to the origin. It is found that the saddle points cease to exist when  $\tilde{\lambda} > \tilde{\lambda}_{\text{critical}}$ . This implies the stationary conditions must break down and the action must be regulated in a proper way and a new set of conditions must be re-formed. This proves the existence of the phase transition in the system.

In the large- $N_c$  limit, Gross and Witten have solved these equations in the case of two-dimensional  $U(N_c)$  lattice gauge theory following Brezin *et. el.* [8] by introducing the spectral density of eigenvalues. It is shown by Brezin, Itzykson and Parisi and Zuber[8] that the functional integrals in the large- $N_c$  limit can be calculated by steepest-descent methods. In this limit, a particular configuration totally dominates the functional integral. The stationary equations in this limit can be replaced by their continuum version by introducing a no

decreasing function

$$\begin{aligned}\bar{\theta}_n &= \theta(x), \\ x &= \frac{n}{N_c}, \\ n &= 1, \dots, N_c.\end{aligned}\tag{30}$$

Hence, the stationary condition becomes

$$2\tilde{\lambda} \sin \theta(x_0) = \text{P} \int_0^1 dy \cot \left( \frac{\theta(x_0) - \theta(y)}{2} \right),\tag{31}$$

where P refers to the principle part of the integral. By introducing the density of states

$$\rho(\theta) = \frac{dx}{d\theta} \geq 0,\tag{32}$$

and the constraint

$$\int_0^1 dx = \int_{-\theta_c}^{\theta_c} d\theta \rho(\theta) = 1,\tag{33}$$

where  $|\theta_c| \leq \pi$ . Hence the stationary condition becomes

$$2\tilde{\lambda} \sin \theta = \text{P} \int_{-\theta_c}^{\theta_c} d\theta' \rho(\theta') \cot \left( \frac{\theta - \theta'}{2} \right).\tag{34}$$

#### A. The highly thermal excited matter: $\frac{\lambda}{N_c^2} \geq \frac{1}{2}$

The solution of density of eigenvalues in the large  $N_c$  limit in  $U(N_c)$  representation has attracted much attention, recently. Although the solution for the spectral density of eigenvalues is difficult in the realistic situation, the approximate solution for this density has been derived for some simple specific cases for fundamental and adjoint representations in the limit of large  $N_c$ . In the following, we shall review the partition function using the given solution of the spectral density of color eigenvalues. Then in section V we introduce another approximation to evaluate the same partition function. The other method is to approximate the resultant integral to the Gaussian-like integral and this approximation sound more efficient when more complicate situations are involved. The two methods have been shown to reproduce the same results for the large thermal running parameter  $\tilde{\lambda} \geq \tilde{\lambda}_0$  and  $\tilde{\lambda} = \lambda/N_c^2$ .

The first method to evaluate the canonical ensemble is based essentially on the stationary equation solution for the density of color eigenvalues and it is written for  $\tilde{\lambda} \geq \frac{1}{2}$  as follows

$$\rho(\theta) = \frac{2\tilde{\lambda}}{\pi} \cos \frac{\theta}{2} \left[ \sin^2 \left( \frac{\theta_c}{2} \right) - \sin^2 \left( \frac{\theta}{2} \right) \right]^{1/2},\tag{35}$$

where

$$\sin^2\left(\frac{\theta_c}{2}\right) = \frac{1}{2\tilde{\lambda}} \leq 1 \quad \left(\lambda/N_c^2 = \tilde{\lambda} \geq \frac{1}{2}\right), \quad (36)$$

The color eigenvalues are not distributed uniformly over the entire color circle range  $-\pi$  to  $\pi$  but instead, in this solution they are distributed only over a narrow interval  $|\theta_i| \leq \theta_c$  where  $|\theta_c| < \pi$ . The canonical partition function after weighting the color density of eigenvalues becomes

$$Z(\lambda) = C e^{\left[\frac{1}{2}N_c^2 \int_{-\theta_c}^{\theta_c} d\theta \rho(\theta) \int_{-\theta_c}^{\theta_c} d\theta' \rho(\theta') \ln \sin^2\left(\frac{\theta-\theta'}{2}\right) + 2N_c^2 \tilde{\lambda} \int_{-\theta_c}^{\theta_c} d\theta \rho(\theta) \cos \theta\right]}, \quad (37)$$

where the pre-exponential constant is given by  $C = \frac{2^{(N_c^2 - N_c)/2}}{N_c!}$ . Under this stationary approximation, the canonical ensemble function is calculated as follows

$$\begin{aligned} Z(\lambda) &\cong \exp\left[2N_c^2 \tilde{\lambda} - \frac{N_c^2}{2} \ln(2\tilde{\lambda}N_c^2) + \frac{N_c^2}{2} \ln N_c^2 - \frac{3}{4}N_c^2\right], \\ &\cong \left(\frac{1}{2\tilde{\lambda}}\right)^{\frac{N_c^2}{2}} e^{(2N_c^2 \tilde{\lambda} - \frac{3}{4}N_c^2)}, \quad \text{where } \tilde{\lambda} \geq \frac{1}{2}. \end{aligned} \quad (38)$$

Hence the asymptotic large running thermal coupling solution reads,

$$Z(\lambda) \equiv \left(\frac{N_c^2}{2\lambda}\right)^{\frac{N_c^2}{2}} e^{(2\lambda - \frac{3}{4}N_c^2)}. \quad (39)$$

### B. The diluted and relatively cold matter: $\frac{\lambda}{N_c^2} \leq \frac{1}{2}$

At the low temperature, the stationary condition for  $\tilde{\lambda} \leq \frac{1}{2}$  produces the following density of color eigenvalues

$$\rho(\theta) = \frac{1}{2\pi} \left(1 + 2\tilde{\lambda} \cos \theta\right), \quad (-\pi \leq \theta \leq \pi). \quad (40)$$

The chemical potential for the total particle number due to the rotated  $U(1)_B$  symmetry is not considered here and it is left for the forthcoming work. In the large  $N_c$  limit, the system is assumed highly compressed due to the large number of colors but this is not the case for a finite number of colors such as QCD. In this case, the system is identified as a compressed one when the chemical potential for particles numbers becomes relatively large. The density of eigenvalues given by Eq.(40) for  $\frac{\lambda}{N_c^2} \leq \frac{1}{2}$  produces the following partition function

$$\begin{aligned} Z(\lambda) &= e^{N_c^2 \tilde{\lambda}^2}, \\ &= e^{\lambda^2/N_c^2}. \end{aligned} \quad (41)$$

The occurrence of such a phase transition from the diluted and relatively cold matter (i.e. low-lying phase) to the highly thermal excited matter (i.e. high-lying phase) would not mean that the large- $N_c$  theory does not confine. The highly excited thermal matter can be interpreted as an exotic hadronic phase dominated by the Hagedorn states. In the lattice theory, this would imply that the weak- and strong- $\lambda_{W-S}$  coupling is not described by the same analytic functions[7]. The weak- and strong- $\lambda_{W-S}$  are analogous to large and small thermal running parameter  $\lambda/N_c^2$ , respectively. For the finite  $N_c$ , one could continue from the strong to the weak coupling. However, one would expect to see a sign of phase transition for large enough  $N_c$  (i.e. in the limit  $N_c = \infty$ ) whose manifestation would be a sharp transition at  $\lambda_{W-S} \approx \lambda_{W-S(\text{critical})}$  from the weak-coupling to the strong-coupling behavior. As in the lattice theory, in the thermal and dense QCD, the strong- and weak-coupling transition is analogous to the phase transition from the discrete low-lying mass spectrum particles to the highly excited and massive Hagedorn states (i.e. continuous high-lying mass spectrum). The Hagedorn states are the color-singlet (confined) hadronic states. This phase should not be interpreted as an immediate deconfined phase. The critical Gross-Witten point is the threshold point for the Hagedorn states to emerge in the system. The deconfined phase transition can either take place immediately when unstable Hagedorn states are produced in the system or as a subsequent process when the metastable Hagedorn phase undergoes a true deconfined phase transition.

## V. FUNDAMENTAL PARTICLES: GAUSSIAN-LIKE SADDLE POINTS METHOD

We introduce an alternate novel method to calculate the partition function and to find the critical point for the phase transition. This method accommodates the sophisticated physical problems such as the internal color structure for a gas consisting particles with various statistics species in a specific space boundary and with more complicate color-flavor correlations and chiral symmetries. It may be useful to find the equation of state for physics beyond QCD.

**A. The highly thermal excited matter:**  $\frac{\lambda}{N_c^2} \geq \frac{1}{2}$

In the realistic physical situation, more calculations are involved. It becomes more difficult to calculate the density of color eigenvalues under certain conditions in particular when the color eigenvalues populate a tiny interval  $|\theta_c| \ll 1$  under extreme conditions. The canonical ensemble has a special importance for the thermal running parameter  $\tilde{\lambda}$  over the range  $\tilde{\lambda} > \frac{1}{2}$  and it corresponds the hot hadronic matter. It is relevant to the relativistic heavy ion collisions in RHIC and LHC, and the cosmology such as the physics of the early universe.

In following, we shall demonstrate a method how to calculate the partition function for the coupling parameter  $\frac{\lambda}{N_c^2} \geq \tilde{\lambda}_0$  (in our case  $\tilde{\lambda}_0 = \tilde{\lambda}_{\text{critical}} = \frac{1}{2}$ ). The integral over the color invariance measure is approximated to the Gaussian-like multi-integrals around the saddle points. The color saddle points are dominant in the narrow interval  $|\theta| \leq \theta_c$  around the origin where  $|\theta_c| \ll 1$ . As far the saddle points are populated in a small domain we can safely approximate all the saddle points to be located near the origin. The Vandermonde potential does not appear in the action but instead the invariance measure appears as a pre-factor power function of the exponential in the Gaussian integral. The integration of the resultant multi-Gaussian integrals is straightforward. We shall call this method as the Gaussian-like saddle points method. In this limit the invariance Haar measure is approximated to,

$$\int_{U(N_c)} d\mu(g)_{\text{saddle}} \approx \prod_{k=1}^{N_c} \int d\theta_k \frac{1}{N!} \left(\frac{1}{2\pi}\right)^{N_c} \left[ \prod_{n>m}^{N_c} (\theta_n - \theta_m)^2 \right], \quad (42)$$

and

$$\int_{SU(N_c)} d\mu(g)_{\text{saddle}} \approx \frac{1}{N!} \left(\frac{1}{2\pi}\right)^{N_c} \prod_{k=1}^{N_c} \int d\theta_k \left[ \prod_{n>m}^{N_c} (\theta_n - \theta_m)^2 \right] 2\pi \delta\left(\sum_i^{N_c} \theta_i\right), \quad (43)$$

for  $U(N_c)$  and  $SU(N_c)$  symmetries, respectively. The partition ensemble is given by

$$\begin{aligned} Z(\lambda) &= \int d\mu(g) \exp \left[ \frac{\lambda}{N_c} \text{tr}_c \left( \mathbf{R}_{\text{fun}}(g) + \mathbf{R}_{\text{fun}}^*(g) \right) \right], \\ &= \int d\mu(g) \exp \left( 2 \frac{\lambda}{N_c} \sum_{n=1}^{N_c} \cos \theta_n \right). \end{aligned} \quad (44)$$

When the thermal running parameter becomes a relatively large and runs over the range  $\tilde{\lambda} \geq \tilde{\lambda}_{(II)\text{minimum}}$ , the partition ensemble is approximated around the saddle points which become dominant in a small range as follows

$$Z(\lambda) \approx Z_{(II)}(\lambda) \quad \left( @ \tilde{\lambda} \text{ runs over the range } \tilde{\lambda} \geq \tilde{\lambda}_{(II)\text{minimum}} \right),$$

$$\begin{aligned}
Z_{(II)}(\lambda) &= \int d\mu(g)_{\text{saddle}} \exp \left( 2N_c \tilde{\lambda} \sum_{n=1}^{N_c} \cos \theta_n \right), \\
&\approx e^{2N_c^2 \tilde{\lambda}} \int d\mu(g)_{\text{saddle}} \exp \left[ -\frac{1}{2} (2N_c \tilde{\lambda}) \sum_{n=1}^{N_c} \theta_n^2 \right], \tag{45}
\end{aligned}$$

where  $\lambda = N_c^2 \tilde{\lambda}$ . In the case of  $U(N_c)$  symmetry, the partition function becomes

$$Z_{(II)}(\lambda) = \frac{1}{N_c!} \left( \frac{1}{2\pi} \right)^{N_c} \frac{e^{2N_c^2 \tilde{\lambda}}}{(2N_c \tilde{\lambda})^{\frac{N_c^2}{2}}} \left( \prod_{k=1}^{N_c} \int_{-x_0}^{x_0} dx_k \right) \left( \prod_{n>m}^{N_c} (x_n - x_m)^2 \right) e^{-\frac{1}{2} \sum_{n=1}^{N_c} x_n^2}. \tag{46}$$

The Gaussian-like multi-integrals are evaluated using the following standard formula

$$\left( \prod_{k=1}^{N_c} \int_{-\infty}^{\infty} dx_k \right) \left( \prod_{n>m}^{N_c} (x_n - x_m)^2 \right) \exp \left[ -\frac{1}{2} \sum_{n=1}^{N_c} x_n^2 \right] \equiv (2\pi)^{N_c/2} \prod_{n=1}^{N_c} n!. \tag{47}$$

Hence, the partition function is evaluated as follows

$$Z_{(II)}(\lambda) \cong \left( \frac{1}{2N_c \tilde{\lambda}} \right)^{\frac{N_c^2-1}{2}} e^{2N_c^2 \tilde{\lambda}} \left[ \frac{1}{(2\pi)^{\frac{N_c}{2}-1}} \frac{1}{N_c!} \frac{1}{\sqrt{2\pi N_c}} \prod_{n=1}^{N_c} n! \right] \quad @ \quad \tilde{\lambda} \geq \tilde{\lambda}_{(II)\text{minimum}} \tag{48}$$

and

$$Z_{(II)}(\lambda) \cong \left( \frac{1}{2N_c \tilde{\lambda}} \right)^{\frac{N_c^2}{2}} e^{2N_c^2 \tilde{\lambda}} \left[ \frac{1}{(2\pi)^{\frac{N_c}{2}}} \frac{1}{N_c!} \prod_{n=1}^{N_c} n! \right] \quad @ \quad \tilde{\lambda} \geq \tilde{\lambda}_{(II)\text{minimum}}, \tag{49}$$

for  $SU(N_c)$  and  $U(N_c)$  symmetries, respectively. In order to compare the results of the present method with those derived using the density of eigenvalues method (i.e. the spectral density method) given by Eq.(39), the partition function for  $U(N_c)$  is written as follows

$$Z_{(II)}(\lambda) = C_{N_c} \left( \frac{1}{2\tilde{\lambda}} \right)^{\frac{N_c^2}{2}} e^{2N_c^2 \tilde{\lambda}} \quad @ \quad \tilde{\lambda} \geq \tilde{\lambda}_{(II)\text{minimum}}, \tag{50}$$

where the pre-factor constant is given by

$$C_{N_c} = N_c^{-\frac{N_c^2}{2}} \left[ \frac{1}{(2\pi)^{\frac{N_c}{2}}} \frac{1}{N_c!} \prod_{n=1}^{N_c} n! \right]. \tag{51}$$

Using the Stirling's approximation  $\ln n! \approx n \ln n - n + \frac{1}{2} \ln n + \frac{1}{2} \ln 2\pi$ , the pre-factor given by Eq.(51) is simplified to

$$\begin{aligned}
\ln C_{N_c} &= -\frac{N_c^2}{2} \ln N_c - \frac{N_c(N_c+1)}{2} - \frac{1}{2} \sum_{n=1}^{N_c} \ln n + \sum_{n=1}^{N_c} n \ln n, \\
&\approx -\frac{N_c^2}{2} \ln N_c - \frac{N_c(N_c+1)}{2} - \frac{1}{2} \int_1^{N_c} dn \ln n + \int_1^{N_c} dnn \ln n, \\
&= -\frac{3}{4} N_c^2 - \frac{1}{2} N_c \ln N_c. \tag{52}
\end{aligned}$$

The above expression simplifies the partition function to

$$\lim_{N_c \rightarrow \text{large}} Z_{(II)}(\lambda) \approx \left(\frac{1}{2\tilde{\lambda}}\right)^{N_c^2/2} \exp\left[2N_c^2\tilde{\lambda} - \frac{3}{4}N_c^2\right] \quad @ \quad \tilde{\lambda} \geq \tilde{\lambda}_{(II)\text{minimum}}. \quad (53)$$

The above solution is the approximate solution over the range

$$\tilde{\lambda} \geq \tilde{\lambda}_{\text{critical}} \geq \tilde{\lambda}_{(II)\text{minimum}}, \quad \text{where } \tilde{\lambda}_{\text{critical}} = \frac{1}{2}. \quad (54)$$

It is in agreement with Eq.(39). This means that the Gaussian-like saddle points method is consistent with the density of eigenvalues method developed by Brezin *et. el.* [8] for the energy range  $\frac{\lambda}{N_c^2} \geq \frac{1}{2}$ .

### B. The diluted and relatively cold matter: $\frac{\lambda}{N_c^2} \leq \frac{1}{2}$

The Fourier color angles are distributed uniformly over the entire color circle range  $-\pi \leq \theta_i \leq \pi$  in the low-lying energy domain  $\frac{\lambda}{N_c^2} \leq \frac{1}{2}$  as follows

$$\begin{aligned} Z(\lambda) &\approx Z_{(I)}(\lambda) \quad (@ \quad \tilde{\lambda} \text{ runs over the range } \tilde{\lambda} \leq \tilde{\lambda}_{(I)\text{maximum}}), \\ Z_{(I)}(\lambda) &= \int_{-\pi}^{\pi} d\mu(g) \exp\left[\lambda \frac{1}{N_c} \text{tr}(\mathbf{R}(g) + \mathbf{R}^*(g))\right]. \end{aligned} \quad (55)$$

The partition function is expanded with respect to orthogonal bases over  $\frac{\lambda}{N_c^2} \leq \tilde{\lambda}_{(I)\text{maximum}}$  and it reads

$$\begin{aligned} Z_{(I)}(\lambda) &= \int_{-\pi}^{\pi} d\mu(g) \exp\left[N_c \tilde{\lambda} \text{tr}(\mathbf{R}(g) + \mathbf{R}^*(g))\right], \\ &= \int_{-\pi}^{\pi} d\mu(g) \sum_{i=1}^{\infty} \sum_{j=1}^{\infty} \frac{1}{i!} \left(N_c \tilde{\lambda} \text{tr} \mathbf{R}(g)\right)^i \frac{1}{j!} \left(N_c \tilde{\lambda} \text{tr} \mathbf{R}^\dagger(g)\right)^j. \end{aligned} \quad (56)$$

Using the orthogonal relations over the  $U(N_c)$  bases, the partition function is reduced to[7]

$$\begin{aligned} Z_{(I)}(\lambda) &= \int_{-\pi}^{\pi} d\mu(g) \sum_{i=1}^{\infty} \left(\frac{1}{i!}\right)^2 \left(N_c \tilde{\lambda}\right)^{2i} (\text{tr} \mathbf{R}(g))^i (\text{tr} \mathbf{R}^\dagger(g))^i, \\ &= \sum_{i=1}^{\infty} \frac{1}{i!} \left(N_c^2 \tilde{\lambda}^2\right)^i, \\ &= e^{(N_c^2 \tilde{\lambda}^2)}, \\ &= e^{\left(\frac{\lambda^2}{N_c^2}\right)} \quad (\text{over the range } \tilde{\lambda} \leq \tilde{\lambda}_{\text{critical}} \leq \tilde{\lambda}_{(I)\text{maximum}}), \end{aligned} \quad (57)$$

where  $\tilde{\lambda}_{\text{critical}} = \frac{1}{2}$  and  $\tilde{\lambda}_{(I)\text{maximum}} < 1$ .

The canonical ensemble with Maxwell-Boltzmann statistics single-particle partition function reads

$$\begin{aligned}
Z_{(I)}(\beta) &= \exp \left[ \frac{1}{N_c^2} (2j+1)^2 \left( \int \frac{V_{S^3} d^3 p}{(2\pi)^3} e^{-\beta E} \right)^2 \right], \\
&= \exp \left[ \frac{(2j+1)^2 V_{S^3}^2}{\pi^4 N_c^2 \beta^6} \right], \\
&\rightarrow \exp \left[ \frac{(2j+1)^2 V_{S^3}^2 T^6}{\pi^4 N_c^2} \right]? \tag{58}
\end{aligned}$$

for an ideal gas of fundamental particles confined in a spherical cavity in the three dimensional space where  $V_{S^3}$  the cavity volume in the three dimensional space. The free energy approaches the same value as in the free theory for low temperature, whereas we have a mesonic-like and baryonic-like matter in the dilute hadronic phase. The canonical ensemble in this range does not produce an explosive phase transition. The physics for the two phases will be discussed in rather details when we present the micro-canonical ensemble as a density of states in section VIII.

We display the function  $\ln Z(\lambda)$  versus  $\frac{\lambda}{N_c^2}$  for the gas of fundamental particles in the color-singlet state with various numbers of colors  $N_c$  in Figs.(2) and (3). The logarithm of the canonical ensemble in the domain  $\frac{\lambda}{N_c^2} \geq \frac{1}{2}$  is displayed in Fig.(2). The highly thermal excited partition parameter  $\frac{\lambda}{N_c^2} \geq \frac{\lambda_0}{N_c^2}$  corresponds the weak 't Hooft coupling and it describes a hot gas. The partition function in the large  $\tilde{\lambda}$  regime is evaluated exactly by the exact numerical integration over the Fourier colors over the entire circle range  $(-\pi \leq \theta_i \leq \pi)$ . The results for the numerical integration are compared with the solution for the spectral density of eigenvalues method which is introduced by Brezin *et. el.* [8] as well as the solution of the Gaussian-like saddle points method. The two methods are found producing the same results and they fit the exact numerical calculations when the thermal partition parameter exceeds the critical value  $\frac{\lambda}{N_c^2} \geq \frac{1}{2}$ . In the regime below the critical point  $\tilde{\lambda}_0 = \frac{\lambda_0}{N_c^2}$ , the two methods deviate from the exact numerical one and this deviation increases as  $\frac{\lambda}{N_c^2}$  decreases down below the critical thermal running parameter  $\frac{\lambda_0}{N_c^2}$ . The largest discrepancy is found for the small number of colors  $N_c = 2$ . Despite the spectral density of color eigenvalues method is originally derived for the large  $N_c \rightarrow \infty$  limit, the solution is found satisfactory for a finite number of colors even for a relatively small one  $N_c = 2$ . Furthermore, the Gaussian-like saddle points method is found to produce precisely the asymptotic solution for the large  $N_c \rightarrow \infty$  limit although it is originally derived for a finite number of colors. However, the

extrapolations of both methods to  $\frac{\lambda}{N_c^2} < \frac{\lambda_0}{N_c^2}$  evidently fail to reproduce the exact numerical results in the low-lying energy regime in particular when  $\frac{\lambda}{N_c^2}$  becomes sufficiently small  $\frac{\lambda}{N_c^2} \ll \frac{1}{2}$ . The failure of the large energy extrapolation to reproduce the correct asymptotic low-lying energy solution indicates the existence of a possible phase transition near the point  $\frac{\lambda_0}{N_c^2} = \frac{1}{2}$ . This deviation from the exact numerical solution increases significantly as  $\frac{\lambda}{N_c^2}$  decreases below the critical one  $\frac{\lambda_0}{N_c^2}$ . The low-lying energy solution for the small thermal running parameter domain  $\frac{\lambda}{N_c^2} \leq \frac{1}{2}$  with various color numbers  $N_c=2, 3, 4$  and 5 is displayed in Fig.(3). The exact numerical solution is compared with the asymptotic analytical solution  $\ln Z = \lambda^2/N_c^2$  for the low-lying energy solution which is derived for the small thermal running parameter  $\frac{\lambda}{N_c^2}$ . The asymptotic analytical low-lying energy solution matches the exact numerical one in the range  $\frac{\lambda}{N_c^2} \leq \frac{1}{2}$ . This agreement between the low-lying energy solution and the exact numerical one is found satisfactory even for a small color number  $N_c = 2$ . The critical point  $\tilde{\lambda}_{\text{critical}} = \lambda_{\text{critical}}/N_c^2$  for the phase transition from the asymptotic low-lying energy solution for the range  $\frac{\lambda}{N_c^2} \leq \frac{\lambda_0}{N_c^2}$  to the asymptotic high-lying energy solution for the range  $\frac{\lambda}{N_c^2} \geq \frac{\lambda_0}{N_c^2}$  is determined when the both asymptotic solutions match each other from left and right sides, respectively. Roughly speaking, they split only with a small redundant constant due to several approximations considered in the derivation. This additive constant vanishes smoothly as the rough approximations are eliminated and the solution approaches the exact one. The solutions for the asymptotic small- and large- $\frac{\lambda}{N_c^2}$  energy domains are displayed in Fig.(4). The both solutions are displayed with various color numbers  $N_c$  and they are compared with the exact numerical one. The phase transition is found a third order one. This means that the asymptotic low-lying and large-lying energy solutions and their first and second derivatives are equal. This implies that both of the solutions smoothly tangent to each other and lie above each other. They look like that they do not really tend to be intersected but instead they look as they are approaching each other. The critical point is the mid-point in the interpolation between the low-lying and high-lying  $\frac{\lambda}{N_c^2}$  energy solutions. The matching of the asymptotic large  $\frac{\lambda}{N_c^2}$  solution that is calculated using the Gaussian-like saddle points method with the asymptotic small  $\tilde{\lambda}$  solution is displayed in Fig.(4.a). It is found that at the critical point, the low-lying and high-lying energy solutions are split to the minimum with a small redundant additive constant. This redundant constant emerges due to consequent approximations adopted in the analytical solutions with a finite  $N_c$ . Although the two solutions deviate from each other by a small

redundant constant, evidently, it is always possible to find a smooth interpolation between the two solutions. Since the order of phase transition is a third order then the tangent slope and its derivative are interpolated smoothly. The exact numerical solution is shown to match the low-lying energy solution and then when  $\frac{\lambda}{N_c^2}$  exceeds the critical point, the exact numerical solution deviates the asymptotic low-lying energy solution. The exact numerical solution continues to match the asymptotic high-lying energy solution instead of the low-lying energy solution. This tiny redundant constant should not worry us at all and the location of the critical point is realized in the midway of the interpolation between the two asymptotic solutions and this constant should be vanished in order to preserve the continuation. In this case, the interpolation between the two solutions is smooth and has a soft deflection characteristic at the critical point. On the other hand, the high-lying energy solution that is obtained by the spectral density of eigenvalues solution for the range  $\frac{\lambda}{N_c^2} \geq \frac{\lambda_0}{N_c^2}$  is displayed in Fig.(4.b). It is shown that the low- and high-lying energy solutions smoothly tangent to each other and located adjacent to each other for a finite range where the Gross-Witten point  $\frac{\lambda_0}{N_c^2} = \frac{1}{2}$  is located in the midway. The tangent slope and its derivative for the both left- and right- solutions are equal. Hence, the both low-lying and high-lying energy solutions are scaled to be equal at the Gross-Witten point.

### C. The phase transition critical point

The critical point for the phase transition is the solution of the spectral density of eigenvalues method and it comes naturally when the integration over the Fourier color variable does not complete the entire circle range but rather covers an incomplete circle range  $|\theta_i| \leq \theta_c$  where  $|\theta_c| < \pi$ . The spectral density method produces a solution for the small thermal running parameter  $\frac{\lambda}{N_c^2} \leq \frac{1}{2}$  and another solution for the large parameter  $\frac{\lambda}{N_c^2} \geq \frac{1}{2}$ . The critical point is determined by matching the two solutions. It is interesting to point out that the small- and large- $\tilde{\lambda}$  parameters correspond the strong- and weak-couplings in Gross-Witten scenario [7], respectively.

On the other hand, the Gaussian-like saddle points method produces the high-lying energy solution only for the thermal running parameter that runs over the interval  $\frac{\lambda}{N_c^2} \geq \frac{1}{2}$ . Hereinafter, this is labeled as the solution (II). In solution (II), the Fourier color variables  $\theta_i$  are assumed to be dominated in a narrow domain. However, the low-lying energy solution

for  $\frac{\lambda}{N_c^2} \leq \frac{1}{2}$  is known to be distributed uniformly over the entire circle with respect to the color angle. Under this condition, the partition function is evaluated trivially by expanding the integral with respect to the group basis powers and using the orthogonality and then finally re-summing the resultant terms. Hereinafter, we label the low-lying energy solution as the solution (I). The extrapolation of both solutions fails to reproduce the asymptotic results far away outside their domains. The point of the phase transition is determined by examining the continuity when both solutions match each other along the axis of the thermal running parameter  $\tilde{\lambda} \equiv \frac{\lambda}{N_c^2}$ . The thorough study of the solution (II) sheds more information about the location of the critical point for the phase transition. The solution (II) is concave up for the small parameter  $\frac{\lambda}{N_c^2}$ . The extremum left-hand point for the solution (II), namely,

$$\left( \lim_{N_c \rightarrow \infty} \frac{\ln Z_{(II)}(\tilde{\lambda})}{N_c^2} \right) = -\frac{1}{2} \ln 2\tilde{\lambda} + 2\tilde{\lambda} - \frac{3}{4}, \tilde{\lambda} \geq \tilde{\lambda}_{(II)\text{minimum}} \quad (59)$$

is determined by

$$\frac{\partial}{\partial \tilde{\lambda}} \left( \lim_{N_c \rightarrow \infty} \frac{\ln Z_{(II)}(\tilde{\lambda})}{N_c^2} \right) \Big|_{\tilde{\lambda}_{(II)\text{extremum}}} = 0 \rightarrow \tilde{\lambda}_{(II)\text{extremum}} = \frac{1}{4}. \quad (60)$$

This point is the bottom of the concave up solution (II):

$$\frac{\partial^2}{\partial \tilde{\lambda}^2} \left( \lim_{N_c \rightarrow \infty} \frac{\ln Z_{(II)}(\tilde{\lambda})}{N_c^2} \right) \Big|_{\tilde{\lambda}_{(II)\text{extremum}}} \rightarrow + \text{ at } \tilde{\lambda}_{(II)\text{minimum}} = \frac{1}{4}. \quad (61)$$

The left-hand extremum point is found the minimum of the solution and the physical solution  $Z_{(II)}(\tilde{\lambda})$  is found for  $\tilde{\lambda}$  runs over the range  $\infty \geq \tilde{\lambda} \geq \tilde{\lambda}_{(II)\text{minimum}}$ . This means that the solution (II) is the satisfactory solution over the range  $\tilde{\lambda} > \tilde{\lambda}_{(II)\text{minimum}}$ . The critical point  $\tilde{\lambda}_{\text{critical}}$  is located somewhere above  $\tilde{\lambda}_{(II)\text{minimum}}$ ,

$$\tilde{\lambda} \geq \tilde{\lambda}_{\text{critical}} \geq \tilde{\lambda}_{(II)\text{minimum}}, \text{ where } \tilde{\lambda}_{(II)\text{minimum}} = \frac{1}{4}. \quad (62)$$

Therefore, when the low-lying energy solution  $Z(\tilde{\lambda}) \approx Z_{(I)}(\tilde{\lambda})$  over the range  $\tilde{\lambda} < \tilde{\lambda}_{\text{critical}}$  is not known, the Gaussian-like saddle points method still has the capability to shed much information about the critical point location and the continuous high-lying energy production threshold.

In order to determine the location of the critical point precisely, we need the solution (I) for the energy domain  $\tilde{\lambda} < \tilde{\lambda}_{(I)\text{maximum}} = 1$ . The critical point is determined whenever

the solution (II) from above and the solution (I) from below match each other somewhere in the interval that is bounded by the interval

$$\tilde{\lambda}_{(II)\text{maximum}} \geq \tilde{\lambda}_{\text{critical}} \geq \tilde{\lambda}_{(I)\text{minimum}}. \quad (63)$$

In our case, the solution (I) reads

$$\frac{\ln Z_{(I)}(\tilde{\lambda})}{N_c^2} = \tilde{\lambda}^2 \quad \text{for } \tilde{\lambda} < \tilde{\lambda}_{(I)\text{maximum}}. \quad (64)$$

Hence, the critical point for the phase transition between the two solutions is computed by matching the extrapolation of the left- and right-hand solutions as follows

$$\frac{\ln Z_{(I)}(\tilde{\lambda})}{N_c^2} = \frac{\ln Z_{(II)}(\tilde{\lambda})}{N_c^2} \quad @ \quad \tilde{\lambda} = \tilde{\lambda}_{\text{critical}}. \quad (65)$$

It is found that  $\tilde{\lambda}_{\text{critical}} = \frac{1}{2}$ .

#### D. Saddle points approximation with the Vandermonde potential

In order to understand the validity of Gaussian-like approximation, it is essential to show that the color saddle points are distributed in a narrow domain ( $|\theta_c| \ll \pi$ ) as the parameter  $\tilde{\lambda}$  runs over the range  $\tilde{\lambda} \geq \tilde{\lambda}_{\text{critical}}$ . The canonical partition function for the fundamental particles obeying  $U(N_c)$  can be written as follows,

$$Z(\tilde{\lambda}) = \frac{1}{N_c!} \prod_k^{N_c} \int \frac{d\theta_k}{2\pi} \exp \left[ \frac{1}{2} \sum_{n=1}^{N_c} \sum_{m=1}^{N_c} \ln \sin^2 \left( \frac{\theta_n - \theta_m}{2} \right) \Big|_{n \neq m} + 2N_c \tilde{\lambda} \sum_{n=1}^{N_c} \cos \theta_n \right]. \quad (66)$$

The above partition function is extremely difficult to be evaluated exactly. Fortunately, it can be integrated over the color variables using the saddle points approximation. The exponent under the integral can be written as follows,

$$\ln Z(\tilde{\lambda}, \{\theta\}) = \left[ \frac{1}{2} \sum_{n=1}^{N_c} \sum_{m=1}^{N_c} \ln \sin^2 \left( \frac{\theta_n - \theta_m}{2} \right) \Big|_{n \neq m} + 2N_c \tilde{\lambda} \sum_{n=1}^{N_c} \cos \theta_n \right] + \text{constant}. \quad (67)$$

In order to avoid the singularity in the exponent, the color saddle points are distributed uniformly over the complete circle and do not approach each other ( $\bar{\theta}_i \neq \bar{\theta}_m$ ). However, when these points approach each other in the limit  $\bar{\theta}_i \rightarrow \bar{\theta}_m$  the exponent blows up and diverges and subsequently the saddle points integral approximation is badly broken down

and another analytic solution must emerge beyond this critical point. The color saddle points are evaluated using the stationary conditions

$$\frac{\partial}{\partial \theta_i} \ln Z(\tilde{\lambda}, \{\theta\}) \Big|_{\theta_i = \bar{\theta}_i} = 0, \quad i = 1, 2, \dots, N_c \text{ (or } N_c - 1), \quad (68)$$

for  $U(N_c)$  or  $SU(N_c)$ . Hence the saddle points are determined by the set of equations

$$2N_c \tilde{\lambda} \sin \bar{\theta}_i = \sum_{n \neq i}^{N_c} \cot \left( \frac{\bar{\theta}_i - \bar{\theta}_n}{2} \right), \quad \bar{\theta}_i \neq \bar{\theta}_m. \quad (69)$$

These points are satisfying the set of non-linear equations as follows

$$2\tilde{\lambda} \left( \frac{1}{N_c} \sum_{i=1}^{N_c} \sin \bar{\theta}_i \right) = \frac{1}{N_c^2} \sum_i^{N_c} \sum_n^{N_c} \cot \left( \frac{\bar{\theta}_i - \bar{\theta}_n}{2} \right)_{i \neq n}. \quad (70)$$

This non-linear set is the root of the spectral density that is derived using the spectral density of eigenvalues method in the large  $N_c$  limit. The Gaussian-like integral around the saddle points is approximated as follows

$$\begin{aligned} Z(\tilde{\lambda}) &\sim \prod_i \int_{-\pi}^{\pi} \frac{d\theta_i}{2\pi} \exp \ln Z(\tilde{\lambda}, \{\theta\}), \\ &\approx Z(\tilde{\lambda}, \{\bar{\theta}\}) \prod_i \int_{-\infty}^{\infty} \frac{d\theta_i}{2\pi} e^{-\sum_{ij} \frac{1}{2} \Delta(\bar{\theta}_i, \bar{\theta}_j) \theta_i \theta_j}, \end{aligned} \quad (71)$$

where the exponential elements are determined at the saddle points ( $\theta_i, i = 1, 2, \dots, N_c$ ) as follows

$$\Delta(\bar{\theta}_i, \bar{\theta}_j) = - \frac{\partial^2}{\partial \theta_i \partial \theta_j} \ln Z(\tilde{\lambda}, \{\theta\}) \Big|_{\theta_i = \bar{\theta}_i}. \quad (72)$$

Eq.(71) is evaluated around the saddle points using the Gaussian integral as follows

$$Z(\tilde{\lambda}) \doteq \mathcal{N} \exp \left[ \ln Z(\tilde{\lambda}, \{\bar{\theta}\}) \right], \quad (73)$$

where the pre-exponential normalization satisfies the integral  $\int \frac{d\theta_i}{2\pi} = 1$  and it is determined by

$$\mathcal{N} = (2\pi)^{-N_c/2} \left[ \det \Delta(\bar{\theta}_i, \bar{\theta}_j) \right]^{-1/2} \leq 1. \quad (74)$$

However, it is not always possible to find real values for the saddle points distributed uniformly over the entire circle range for the parameter  $\tilde{\lambda}$  that runs along the real axis. These real saddle points cease to exist when the thermal running parameter  $\tilde{\lambda}$  reaches the critical value. The Vandermonde potential characteristics is modified at the critical point. This point is the threshold for another solution with a different behavior.

## VI. ADJOINT PARTICLES

The color-singlet bags consisting of a gas of fundamental and anti-fundamental particles represent the mesonic and baryonic states with no gluonic component. On the other hand, the color-singlet bags consisting only of the adjoint particles represent glueballs states with no quark component. The low-lying hadronic states are likely mesons, baryons and glueballs. The Hagedorn states with fundamental and adjoint constituent particles are essential to understand the highly thermal excited hadronic states near and just below the deconfinement phase transition diagram.

The canonical ensemble for the bags consisting only of the adjoint particles projected in the color-singlet state reads

$$Z(\beta) = \int d\mu(g) \exp \left[ \mathcal{D}_g \int_V d^3r \int \frac{d^3p}{(2\pi)^3} \mathcal{G}_{\text{adj}}(\theta) e^{-\beta E(p,r)} \right], \quad (75)$$

where  $\mathcal{D}_g$  is the degeneracy such as the spin multiplicity  $\mathcal{D}_g = (2j + 1)$ . The internal color structure for the adjoint constituents in the Fock space is given by

$$\mathcal{G}_{\text{adj}}(\theta) = \frac{1}{\text{dim}_g} \text{tr} [\mathbf{R}_{\text{adj}}(g)], \quad (76)$$

where  $\text{dim}_g = N_c^2$  and  $(N_c^2 - 1)$  for  $U(N_c)$  and  $SU(N_c)$ , respectively. The partition function for the gas of free particles occupying the volume  $V$  is approximated to

$$\lambda_g = \mathcal{D}_g \int_V d^3r \int \frac{d^3p}{(2\pi)^3} e^{-\beta E(p,r)}, \quad (77)$$

where  $E(p, r)$  is the energy for each constituent particle species. In order to simplify our notation, we define the following thermal running parameter

$$\tilde{\lambda}_g = \frac{\lambda_g}{\text{dim}_g}. \quad (78)$$

Hence, the canonical ensemble is simplified as follows

$$Z(\lambda_g) = \int d\mu(g) \exp \left[ \tilde{\lambda}_g \text{tr}_c [\mathbf{R}_{\text{adj}}(g)] \right]. \quad (79)$$

The adjoint group representation reads

$$\begin{aligned} \text{tr} [\mathbf{R}_{\text{adj}}(g^k)] &= \text{tr} [\mathbf{R}_{\text{fund}}(g^k)] \text{tr} [\mathbf{R}_{\text{fund}}^*(g^k)] - 1, \\ &= (N_c - 1) + \sum_{n=1}^{N_c} \sum_{m=1}^{N_c} \cos k(\theta_n - \theta_m) |_{n \neq m}, \quad \left( \theta_{N_c} = \sum_{i=1}^{N_c-1} \theta_i \right), \end{aligned} \quad (80)$$

and

$$\text{tr} [\mathbf{R}_{\text{adj}}(g^k)] = \text{tr} [\mathbf{R}_{\text{fund}}(g^k)] \text{tr} [\mathbf{R}_{\text{fund}}^*(g^k)], \quad (81)$$

for the groups  $SU(N_c)$  and  $U(N_c)$ , respectively.

We use the Gaussian-like saddle points method developed in the previous section in order to calculate the asymptotic high-lying energy solution for the canonical ensemble with large thermal running parameter  $\tilde{\lambda}_g \geq (\tilde{\lambda}_g)_{\text{critical}}$ . In this range, the Fourier color variables are assumed to be dominant only in a narrow range. The adjoint action near the saddle points is approximated to

$$\begin{aligned} \tilde{\lambda}_g \text{tr}_c [\mathbf{R}_{\text{adj}}(g)] &= \tilde{\lambda}_g \left\{ (N_c - 1) + \sum_{n=1}^{N_c} \sum_{m=1}^{N_c} \cos(\theta_n - \theta_m) |_{n \neq m} \right\}, \\ &\approx \tilde{\lambda}_g \left[ (N_c^2 - 1) - \frac{1}{2} \sum_{n=1}^{N_c} \sum_{m=1}^{N_c} (\theta_n - \theta_m)^2 \right]. \end{aligned} \quad (82)$$

The above approximation reduces the canonical ensemble to

$$\begin{aligned} Z(\lambda_g) |_{SU(N_c)} &\approx Z_{(II)}(\lambda_g) |_{SU(N_c)} \quad (@ \tilde{\lambda}_g \text{ runs over the range } \tilde{\lambda}_g \geq \tilde{\lambda}_{g(II)\text{minimum}}), \\ Z_{(II)}(\lambda_g) |_{SU(N_c)} &= e^{(N_c^2-1)\tilde{\lambda}_g} \frac{1}{N!} \int_{-\pi}^{\pi} d\theta_{N_c} \delta\left(\sum_{i=1}^{N_c} \theta_i\right) \left(\prod_k^{N_c-1} \int_{-\infty}^{\infty} \frac{d\theta_k}{2\pi}\right) \prod_{n>m}^{N_c} (\theta_n - \theta_m)^2 \\ &\times \exp\left[-\frac{\tilde{\lambda}_g}{2} \sum_{n=1}^{N_c} \sum_{m=1}^{N_c} (\theta_n - \theta_m)^2\right], \\ &\approx \left(\frac{1}{2N_c \tilde{\lambda}_g}\right)^{\frac{N_c^2-1}{2}} e^{(N_c^2-1)\tilde{\lambda}_g} \left[\frac{1}{N_c! (2\pi)^{\frac{N_c-1}{2}}} \prod_{n=1}^{N_c} n! \frac{1}{\sqrt{2\pi N_c}}\right], \end{aligned} \quad (83)$$

for  $SU(N_c)$  group representation where the following relation has been adopted

$$\begin{aligned} I_i &= \left(\prod_k^{N_c} \int_{-\infty}^{\infty} \frac{d\theta_k}{2\pi}\right) 2\pi \delta\left(\sum_{i=1}^{N_c} \theta_i\right) \left[\prod_{n \neq m}^{N_c} (\theta_n - \theta_m)^2\right]^{\frac{1}{2}} e^{\left[-\frac{\tilde{\lambda}_g}{2} \sum_{n=1}^{N_c} \sum_{m=1}^{N_c} (\theta_n - \theta_m)^2\right]}, \\ &\equiv \left(\prod_k^{N_c} \int_{-\infty}^{\infty} \frac{d\theta_k}{2\pi}\right) 2\pi \delta\left(\sum_{i=1}^{N_c} \theta_i\right) \left[\prod_{n>m}^{N_c} (\theta_n - \theta_m)^2\right] e^{\left[-\frac{2N_c \tilde{\lambda}_g}{2} \sum_{n=1}^{N_c} \theta_n^2\right]}. \end{aligned} \quad (84)$$

The same procedure can be followed for  $U(N_c)$  symmetry. The canonical ensemble is reduced to

$$\begin{aligned} Z_{(II)}(\lambda_g) |_{U(N_c)} &\approx \left(\frac{1}{2N_c \tilde{\lambda}_g}\right)^{\frac{N_c^2-1}{2}} e^{N_c^2 \tilde{\lambda}_g} \left[\frac{\sqrt{N_c}}{N_c! (2\pi)^{\frac{N_c-1}{2}}} \prod_{n=1}^{N_c} n!\right] \int_{-\infty}^{\infty} \frac{d\theta_{N_c}}{2\pi}, \\ &\approx e^{N_c^2 \tilde{\lambda}_g} \left(\frac{1}{2N_c \tilde{\lambda}_g}\right)^{\frac{N_c^2-1}{2}} \left[\frac{\prod_{n=1}^{N_c} n!}{N_c! (2\pi)^{\frac{N_c}{2}}}\right] \sqrt{2\pi N_c} \int_{-\pi}^{\pi} \frac{d\theta_{N_c}}{2\pi}, \\ &\quad (@ \tilde{\lambda}_g \text{ runs over the range } \tilde{\lambda}_g \geq \tilde{\lambda}_{g(II)\text{minimum}}). \end{aligned} \quad (85)$$

Using the Stirling's approximation as done in Eq.(52) for the large  $N_c$  limit, the partition function becomes,

$$\begin{aligned}
Z_{(II)}(\lambda_g)\Big|_{U(N_c)} &\approx \left(\frac{1}{2\tilde{\lambda}_g}\right)^{\frac{N_c^2-1}{2}} e^{(N_c^2\tilde{\lambda}_g - \frac{3}{4}N_c^2)}, \\
&\rightarrow \left(\frac{1}{2\tilde{\lambda}_g}\right)^{\frac{N_c^2}{2}} e^{(N_c^2\tilde{\lambda}_g - \frac{3}{4}N_c^2 + N_c^2 C_{\text{adj}})}, \\
&\quad (\text{@ } \tilde{\lambda}_g \text{ runs over the range } \tilde{\lambda}_g \geq \tilde{\lambda}_{g(II)\text{minimum}}), \quad (86)
\end{aligned}$$

for the case of  $U(N_c)$  representation. The additional constant  $C_{\text{adj}}$  insures that the term  $\ln Z_{(II)}(\lambda_g)/N_c^2$  is non-negative quantity and it should satisfy the boundary near the critical point and furthermore it throws away any redundant constant. This additional constant stems from the normalization transformation in the Gaussian-like integration  $\int_{-\infty}^{\infty} \frac{d\theta}{2\pi} e^0 \rightarrow \int_{-\pi}^{\pi} \frac{d\theta}{2\pi} = 1$ . Hence, the solution for the large parameter  $\tilde{\lambda}_g > \tilde{\lambda}_{g(II)\text{minimum}}$  reads

$$\begin{aligned}
\left(\lim_{N_c^2 \rightarrow \text{large}} \frac{\ln Z_{(II)}(\lambda_g)}{N_c^2}\right)\Big|_{U(N_c)} &= -\frac{1}{2} \ln 2\tilde{\lambda}_g + \tilde{\lambda}_g - \frac{3}{4} + C_{\text{adj}}, \\
&\geq 0, \quad (87)
\end{aligned}$$

in the large  $N_c$ -limit. This function is concave up. The value  $\tilde{\lambda}_{g(II)\text{minimum}}$  is calculated as follows

$$\begin{aligned}
\left(\lim_{N_c^2 \rightarrow \text{large}} \frac{\partial}{\partial \lambda_g} \frac{\ln Z_{(II)}(\lambda_g)}{N_c^2}\right)\Big|_{\tilde{\lambda}_{g(II)\text{minimum}}} &= 0 \rightarrow \tilde{\lambda}_{g(II)\text{minimum}} = \frac{1}{2}, \\
\left(\lim_{N_c^2 \rightarrow \text{large}} \frac{\partial^2}{\partial \lambda_g^2} \frac{\ln Z_{(II)}(\lambda_g)}{N_c^2}\right)\Big|_{\tilde{\lambda}_{g(II)\text{minimum}}} &\rightarrow (+) \rightarrow \text{concave up.} \quad (88)
\end{aligned}$$

This means that our solution is valid only when  $\tilde{\lambda}_g$  runs over the range  $\tilde{\lambda}_g \geq \tilde{\lambda}_{g(II)\text{minimum}}$ . The value  $C_{\text{adj}}$  is determined as follows

$$\left(\lim_{N_c^2 \rightarrow \text{large}} \frac{\ln Z_{(II)}(\lambda_g)}{N_c^2}\right) \geq 0, \quad (89)$$

for the point  $\tilde{\lambda}_{g(II)\text{minimum}}$  in order to ensure that our solution is non negative in the entire  $\tilde{\lambda}$  range and also in order to preserve the analytic continuation of the solution. This leads to  $C_{\text{adj}} = \frac{1}{4}$ . Hence, the canonical partition in the range  $\tilde{\lambda}_g \geq \tilde{\lambda}_{g(II)\text{minimum}}$  in the limit large  $N_c$  limit reads

$$Z_{(II)}(\lambda_g) \equiv \left(\frac{1}{2\tilde{\lambda}_g}\right)^{\frac{N_c^2}{2}} e^{(N_c^2\tilde{\lambda}_g - \frac{N_c^2}{2})}. \quad (90)$$

It will be shown below (e.g. in Eq.(100)) that for  $\tilde{\lambda}_g \leq \tilde{\lambda}_{g(I)\text{maximum}}$  where  $\tilde{\lambda}_{g(I)\text{maximum}} < 1$ , the canonical ensemble becomes

$$\begin{aligned} \lim_{N_c^2 \rightarrow \text{large}} \ln Z(\lambda_g) &= \lim_{N_c^2 \rightarrow \text{large}} \ln Z_{(I)}(\lambda_g), \\ &= -\frac{1}{N_c^2} \ln(1 - \tilde{\lambda}_g), \\ &\approx 0, \\ &\quad (\text{@ } \tilde{\lambda}_g \text{ runs over the range } \tilde{\lambda}_g \leq \tilde{\lambda}_{g(I)\text{maximum}}). \end{aligned} \quad (91)$$

We are in the position to compute the Gross-Witten critical point

$$\tilde{\lambda}_{g(I)\text{maximum}} \geq \tilde{\lambda}_{g\text{critical}} \geq \tilde{\lambda}_{g(II)\text{minimum}}. \quad (92)$$

The critical point for the phase transition is determined as follows

$$\lim_{N_c^2 \rightarrow \text{large}} \frac{\ln Z_{(I)}(\lambda)}{N_c^2} = \lim_{N_c^2 \rightarrow \text{large}} \frac{\ln Z_{(II)}(\lambda)}{N_c^2} \quad (\text{@ the point } \tilde{\lambda}_g = \tilde{\lambda}_{g\text{critical}}). \quad (93)$$

It is found that the critical point is located at  $\tilde{\lambda}_{g\text{critical}} = \frac{1}{2}$ . This procedure is very useful to determine the point for the phase transition for a finite number of colors  $N_c$  and it will be more appropriate in the case of more complicated physical situations are involved. Furthermore, it sounds that the Gaussian-like saddle points method is a straightforward and easier than the spectral density method.

The solution of the canonical ensemble for the adjoint particles in the range  $\tilde{\lambda}_g \leq \tilde{\lambda}_{g(I)\text{maximum}}$  is nontrivial because of the color structure for  $SU(N_c)$  and  $U(N_c)$  group representations. Fortunately, the adjoint color structure can be simplified to fundamental-like structure by introducing the Lagrange multiplier. The inclusion of the Lagrange multiplier trick reduces the partition function with  $U(N_c)$  group structure to

$$\begin{aligned} Z(\lambda_g) &= \int d\mu(g) \exp\left(\lambda_g \frac{1}{\dim_g} \text{tr} \mathbf{R}_{\text{adj}}(g)\right), \\ &= \int d\mu(g) \exp\left(\tilde{\lambda}_g \text{tr} \mathbf{R}_{\text{fun}}(g) \text{tr} \mathbf{R}_{\text{fun}}^*(g)\right), \\ &= \frac{N_c^2}{2\tilde{\lambda}_g} \int_0^\infty d\xi \xi e^{-\frac{N_c \xi^2}{4\tilde{\lambda}_g}} \int d\mu(g) \exp\left[\frac{N_c \xi}{2} (\text{tr} \mathbf{R}_{\text{fun}}(g) + \text{tr} \mathbf{R}_{\text{fun}}^*(g))\right]. \end{aligned} \quad (94)$$

The above equation is decomposed into two parts

$$Z(\lambda_g) = Z_1(\lambda_g) + Z_2(\lambda_g), \quad (95)$$

where

$$Z_1(\lambda_g) = \frac{N_c^2}{2\tilde{\lambda}_g} \int_0^{\xi_0} d\xi \xi e^{-\frac{N_c^2 \xi^2}{4\lambda_g}} e^{\frac{N_c^2 \xi^2}{4}}, \quad (96)$$

and

$$Z_2(\lambda_g) = \frac{N_c^2}{2\tilde{\lambda}_g} \int_{\xi_0}^{\infty} d\xi \xi e^{-\frac{N_c^2 \xi^2}{4\lambda_g}} (\xi)^{-N_c^2/2} e^{N_c^2 \xi - 3N_c^2/4}. \quad (97)$$

The integration over the color-singlet state is taken into account the splitting into small- and large-domains  $0 \leq \xi \leq \xi_0$  and  $\xi_0 \leq \xi \leq \infty$ , respectively, where  $\xi_0 = 1$ . The integration over the range  $(0 \leq \xi \leq \xi_0)$ , reduces Eq.(96) to

$$Z_1(\lambda_g) = \frac{N_c^2}{4\tilde{\lambda}_g} \int_0^{\xi_0} d\xi^2 e^{-\frac{N_c^2 \xi^2}{4} \left(\frac{1}{\tilde{\lambda}_g} - 1\right)}, \quad (98)$$

where  $\tilde{\lambda}_g$  is assumed to run only over the range  $\tilde{\lambda}_g \leq \tilde{\lambda}_{g(I)\text{maximum}} < 1$ . The extrapolation of the integration upper limit  $\xi_0 \rightarrow \infty$  approximates the partition function to

$$\begin{aligned} Z(\lambda_g) &= Z_1(\lambda_g) + Z_2(\lambda_g), \\ &\approx \frac{N_c^2}{4\tilde{\lambda}_g} \int_0^{\infty} d\xi^2 e^{-\frac{N_c^2 \xi^2 (1 - \tilde{\lambda}_g)}{4\tilde{\lambda}_g}}, \\ &\approx \frac{N_c^2}{4\tilde{\lambda}_g} \frac{4\tilde{\lambda}_g / N_c^2}{(1 - \tilde{\lambda}_g)}. \end{aligned} \quad (99)$$

This integration is trivial and is reduced to

$$\begin{aligned} Z(\lambda_g) &\approx Z_1(\lambda_g), \\ Z_1(\lambda_g) &\approx \frac{1}{1 - \tilde{\lambda}_g}, \\ &= \exp[-\ln(1 - \tilde{\lambda}_g)] \sim \exp[\text{fun}(\tilde{\lambda}_g)]. \end{aligned} \quad (100)$$

The integration over  $\xi_0 \leq \xi \leq \infty$  where  $\xi_0 = 1$  for the case  $\tilde{\lambda}_g \leq \frac{1}{2} \leq \tilde{\lambda}_{g(I)\text{maximum}}$  is approximated to

$$\begin{aligned} Z_2(\lambda_g) &= \frac{N_c^2}{4\tilde{\lambda}_g} \int_{\xi_0^2}^{\infty} d\xi^2 (\xi^2)^{-N_c^2/4} e^{-\frac{N_c^2 \xi^2}{4\lambda_g}} e^{N_c^2 \xi - \frac{3}{4}N_c^2}, \\ &\leq \frac{N_c^2}{4\tilde{\lambda}_g} \int_{\xi_0^2}^{\infty} d\xi^2 e^{-\frac{N_c^2 \xi^2}{4\lambda_g}} e^{N_c^2 \xi} \leq \frac{N_c^2}{4\tilde{\lambda}_g} \int_{x_0}^{\infty} dx e^{-\frac{N_c^2 (1 - \lambda_g) x}{4\tilde{\lambda}_g}}. \end{aligned} \quad (101)$$

This integral complements the integral given by Eq.(99) which runs over the interval  $0 \leq \xi \leq \xi_0$ . In Eq.(99) when  $\xi_0$  is extended and extrapolated to  $\infty$  in term  $Z_1(\lambda_g)$ , then the second term is suppressed.

On the other hand, the analytical solution behaves differently in the energy domain  $\tilde{\lambda}_g \geq 1 \geq \tilde{\lambda}_{g(II)\text{minimum}}$ . In this energy domain the integral over  $0 \leq \xi \leq \xi_0$  is suppressed and  $Z_1(\lambda_g)$  becomes negligible,

$$Z_1(\lambda_g) \propto \frac{1}{\lambda_g} \sim 0. \quad (102)$$

The integration over the range  $\xi_0 \leq \xi \leq \infty$  and  $\tilde{\lambda}_g \geq 1$  approximates Eq.(97) to

$$\begin{aligned} Z(\lambda_g) &\approx Z_2(\lambda_g), \\ &= \frac{N_c^2}{2\tilde{\lambda}_g} \int_{\xi_0}^{\infty} d\xi \xi e^{-\frac{N_c^2 \xi^2}{4\tilde{\lambda}_g}} (\xi)^{-N_c^2/2} e^{N_c^2 \xi - 3N_c^2/4}, \\ &= \int_{\xi_0}^{\infty} d\xi e^{f(\xi)}, \end{aligned} \quad (103)$$

where

$$f(\xi) \approx \left[ -\frac{1}{4\tilde{\lambda}_g} \xi^2 - \frac{1}{2} \ln \xi + \xi - \frac{3}{4} \right]. \quad (104)$$

When the saddle point becomes  $\xi_{\text{saddle}} \geq 1$ , the above equation is approximated to

$$Z(\lambda_g) \approx \int_0^{\infty} d\xi e^{f(\xi)}. \quad (105)$$

The saddle point can be found by the following solution

$$\left( \xi^2 - 2\tilde{\lambda}_g \xi + \tilde{\lambda}_g \right)_{\xi=\xi_{\text{saddle}}} = 0. \quad (106)$$

The saddle point solution reads,

$$\begin{aligned} \xi_{\text{saddle}} &= 1 + \sqrt{1 - \frac{1}{\tilde{\lambda}_g}}, \quad \left( \text{with the constraint } \tilde{\lambda}_g \geq 1 \right), \\ \xi_{\text{saddle}} &\approx \tilde{\lambda}_g \left[ 2 - \frac{1}{2\tilde{\lambda}_g} \right], \\ \xi_{\text{saddle}} &\approx 2\tilde{\lambda}_g. \end{aligned} \quad (107)$$

The saddle point can, alternatively, be derived from Eq.(106) as follows,

$$\begin{aligned} \left( 1 - 2\tilde{\lambda}_g \frac{1}{\xi} + \tilde{\lambda}_g \frac{1}{\xi^2} \right)_{1/\xi=1/\xi_{\text{saddle}}} &= 0, \\ \rightarrow 1/\xi_{\text{saddle}} &= 1 - \sqrt{1 - \frac{1}{\tilde{\lambda}_g}} \approx \frac{1}{2\tilde{\lambda}_g}. \end{aligned} \quad (108)$$

This result is analogous to Eq.(118). The above approximation softens and extrapolates the constraint to

$$\xi_{\text{saddle}} = 2\tilde{\lambda}_g, \left( \text{with constraint } \tilde{\lambda}_g \geq \frac{1}{2}, \text{ and } \xi_{\text{saddle}} \geq 1 \right). \quad (109)$$

Hence, by substituting the saddle point into Eq.(104), we get

$$\begin{aligned} f(\xi_{\text{saddle}}) &= -\frac{1}{4\tilde{\lambda}_g} \left[ \xi_{\text{saddle}}^2 - 2\tilde{\lambda}_g \xi_{\text{saddle}} + \tilde{\lambda}_g \right] + \frac{\xi_{\text{saddle}}}{2} - \frac{1}{2} \ln \xi_{\text{saddle}} - \frac{1}{2}, \\ &= \frac{\xi_{\text{saddle}}}{2} - \frac{1}{2} \ln \xi_{\text{saddle}} - \frac{1}{2}, \\ &= \frac{1}{2s_0^2} + \frac{1}{2} \ln s_0^2 - \frac{1}{2} = f(s_0^2), \end{aligned} \quad (110)$$

where we have introduced  $s_0^2 = 1/\xi_{\text{saddle}}$  for our convenience. In terms of  $s_0^2$ , the partition function is reduced to

$$\begin{aligned} Z_2(s_0^2) &= \mathcal{N}_\xi \exp \left[ N_c^2 \left( \frac{1}{2s_0^2} + \frac{1}{2} \ln s_0^2 - \frac{1}{2} \right) \right], \\ &\approx \exp \left[ N_c^2 \left( \frac{1}{2s_0^2} + \frac{1}{2} \ln s_0^2 - \frac{1}{2} + \mathcal{O} \left( \frac{\ln N_c}{N_c^2} \right) \right) \right], \end{aligned} \quad (111)$$

where

$$\begin{aligned} \mathcal{N}_\xi &= \frac{N_c}{2\tilde{\lambda}_g} \sqrt{\frac{2\pi}{-f''(\xi_0)}}, \\ &= \exp \left[ N_c^2 \mathcal{O} \left( \frac{1}{N_c^2} \ln(N_c) \right) \right]. \end{aligned} \quad (112)$$

With the approximation  $s_0^2 = \frac{1}{2\tilde{\lambda}_g}$  and  $\tilde{\lambda}_g \geq \frac{1}{2}$ , the partition function reads

$$Z(\tilde{\lambda}_g) = \exp \left[ N_c^2 \left( \tilde{\lambda}_g - \frac{1}{2} \ln 2\tilde{\lambda}_g - \frac{1}{2} \right) \right]. \quad (113)$$

This result is identical to the result Eq.(120) to be derived using the spectral density method. However, the saddle point derived from Eq.(106) can be approximated to

$$\xi_{\text{saddle}} = 2\tilde{\lambda}_g - \frac{1}{2}. \quad (114)$$

This approximation in the large  $N_c$  limit leads to

$$\begin{aligned} Z(\tilde{\lambda}_g) &\approx \lim_{\tilde{\lambda}_g \rightarrow \text{Large}} \exp \left[ N^2 \left( \tilde{\lambda}_g - \frac{1}{2} \ln \left( 2\tilde{\lambda}_g - \frac{1}{2} \right) - \frac{3}{4} \right) \right], \\ &\approx \exp \left[ N^2 \left( \tilde{\lambda}_g - \frac{1}{2} \ln (2\tilde{\lambda}_g) - \text{constant} \right) \right], \quad \left( \text{constant} = \frac{3}{4} \right), \end{aligned} \quad (115)$$

with an additive constant equivalent to the one in the Gaussian-like saddle points method. The discrepancy between the Gaussian-like saddle point method and the spectral density of the color eigenvalues method comes from a redundant additive constant emerges due to the kind of approximation is considered. This redundant constant appears in the gas of only adjoint particles in the  $U(N_c)$  representation. The  $SU(N_c)$  representation does not have this kind of problem. In order to verify the results of the Gaussian-like saddle points method, we compare them with the results of the method of the spectral density of color eigenvalues[8]. The canonical ensemble in the adjoint representation is computed in a similar way done in the fundamental representation. Using a similar transformation, the canonical ensemble in the term of the spectral density is reduced to

$$\begin{aligned}
Z(\lambda_g) &= C \exp \left[ \frac{N_c^2}{2} \text{P} \int_{-\pi}^{\pi} d\theta \rho(\theta) \int_{-\pi}^{\pi} d\theta' \rho(\theta') \ln \sin^2 \left( \frac{\theta - \theta'}{2} \right) \right. \\
&\quad \left. + \tilde{\lambda}_g \left\{ N_c + N_c^2 \text{P} \int_{-\pi}^{\pi} d\theta \rho(\theta) \int_{-\pi}^{\pi} d\theta' \rho(\theta') \cos(\theta - \theta') \right\} \right], \\
&\approx C \exp \left[ N_c^2 \left( \frac{1}{2} \text{P} \int_{-\pi}^{\pi} d\theta \rho(\theta) \int_{-\pi}^{\pi} d\theta' \rho(\theta') \ln \sin^2 \left( \frac{\theta - \theta'}{2} \right) \right. \right. \\
&\quad \left. \left. + \tilde{\lambda}_g \int_{-\pi}^{\pi} d\theta \rho(\theta) \int_{-\pi}^{\pi} d\theta' \rho(\theta') \cos(\theta - \theta') \right) \right], \tag{116}
\end{aligned}$$

where the integral pre-factor  $C$  is analogous to that one given in the fundamental representation. Using the symmetry property of the spectral density  $\rho(\theta)$  in the range  $-\pi \leq \theta \leq \pi$ , the stationary equation reads

$$2\tilde{\lambda}_g \left[ \int_{-\pi}^{\pi} d\theta' \rho(\theta') \cos \theta' \right] \sin \theta = \text{P} \int_{-\pi}^{\pi} d\theta' \rho(\theta') \cot \left( \frac{\theta - \theta'}{2} \right). \tag{117}$$

The solution for the range  $2\tilde{\lambda}_g \geq 1$  is already known [7, 8, 22, 23]. The density of eigenvalues reads

$$\begin{aligned}
\rho(\theta) &= \frac{1}{\pi} \frac{\cos \frac{\theta}{2}}{\sin^2 \frac{\theta_0}{2}} \sqrt{\sin^2 \frac{\theta_0}{2} - \sin^2 \frac{\theta}{2}}, \quad -\theta_0 \leq \theta \leq \theta_0, \\
&= 0, \quad \pi \geq |\theta| > \theta_0, \tag{118}
\end{aligned}$$

where

$$\sin^2 \left( \frac{\theta_0}{2} \right) = 1 - \sqrt{1 - \frac{1}{\tilde{\lambda}_g}}. \tag{119}$$

However, in the limit  $\tilde{\lambda}_g \gg 1$ , we get  $\sin^2(\theta_0/2) = 1/(2\tilde{\lambda}_g)$ . In the context of the spectral density method the canonical ensemble, in the large  $N_c$  limit, becomes

$$Z(\tilde{\lambda}_g) \approx \exp \left[ N_c^2 \tilde{\lambda}_g - \frac{N_c^2}{2} \ln(2N_c \tilde{\lambda}_g) + \frac{N_c^2}{2} \ln N_c - \frac{N_c^2}{2} \right],$$

$$\cong \left( \frac{1}{2\tilde{\lambda}_g} \right)^{\frac{N_c^2}{2}} \exp \left[ N_c^2 \tilde{\lambda}_g - \frac{N_c^2}{2} \right], \quad (\tilde{\lambda}_g \geq \frac{1}{2}). \quad (120)$$

The solution for the energy domain  $\tilde{\lambda}_g \leq \frac{1}{2} \ll \tilde{\lambda}_{g(I)\text{maximum}} < 1$  reads

$$\ln Z(\tilde{\lambda}_g) \approx \text{Constant} \times \exp [\text{function}(\lambda_g)], \quad \tilde{\lambda}_g \leq \frac{1}{2}, \quad (121)$$

for the entire color range  $|\theta_i| \leq \pi$ , where the function of  $\lambda_g$  is independent on  $N_c$ . Hence, in the limit  $N_c \rightarrow \infty$ , we have

$$\lim_{N_c \rightarrow \infty} \frac{\ln Z(\tilde{\lambda}_g)}{N_c^2} = 0. \quad (122)$$

It means that in the limit  $N_c \rightarrow \infty$ , the adjoint particle contribution vanishes and only the fundamental particles contribute in the low-lying energy solution for the energy range  $\tilde{\lambda}_g \leq \frac{1}{2}$ . This result is interpreted as follows: the low-lying gluonic spectrum vanishes and the glueballs appear only as highly excited states in the high-lying mass spectrum. Fortunately the existed hadronic mass spectrum agrees this interpretation.

The logarithm of partition function  $\ln Z(\lambda_g)$  for the gas of color-singlet bags of adjoint particles versus the thermal partition parameter  $\tilde{\lambda}_g$  with various color numbers  $N_c=2, 3, 4$  and  $5$  is displayed in Fig.(5). The partition function for the high-lying energy  $\tilde{\lambda}_g \geq \tilde{\lambda}_0$  is solved using the spectral density of eigenvalues method and the Gaussian-like saddle points method. The both solutions are extrapolated to the low-lying energy range  $\tilde{\lambda}_g < \tilde{\lambda}_0$ . It is shown that the solution of the Gaussian-like saddle points method is adjacent and almost parallel to the density of eigenvalues method and they are splitting by a tiny additive constant over the high-lying energy domain  $\tilde{\lambda}_g \geq \frac{1}{2}$ . Furthermore, the exact numerical solution is found in the midway between the two solutions. The tiny split between the exact numerical solution and the asymptotic high-lying energy solution for the two methods becomes less pronounced as the number of colors  $N_c$  increases. The extrapolation of the asymptotic high-lying energy solution which is found by either methods deviates from the exact numerical solution over the thermal running parameter runs over the range  $\tilde{\lambda}_g < \frac{1}{2}$ . This deviation increases significantly as  $\tilde{\lambda}_g$  decreases far away from the critical point. The extrapolation of the high-lying energy solution fails to fit the low-lying energy solution. This characteristic behavior indicates a possible phase transition to another analytic solution. The high-lying energy solution is simply deflected at the Gross-Witten point.

The asymptotic low-lying energy solution versus  $\tilde{\lambda}_g$  in the energy domain  $\tilde{\lambda}_g \leq \tilde{\lambda}_{g(\text{critical})}$  is displayed in Fig.(6). The asymptotic analytical solution for the low-lying energy states is basically obtained by the power expansion over  $\tilde{\lambda}_g$  and the orthogonal relations in the fundamental group representation. The solution for adjoint representation is obtained by the convolution trick and introducing the Lagrange multiplier. The exact numerical solution coincides with the asymptotic low-lying energy solution in the energy domain  $\tilde{\lambda}_g \leq \tilde{\lambda}_{g(\text{critical})}$ . When the thermal running parameter reaches the Gross-Witten point  $\tilde{\lambda}_{g(\text{critical})} \rightarrow \tilde{\lambda}_0 = \frac{1}{2}$ , it deviates from the exact numerical one and this deviation grows up significantly as  $\tilde{\lambda}_g$  increases and exceeds the Gross-Witten point  $\tilde{\lambda}_0 = \frac{1}{2}$ . The extrapolation of the low-lying energy solution fails to fit the high-lying energy solution and subsequently this mechanism indicates that the low-lying energy solution is deflected and a phase transition to another analytical solution takes place. In order to demonstrate that the analytical low-lying energy solution is a correct one, We expand it with respect to the thermal partition parameter  $\tilde{\lambda}_g$ . The results are displayed in Fig.(7). It is shown that the asymptotic analytic low-lying energy solution coincides with the exact numerical one and when the analytical solution is truncated to a lower order it deviates from the exact numerical one significantly.

## VII. FUNDAMENTAL AND ADJOINT REPRESENTATION FOR SU(3) AND U(3)

In the QCD the low-lying hadronic states and the fireballs are treated as bags consisting of fundamental quark-antiquark particles and adjoint gluon particles as well. Generally speaking, the adjoint particles are assumed to be the interaction among the fundamental particles, their anti-particles and the adjoint particles themselves. It will be a reliable approximation to treat the hadronic states as an ideal gas of fundamental and adjoint particles in the color-singlet state. It would be also a good approximation to ignore the interaction among the constituent particles in the present model.

### A. Maxwell-Boltzmann statistics

For the highly thermal excitations, the Maxwell-Boltzmann statistics becomes a reliable one. Fortunately, the Maxwell-Boltzmann statistics is relatively a simple one. In the context

of this statistics, the partition function for the fundamental and adjoint particles reads

$$Z(\lambda_g, \lambda_{q\bar{q}}) = \int d\mu(g) \exp \left[ \lambda_g \frac{1}{\dim_g} \text{tr}_c \mathbf{R}_{\text{adj}}(g) + \lambda_{q\bar{q}} \frac{1}{N_c} \text{tr}_c \left( \mathbf{R}_{\text{fun}}(g) + \mathbf{R}_{\text{fun}}^*(g) \right) \right]. \quad (123)$$

In order to simplify our notation we rescale the thermal running parameters  $\tilde{\lambda}_g = \frac{\lambda_g}{\dim_g}$ ,  $\dim_g = N_c^2 - 1$ , and  $\tilde{\lambda}_{q\bar{q}} = \frac{\lambda_{q\bar{q}}}{N_c^2}$ . With these redefinitions the canonical ensemble is simplified to

$$Z(\lambda_g, \lambda_{q\bar{q}})|_{SU(N_c)} = \int d\mu(g) e^{[\tilde{\lambda}_g \{ (N_c^2 - 1) + \sum_{n=1}^{N_c} \sum_{m=1}^{N_c} \cos(\theta_n - \theta_m) \} + 2N_c \tilde{\lambda}_{q\bar{q}} \sum_{n=1}^{N_c} \cos \theta_n]}. \quad (124)$$

For the large thermal running parameter limit  $\tilde{\lambda}_g \geq \tilde{\lambda}_{g(II)\text{min}}$  and  $\tilde{\lambda}_{q\bar{q}} \geq \tilde{\lambda}_{q\bar{q}(II)\text{min}}$ , it is straightforward to evaluate the partition function using the Gaussian-like saddle points method. In the asymptotic large  $\tilde{\lambda}_g$  and  $\tilde{\lambda}_{q\bar{q}}$ , the saddle points are dominated in a narrow interval around the origin. The expansion around the saddle points  $\theta_i \approx 0$  reduces the partition function to

$$\begin{aligned} Z(\lambda_g, \lambda_{q\bar{q}})|_{SU(N_c)} &= Z_{(II)}(\lambda_g, \lambda_{q\bar{q}})|_{SU(N_c)}, \\ Z_{(II)}(\lambda_g, \lambda_{q\bar{q}})|_{SU(N_c)} &= Z_{SU(N_c)}^{(0)} \int d\mu(g) e^{\left[ -\frac{2N_c \tilde{\lambda}_g}{2} \frac{1}{2N_c} \sum_{n=1}^{N_c} \sum_{m=1}^{N_c} (\theta_n - \theta_m)^2 - \frac{2N_c \tilde{\lambda}_{q\bar{q}}}{2} \sum_{n=1}^{N_c} \theta_n^2 \right]}, \\ &\doteq Z_{SU(N_c)}^{(0)} \int d\mu(g) e^{-(2N_c \tilde{\lambda}_{q\bar{q}} + 2N_c \tilde{\lambda}_g) \frac{1}{2} \sum_{n=1}^{N_c} \theta_n^2} \\ &\quad \left( @ \left\{ \begin{array}{l} \tilde{\lambda}_g \\ \tilde{\lambda}_{q\bar{q}} \end{array} \right\} \text{ runs over the range } \left\{ \begin{array}{l} \tilde{\lambda}_g \geq \tilde{\lambda}_{g(II)\text{min}} \\ \tilde{\lambda}_{q\bar{q}} \geq \tilde{\lambda}_{q\bar{q}(II)\text{min}} \end{array} \right\} \right), \end{aligned} \quad (125)$$

where

$$Z_{SU(N_c)}^{(0)} = \exp \left[ (N_c^2 - 1) \tilde{\lambda}_g + 2N_c^2 \tilde{\lambda}_{q\bar{q}} \right]. \quad (126)$$

The invariance measure is approximated to

$$\frac{1}{2\pi} \int_{-\pi}^{\pi} d\mu(g) \rightarrow \frac{1}{2\pi} \int_{-\infty}^{\infty} d\mu_{\text{saddle}}. \quad (127)$$

The Gaussian-like integration over  $SU(N_c)$  leads to

$$Z_{(II)}(\lambda_g, \lambda_{q\bar{q}})|_{SU(N_c)} = \frac{1}{N_c! (2\pi)^{N_c-1}} \frac{(2\pi)^{N_c/2} \prod_{n=1}^{N_c} n!}{\sqrt{2\pi N_c}} \left( \frac{1}{2N_c(\tilde{\lambda}_g + \tilde{\lambda}_{q\bar{q}})} \right)^{\frac{N_c^2-1}{2}} Z_{SU(N_c)}^{(0)}. \quad (128)$$

The same calculation can be carried in the same manner for  $U(N_c)$  group. In the asymptotic large thermal running parameters  $\tilde{\lambda}_{q\bar{q}} \geq \tilde{\lambda}_{q\bar{q}(II)\min}$  and  $\tilde{\lambda}_g \geq \tilde{\lambda}_{g(II)\min}$  the canonical ensemble for  $U(N_c)$  becomes

$$\begin{aligned} Z_{(II)}(\lambda_g, \lambda_{q\bar{q}})|_{U(N_c)} &= \frac{(2\pi)^{N_c/2} \prod_{n=1}^{N_c} n!}{N_c! (2\pi)^{N_c-1}} \frac{1}{\sqrt{2\pi}} \left[ \int_{-\pi}^{\pi} \frac{d\theta}{2\pi} e^{-\frac{2N_c \tilde{\lambda}_{q\bar{q}}}{2} \theta^2} \right] \frac{Z_{U(N_c)}^{(0)}}{\left(2N_c(\tilde{\lambda}_g + \tilde{\lambda}_{q\bar{q}})\right)^{\frac{N_c^2-1}{2}}}, \\ &= \frac{(2\pi)^{N_c/2} \prod_{n=1}^{N_c} n!}{N_c! (2\pi)^{N_c-1}} \frac{1}{2\pi} \frac{1}{\sqrt{2N_c \tilde{\lambda}_{q\bar{q}}}} \frac{Z_{U(N_c)}^{(0)}}{\left(2N_c(\tilde{\lambda}_g + \tilde{\lambda}_{q\bar{q}})\right)^{\frac{N_c^2-1}{2}}}, \end{aligned} \quad (129)$$

where

$$Z_{U(N_c)}^{(0)} = \exp \left[ N_c^2 \tilde{\lambda}_g + 2N_c^2 \tilde{\lambda}_{q\bar{q}} \right]. \quad (130)$$

The canonical ensemble is simplified for a further analytical investigation. Using the Stirling's approximation in the large  $N_c \rightarrow \infty$  limit and approximating the summation over  $n$  to an integration over  $n$ , the canonical ensemble can be approximated to

$$\begin{aligned} \lim_{N_c \rightarrow \text{large}} Z(\lambda_g, \lambda_{q\bar{q}})|_{U(N_c)} &= \lim_{N_c \rightarrow \text{large}} Z_{(II)}(\lambda_g, \lambda_{q\bar{q}})|_{U(N_c)} \\ &= \frac{1}{\sqrt{2\tilde{\lambda}_{q\bar{q}}}} \frac{\exp \left[ N_c^2 \tilde{\lambda}_g + 2N_c^2 \tilde{\lambda}_{q\bar{q}} - \frac{3N_c^2}{4} \right]}{\left(2(\tilde{\lambda}_g + \tilde{\lambda}_{q\bar{q}})\right)^{\frac{N_c^2-1}{2}}} \\ &\quad \left( \textcircled{\text{a}} \left\{ \begin{array}{l} \tilde{\lambda}_g \\ \tilde{\lambda}_{q\bar{q}} \end{array} \right\} \text{ runs over the range } \left\{ \begin{array}{l} \tilde{\lambda}_g \geq \tilde{\lambda}_{g(II)\min} \\ \tilde{\lambda}_{q\bar{q}} \geq \tilde{\lambda}_{q\bar{q}(II)\min} \end{array} \right\} \right). \end{aligned} \quad (131)$$

In contrary, it is hard to compute the spectral density in the large  $\tilde{\lambda}_g$  and  $\tilde{\lambda}_{q\bar{q}}$  limits in the context of the spectral density of color eigenvalues method. Nonetheless, in that method, the canonical ensemble can be calculated only when the spectral density is known at first.

Under certain conditions when both  $\tilde{\lambda}_g$  and  $\tilde{\lambda}_{q\bar{q}}$  become small, the color eigenvalues are distributed uniformly over the entire interval  $-\pi \leq \theta_i \leq \pi$ . In this case, the partition function in the  $U(N_c)$  representation is written as follows

$$\begin{aligned} Z(\lambda_g, \lambda_{q\bar{q}}) &= \int_{-\pi}^{\pi} d\mu(g) e^{\lambda_g \frac{1}{\dim_g} \text{tr} \mathbf{R}(g) \text{tr} \mathbf{R}^*(g)} e^{\lambda_{q\bar{q}} \frac{1}{N_c} \text{tr}(\mathbf{R}(g) + \mathbf{R}^*(g))}, \\ &= \int_{-\pi}^{\pi} d\mu(g) e^{\tilde{\lambda}_g \text{tr} \mathbf{R}(g) \text{tr} \mathbf{R}^*(g)} e^{N_c \tilde{\lambda}_{q\bar{q}} \text{tr}(\mathbf{R}(g) + \mathbf{R}^*(g))}, \\ &= \int_{-\pi}^{\pi} d\mu(g) \left\{ \frac{N_c^2}{2\tilde{\lambda}_g} \int_0^{\infty} d\xi \xi e^{-\frac{N_c^2 \xi^2}{4\tilde{\lambda}_g}} e^{\frac{N_c \xi}{2} \text{tr}(\mathbf{R}(g) + \mathbf{R}^*(g))} \right\} e^{N_c \tilde{\lambda}_{q\bar{q}} \text{tr}(\mathbf{R}(g) + \mathbf{R}^*(g))}, \end{aligned}$$

$$= \frac{N_c^2}{2\tilde{\lambda}_g} \int_0^\infty d\xi \xi e^{-\frac{N_c^2 \xi^2}{4\tilde{\lambda}_g}} \int_{-\pi}^\pi d\mu(g) \left\{ e^{N_c \left[ \frac{\xi}{2} + \tilde{\lambda}_{q\bar{q}} \right] \text{tr}(\mathbf{R}(g) + \mathbf{R}^*(g))} \right\}, \quad (132)$$

where the Lagrange multiplier  $\xi$  have been introduced in order to simplify the above equation. By expanding the exponential and evaluating the series term by term using the group bases orthogonality and then finally re-summing the resultant terms, the partition function is reduced to

$$Z(\lambda_g, \lambda_{q\bar{q}}) = \frac{N_c^2}{2\tilde{\lambda}_g} \int_0^{\xi_0} d\xi \xi e^{-\frac{N_c^2 \xi^2}{4\tilde{\lambda}_g}} e^{N_c^2 \left( \frac{\xi}{2} + \tilde{\lambda}_{q\bar{q}} \right)^2} + \frac{N_c^2}{2\tilde{\lambda}_g} \int_{\xi_0}^\infty d\xi \xi e^{-\frac{N_c^2 \xi^2}{4\tilde{\lambda}_g}} \left( \frac{\exp \left[ N_c^2 \left( \xi + 2\tilde{\lambda}_{q\bar{q}} \right) - \frac{3N_c^2}{4} \right]}{\left[ \xi + 2\tilde{\lambda}_{q\bar{q}} \right]^{N_c^2/2}} \right), \quad (133)$$

where  $\xi_0$  is determined by the constraint

$$\left( \frac{\xi_0}{2} + \tilde{\lambda}_{q\bar{q}} \right) \ll 1 \longrightarrow \xi_0 \ll 2 \left( 1 - \tilde{\lambda}_{q\bar{q}} \right), \quad \text{and} \quad \tilde{\lambda}_{q\bar{q}} \leq \frac{1}{2}. \quad (134)$$

This leads to an additional constraint  $\xi_0 \ll 1$ . It is possible to approximate Eq.(133) for the energy domain  $\tilde{\lambda}_{q\bar{q}} \leq \frac{1}{2}$  in the following way

$$\begin{aligned} Z(\lambda_g, \lambda_{q\bar{q}}) &\leq \frac{N_c^2}{2\tilde{\lambda}_g} \left\{ \int_0^{\xi_0} d\xi \xi e^{-\frac{N_c^2 \xi^2}{4\tilde{\lambda}_g}} \exp \left[ N_c^2 \left( \frac{\xi}{2} + \tilde{\lambda}_{q\bar{q}} \right)^2 \right] \right. \\ &\quad \left. + \int_{\xi_0}^\infty d\xi \xi e^{-\frac{N_c^2 \xi^2}{4\tilde{\lambda}_g}} \exp \left[ N_c^2 \left( \xi + 2\tilde{\lambda}_{q\bar{q}} \right) - \frac{3N_c^2}{4} \right] \right\}, \\ &\leq \frac{N_c^2}{2\tilde{\lambda}_g} \left\{ \int_0^{\xi_0} d\xi \xi e^{-\frac{N_c^2 \xi^2}{4\tilde{\lambda}_g}} \exp \left[ N_c^2 \left( \frac{\xi}{2} + \tilde{\lambda}_{q\bar{q}} \right)^2 \right] \right. \\ &\quad \left. + \int_{\xi_0}^\infty d\xi \xi e^{-\frac{N_c^2 \xi^2}{4\tilde{\lambda}_g}} \exp \left[ N_c^2 \left( \frac{\xi}{2} + \tilde{\lambda}_{q\bar{q}} \right)^2 \right] \right\}, \\ &= \frac{N_c^2}{2\tilde{\lambda}_g} \int_0^\infty d\xi \xi \exp \left[ -\frac{N_c^2 \xi^2}{4\tilde{\lambda}_g} + N_c^2 \left( \frac{\xi}{2} + \tilde{\lambda}_{q\bar{q}} \right)^2 \right]. \end{aligned} \quad (135)$$

After evaluating the integral over the parameter  $\xi$  in Eq.(135), the partition function is approximated to

$$Z_{(I)}(\lambda_g, \lambda_{q\bar{q}}) = \frac{1}{1 - \tilde{\lambda}_g} \exp \left[ \frac{N_c^2 \tilde{\lambda}_{q\bar{q}}^2}{1 - \tilde{\lambda}_g} \right] \left( 2 \int_0^\infty dx x e^{-(x-b_0)^2} \right), \quad (136)$$

where

$$b_0 = N_c \tilde{\lambda}_{q\bar{q}} \sqrt{\frac{\tilde{\lambda}_g}{1 - \tilde{\lambda}_g}}. \quad (137)$$

The integral on the right hand side of Eq.(136) can be approximated to

$$\begin{aligned} \int_0^\infty dx x e^{-(x-b_0)^2} &= \frac{1}{2} \left[ e^{-b_0^2} + b_0 \sqrt{\pi} (1 + \operatorname{erf}(b_0)) \right], \\ &\approx \frac{1}{2} e^{-b_0^2} \quad (\text{when } b_0 \ll 1). \end{aligned} \quad (138)$$

Using the approximation given by Eq.(138), the partition function is reduced to

$$Z_{(I)}(\lambda_g, \lambda_{q\bar{q}}) \approx \frac{1}{1 - \tilde{\lambda}_g} \exp \left[ N_c^2 \tilde{\lambda}_{q\bar{q}}^2 \right]. \quad (139)$$

In order to verify the result, we assume that  $\tilde{\lambda}_g = 0$  for a system consisting only of fundamental particles. The partition function is reduced to

$$\lim_{\tilde{\lambda}_g \rightarrow 0} Z_{(I)}(\lambda_g, \lambda_{q\bar{q}}) = \exp \left[ N_c^2 \tilde{\lambda}_{q\bar{q}}^2 \right]. \quad (140)$$

On the other hand, in the limit  $\tilde{\lambda}_{q\bar{q}} = 0$ , Eq.(139) is converted to

$$\lim_{\tilde{\lambda}_{q\bar{q}} \rightarrow 0} Z_{(I)}(\lambda_g, \lambda_{q\bar{q}}) = \exp \left[ -\ln(1 - \tilde{\lambda}_g) \right], \quad (141)$$

for a system consisting only of adjoint particles.

We are in a position to determine the critical point for the phase transition. This can be done by analyzing the canonical partition function. The solution (II) is given for the thermal running parameters run over the ranges ( $\tilde{\lambda}_g \geq \tilde{\lambda}_{g\text{critical}} \geq \tilde{\lambda}_{g(II)\text{min}}$ ) and ( $\tilde{\lambda}_{q\bar{q}} \geq \tilde{\lambda}_{q\bar{q}\text{critical}} \geq \tilde{\lambda}_{q\bar{q}(II)\text{min}}$ ). Usually this solution corresponds the continuous high-lying hadronic mass spectrum. The logarithm of solution (II) is given by Eq.(131), and it reads

$$\lim_{N_c^2 \rightarrow \text{Large}} \frac{\ln Z_{(II)}(\tilde{\lambda}_g, \tilde{\lambda}_{q\bar{q}})}{N_c^2} = \tilde{\lambda}_g + 2\tilde{\lambda}_{q\bar{q}} - \frac{3}{4} - \frac{1}{2} \ln 2(\tilde{\lambda}_g + \tilde{\lambda}_{q\bar{q}}). \quad (142)$$

This function is concave up where the minimum is located at the points  $\tilde{\lambda}_{g(II)\text{min}}$  and  $\tilde{\lambda}_{q\bar{q}(II)\text{min}}$ . However, the solution along the thermal running coupling axis in the range less than the minimum points  $\tilde{\lambda}_{g(II)\text{min}}$  and  $\tilde{\lambda}_{q\bar{q}(II)\text{min}}$  is excluded since it will not be physical. Usually, the running thermal parameters  $\tilde{\lambda}_{q\bar{q}}$  and  $\tilde{\lambda}_g$  are not strictly independent but rather they are functions of the variable  $\zeta$ . They can be written as  $\tilde{\lambda}_g(\zeta)$  and  $\tilde{\lambda}_{q\bar{q}}(\zeta)$ . The variable  $\zeta$  could be the hadronic mass  $m$  or  $V/\beta^3$  etc. The extreme left-side threshold of the solution's (II) range is determined by finding the solution's minimum location as follows

$$\lim_{N_c^2 \rightarrow \text{Large}} \left[ \left( \frac{\partial}{\partial \tilde{\lambda}_g} \frac{\ln Z_{(II)}(\tilde{\lambda}_g, \tilde{\lambda}_{q\bar{q}})}{N_c^2} \right) \frac{\partial \tilde{\lambda}_g}{\partial \zeta} + \left( \frac{\partial}{\partial \tilde{\lambda}_{q\bar{q}}} \frac{\ln Z_{(II)}(\tilde{\lambda}_g, \tilde{\lambda}_{q\bar{q}})}{N_c^2} \right) \frac{\partial \tilde{\lambda}_{q\bar{q}}}{\partial \zeta} \right]_{\zeta=\zeta_{(II)\text{min}}} = 0. \quad (143)$$

It leads to

$$\tilde{\lambda}_g + \tilde{\lambda}_{q\bar{q}} \geq \frac{1}{2} \left( \frac{\frac{\partial \tilde{\lambda}_g}{\partial \zeta} + \frac{\partial \tilde{\lambda}_{q\bar{q}}}{\partial \zeta}}{\frac{\partial \tilde{\lambda}_g}{\partial \zeta} + 2 \frac{\partial \tilde{\lambda}_{q\bar{q}}}{\partial \zeta}} \right)_{\zeta = \zeta_{(II)\min}}. \quad (144)$$

The minimum thresholds are given by

$$\begin{aligned} \tilde{\lambda}_{q\bar{q}(II)\min} &= \tilde{\lambda}_{q\bar{q}}(\zeta_{(II)\min}), \\ \tilde{\lambda}_{g(II)\min} &= \tilde{\lambda}_g(\zeta_{(II)\min}). \end{aligned} \quad (145)$$

However, in the case that  $\tilde{\lambda}_{q\bar{q}}$  and  $\tilde{\lambda}_g$  are independent parameters then the minimum points are determined by the set of equations

$$\begin{aligned} \lim_{N_c^2 \rightarrow \text{Large}} \frac{\partial}{\partial \tilde{\lambda}_{q\bar{q}}} \left( \frac{\ln Z_{(II)}(\tilde{\lambda}_g, \tilde{\lambda}_{q\bar{q}})}{N_c^2} \right)_{\tilde{\lambda}_{q\bar{q}} = \tilde{\lambda}_{q\bar{q}(II)\min}} &= 0, \\ \lim_{N_c^2 \rightarrow \text{Large}} \frac{\partial}{\partial \tilde{\lambda}_g} \left( \frac{\ln Z_{(II)}(\tilde{\lambda}_g, \tilde{\lambda}_{q\bar{q}})}{N_c^2} \right)_{\tilde{\lambda}_g = \tilde{\lambda}_{g(II)\min}} &= 0. \end{aligned} \quad (146)$$

The set of constraints for the solution (II) is given by

$$\begin{aligned} \tilde{\lambda}_{q\bar{q}} &\geq \tilde{\lambda}_{q\bar{q}(II)\min} = \frac{1}{4}, \\ \text{or} \\ \tilde{\lambda}_g &\geq \tilde{\lambda}_{g(II)\min} = \frac{1}{2}, \end{aligned} \quad (147)$$

(The allowed range for solution (II)).

However, the number of the constraints must be kept minimum. In the case the thermal running parameters  $\tilde{\lambda}_{q\bar{q}}$  and  $\tilde{\lambda}_g$  are strictly independent on each other then the the thermal running parameter  $\tilde{\lambda}_{q\bar{q}}$  for the fundamental particles is adopted as the master constraint for the minimum limit while the constraint for  $\tilde{\lambda}_g$  is restrained in order to get a feasible solution. Nevertheless, in the realistic QCD, the both parameters  $\tilde{\lambda}_{q\bar{q}}$  and  $\tilde{\lambda}_g$  depend on a characteristic variable such as the hadronic mass  $m$  or even  $V/\beta^3$  as mentioned above.

On the other hand, the solution (I) that runs over the range  $(0 \leq \tilde{\lambda}_{q\bar{q}} \leq \tilde{\lambda}_{q\bar{q}(I)\max})$  and  $(0 \leq \tilde{\lambda}_g \leq \tilde{\lambda}_{g(I)\max})$ , is given by Eq.(139)

$$\lim_{N_c^2 \rightarrow \text{Large}} \frac{\ln Z_{(I)}(\tilde{\lambda}_g, \tilde{\lambda}_{q\bar{q}})}{N_c^2} \approx \tilde{\lambda}_{q\bar{q}}^2, \quad (148)$$

where  $\tilde{\lambda}_{q\bar{q}}$  and  $\tilde{\lambda}_g$  are again assumed strictly independent on each other. The solution (I), usually, corresponds the discrete low-lying hadronic mass spectrum. Furthermore, the set of constraints which are associated with the solution (I) reads

$$\begin{aligned} \tilde{\lambda}_{q\bar{q}}^2 &\ll 1, \\ \rightarrow \tilde{\lambda}_{q\bar{q}}^2 &\leq \tilde{\lambda}_{q\bar{q}(I)\text{max}}^2 < 1, \\ &(\text{The allowed range for the solution (I)}). \end{aligned} \quad (149)$$

The critical points  $\tilde{\lambda}_{q\bar{q}}$  and  $\tilde{\lambda}_g$  for the phase transition are determined at the point where the two asymptotic solutions match each other

$$\lim_{N_c^2 \rightarrow \text{Large}} \frac{\ln Z_{(I)}(\tilde{\lambda}_g, \tilde{\lambda}_{q\bar{q}})}{N_c^2} = \lim_{N_c^2 \rightarrow \text{Large}} \frac{\ln Z_{(II)}(\tilde{\lambda}_g, \tilde{\lambda}_{q\bar{q}})}{N_c^2} \rightarrow (\tilde{\lambda}_g, \tilde{\lambda}_{q\bar{q}})_{\text{critical}}. \quad (150)$$

The both solutions are found match each other at the critical points

$$\begin{aligned} \tilde{\lambda}_{q\bar{q}\text{critical}} &= \frac{1}{2}, \\ \tilde{\lambda}_{g\text{critical}} &= 0. \end{aligned} \quad (151)$$

This solution is very interesting and is interpreted that the low-lying hadronic mass spectrum does not mix the fundamental particles and the adjoint ones significantly. The hadronic states with the constituent fundamental particles (e.g. quarks) has no significant adjoint components in the low energy domain. This scenario explains why the low-lying hadronic mass spectrum is likely consisting of mesons and baryons and is unlikely consisting of exotic hadronic states mixed with significant gluonic components (e.g. hybrid: quarks, antiquarks and glueballs are not common in the low-lying mass spectrum). The second example is the QCD with  $N_c = 3$   $n_{\text{flavor}} = 2$ . According to Eqs.(157) and (164), we have  $\tilde{\lambda}_g = \frac{16}{21}\tilde{\lambda}_{q\bar{q}}$ . In this example, we get from the constraint given by Eq.(150) the critical point  $\tilde{\lambda}_{q\bar{q}\text{critical}} \approx 0.6 \geq \tilde{\lambda}_{q\bar{q}(II)\text{min}}$  where  $\tilde{\lambda}_{q\bar{q}(II)\text{min}} \approx 0.18$ . It is shown that the low-lying solution given by Eq.(148) has not an adjoint component and subsequently it leads to an over estimation for  $\tilde{\lambda}_{q\bar{q}\text{critical}}$ . However for a rather large adjoint component the solution given by Eq.(148) is not appropriate to determine precise the critical point. In order to determine the threshold limit of the (pre-)critical point we can return to Eq.(125). It is noticed that Eq.(125) can be written as a semi-fundamental representation as follows

$$\begin{aligned} Z_{(II)}(\lambda_g, \lambda_{q\bar{q}}) \Big|_{SU(N_c)} &\doteq Z_{SU(N_c)}^{(0)} \int d\mu(g) e^{-(2N_c\tilde{\lambda}_{q\bar{q}} + 2N_c\tilde{\lambda}_g)\frac{1}{2} \sum_{n=1}^{N_c} \theta_n^2}, \\ &\rightarrow Z_{SU(N_c)}^{(0)} \int d\mu(g) e^{-\frac{1}{2}(2N_c\tilde{\lambda}) \sum_{n=1}^{N_c} \theta_n^2}. \end{aligned} \quad (152)$$

The (pre-)critical point is determined by

$$\tilde{\lambda} \equiv \frac{1}{2N_c} (2N_c \tilde{\lambda}_{q\bar{q}} + 2N_c \tilde{\lambda}_g)_{\text{critical}} = \frac{1}{2}. \quad (153)$$

This result is analogous the critical point derived in section VII. The advantage of this method, the explicit expression for the low-lying solution is not needed and it gives the threshold limit of the critical point  $\tilde{\lambda}_{(\text{pre-})\text{critical}} \leq \tilde{\lambda}_{\text{critical}}$ . Hereinafter, we shall adopt the above procedure to estimate the location of the critical point and set the correspondence  $\tilde{\lambda}_{(\text{pre-})\text{critical}} \rightarrow \tilde{\lambda}_{\text{critical}}$ .

The grand canonical potential for the color-singlet bags of fundamental and adjoint particles versus the thermal running parameter  $\tilde{\lambda}$  with various color numbers  $N_c = 2, 3, 4$  and  $5$  is displayed in Fig.(8). In this toy calculations, we have set  $\tilde{\lambda} = \tilde{\lambda}_{q\bar{q}} = \tilde{\lambda}_g$ . The asymptotic analytical high-lying energy solution is displayed for the Gaussian-like saddle points method. The asymptotic high-lying energy solution is compared with the exact numerical solution. It is shown that the asymptotic analytical solution fits precisely the exact numerical one for the energy domain  $\tilde{\lambda} \geq \tilde{\lambda}_{\text{critical}}$  even with a small number of colors  $N_c = 2$ . The extrapolation of the high-lying energy solution to the range  $\tilde{\lambda} < \tilde{\lambda}_{\text{critical}}$  deviates from the exact numerical solution. This deviation becomes significant as  $\tilde{\lambda}$  decreases. It is evident that the extrapolation of the high-lying energy solution to the low-lying solution is unphysical. Moreover, it is evident that the grand potential is deflected at the Gross-Witten point. Hence, the high-lying energy solution undergoes a phase transition to another analytical function that describes the low-lying energy solution more successfully.

The asymptotic analytical low-lying energy solution is displayed in Fig.(9). The low-lying energy solution is approximated by expanding the canonical ensemble as a power expansion over  $\tilde{\lambda}$  and then integrating it over the entire color circle and using the Lagrange multiplier and the convolution for the adjoint particles. The low-lying energy solution fits the exact numerical one over the range  $\tilde{\lambda} < \tilde{\lambda}_{\text{critical}}$  even with a small number of colors  $N_c = 2$ . It deviates from the exact numerical solution when  $\tilde{\lambda}$  increases and exceeds the critical point  $\tilde{\lambda}_{q\bar{q}} + \tilde{\lambda}_g = 2\tilde{\lambda} \geq 2\tilde{\lambda}_{\text{critical}}$ . The numerical calculations shows that the split between the exact numerical solution and the low-lying energy solution (i.e. solution (I)) becomes noticeable at the point  $\tilde{\lambda} = \frac{\lambda}{N_c^2} \approx 0.34 \geq \tilde{\lambda}_{(\text{pre-})\text{critical}} = \frac{1}{4}$  in agreement with the result of Eq.(150). Furthermore, the extrapolation of the low-lying energy solution to a larger thermal running parameter  $\tilde{\lambda} > \tilde{\lambda}_{\text{critical}}$  deviates from the exact numerical solution significantly. This failure

for the low energy extrapolation indicates that the analytic solution is deflected in the middle between the low-lying and high-lying energy solutions and proves the existence of the phase transition.

In order to demonstrate the phase transition and the deflection point for the analytic solution, we display the low and high-lying energy solutions and their extrapolations in Fig.(10). The asymptotic analytical solutions and their extrapolations for the entire energy domain are compared with the exact numerical one. It is shown that the low-lying energy solution fits the numerical one for the small thermal running parameter  $\tilde{\lambda} \leq \tilde{\lambda}_{\text{critical}}$ . When the thermal running parameter  $\tilde{\lambda}$  reaches the Gross-Witten critical point it starts to deviate from the exact numerical one significantly as  $\tilde{\lambda}$  increases and runs far away from that point. On the other hand, the high-lying energy solution fits the exact numerical one for the large thermal running parameter over the range  $\tilde{\lambda} \geq \tilde{\lambda}_{\text{critical}}$  while its extrapolation to small values deviates from the exact numerical one and this deviation increases significantly as the thermal running parameter  $\tilde{\lambda}$  decreases down below the Gross-Witten point and approaches the origin. Evidently, the extrapolations of both solutions fail to fit the exact numerical one when they go far away beyond the critical point in the opposite directions. This demonstrates how the analytical solution is smoothly deflected at the critical point. This soft deflection causes the asymptotic analytic low and high-lying solutions to lie just above each other and reduces the intersection possibility to the minimum in any realistic rough approximations. Therefore, Gross-Witten point is then determined in the midway between the smooth interpolation from the low to high-lying energy domain or from a small to the large thermal running parameter  $\tilde{\lambda}$ . The exact numerical solution matches the asymptotic low-lying energy solution from the left and then it matches the asymptotic high-lying energy solution from the right beneath this small interval around the Gross-Witten point. However, in the case that the low-lying energy solution is not known, the extreme left hand critical point is determined by the minimum point of the high-lying energy solution extrapolation. This point is the extreme left hand threshold of the high-lying energy solution. This threshold point can shed the light on the existence of the phase transition even for a complicated realistic physical situation can not be solved using the spectral density method. The characteristic solutions of the low-lying and high-lying energy domains are found not restricted to large  $N_c \rightarrow \infty$  limit and is satisfactory even for a small number of colors  $N_c = 2$ .

## B. Quark and gluon fireball

The hadronic states are bound states of quarks and gluons confined by a color-singlet state. The excited hadronic states are assumed to be Hagedorn states. The Hagedorn states are approximated as bags of ideal quark and gluon gases and each bag is in the color-singlet state. In the realistic QCD, the quarks are fundamental particles and are satisfying the Fermi-Dirac statistics while the gluons are adjoint particles and are satisfying the Bose-Einstein statistics. The canonical potential in the Fock space for quark and anti-quark with an internal color structure is formalized as follows

$$\begin{aligned}\ln Z_{q\bar{q}}(\beta, V) &= \frac{1}{N_c} \text{tr}_c \sum_{\text{Flavors}} \left( \sum_{\alpha} \ln [1 + \mathbf{R}(g)e^{-\beta E_{q\alpha}}] + \sum_{\alpha} \ln [1 + \mathbf{R}^*(g)e^{-\beta E_{q\alpha}}] \right), \\ &= \frac{1}{N_c} \text{tr}_c \sum_{\text{Flavors}} \sum_{\alpha} \ln [1 + (\mathbf{R}(g) + \mathbf{R}^*(g)) e^{-\beta E_{q\alpha}} + e^{-2\beta E_{q\alpha}}].\end{aligned}\quad (154)$$

For the highly thermal excited hadronic states, the color saddle points become dominant over a tiny interval around the origin. This highly thermal excited states correspond the energy domain  $\lambda \geq \lambda_{\text{critical}} \geq \lambda_{(II)\text{minimum}}$  and the analogue solution  $Z_{(II)}(\beta, V)$ . In the Hagedorn Hilbert space, the quark-antiquark canonical potential is approximated to

$$\begin{aligned}\ln Z_{q\bar{q}}(\beta, V) &\approx \sum_{\text{Flavors}} \sum_{\alpha} \ln [1 + 2e^{-\beta E_{q\alpha}} + e^{-2\beta E_{q\alpha}}] \\ &\quad - \frac{1}{2} \frac{1}{N_c} \sum_i \theta_i^2 \left[ \sum_{\text{Flavors}} \sum_{\alpha} \frac{2e^{-\beta E_{q\alpha}}}{[1 + 2e^{-\beta E_{q\alpha}} + e^{-2\beta E_{q\alpha}}]} \right], \\ &= \Phi_{q\bar{q}}^{(0)} - \frac{1}{2} \Phi_{q\bar{q}}^{(2)} \sum_i \theta_i^2,\end{aligned}\quad (155)$$

where the following parameters are introduced in order to simplify our notations

$$\begin{aligned}\Phi_{q\bar{q}}^{(0)} &= \sum_{\text{Flavors}} \sum_{\alpha} \ln [1 + 2e^{-\beta E_{q\alpha}} + e^{-2\beta E_{q\alpha}}], \\ \Phi_{q\bar{q}}^{(2)} &= \frac{1}{N_c} \sum_{\text{Flavors}} \sum_{\alpha} \frac{2e^{-\beta E_{q\alpha}}}{[1 + 2e^{-\beta E_{q\alpha}} + e^{-2\beta E_{q\alpha}}]}.\end{aligned}\quad (156)$$

The sum over states for an ideal gas of massless quarks and antiquarks confined in a cavity with a sharp boundary is approximated by the integration over the density of states as follows

$$\begin{aligned}\Phi_{q\bar{q}}^{(0)} &= (2j + 1) \cdot N_c n_{\text{flavor}} \int \frac{V d^3k}{(2\pi)^3} 2 \ln [1 + e^{-\beta p}], \\ &= \frac{7\pi^2}{360} (2j + 1) N_c n_{\text{flavor}} \frac{V}{\beta^3},\end{aligned}\quad (157)$$

and

$$\begin{aligned}\Phi_{q\bar{q}}^{(2)} &= (2j+1) \cdot N_c n_{\text{flavor}} \frac{1}{N_c} \int \frac{V d^3 p}{(2\pi)^3} \frac{2e^{-\beta p}}{(1+e^{-\beta p})^2} \\ &= \frac{1}{6}(2j+1)n_{\text{flavor}} \frac{V}{\beta^3},\end{aligned}\tag{158}$$

where  $V$  is the bag's volume and  $(2j+1)$  comes from the spin degeneracy. Since the constituent adjoint gluons are satisfying Bose-Einstein statistics, the canonical potential for the gas of gluons reads

$$\ln Z_g(\beta, V) = -\frac{1}{\dim_g} \text{tr}_c \sum_{\alpha} \ln [1 - \mathbf{R}_{\text{adj}}(g) e^{-\beta E_{g\alpha}}].\tag{159}$$

The internal color structure for  $SU(N_c)$  (or  $U(N_c)$ ) symmetry group is separated and evaluated as follows

$$\begin{aligned}\text{tr}_c \left\{ \ln [1 - \lambda \mathbf{R}_{\text{adj}}(g)] \right\} &= \sum_{k=1}^{\infty} \lambda^k \text{tr}_c \mathbf{R}_{\text{adj}}(g^k), \\ &= \sum_{k=1}^{\infty} \lambda^k \left\{ \left[ \sum_{i \neq j}^{N_c} \cos k(\theta_i - \theta_j) \right] + (N_c - 1) \right\}, \\ &= \Re \sum_{k=1}^{\infty} \lambda^k \left\{ \left[ \sum_{i \neq j}^{N_c} e^{ik(\theta_i - \theta_j)} \right] + (N_c - 1) \right\}, \\ &= \Re \left( \sum_{i \neq j}^{N_c} \ln [1 - \lambda e^{i(\theta_i - \theta_j)}] \right) + (N_c - 1) \ln [1 - \lambda].\end{aligned}\tag{160}$$

The approximation of the gluon canonical potential around the color saddle points, which are dominated near the origin, becomes

$$\begin{aligned}\ln Z_g(\beta, V) &\approx -\sum_{\alpha} \ln [1 - e^{-\beta E_{g\alpha}}] - \frac{1}{2} \sum_{n=1}^{N_c} \sum_{m=1}^{N_c} (\theta_n - \theta_m)^2 \left[ \frac{1}{\dim_g} \sum_{\alpha} \frac{e^{-\beta E_{g\alpha}}}{[1 - e^{-\beta E_{g\alpha}}]^2} \right], \\ &= \Phi_g^{(0)} - \frac{1}{2} \Phi_g^{(2)} \sum_{n=1}^{N_c} \sum_{m=1}^{N_c} (\theta_n - \theta_m)^2.\end{aligned}\tag{161}$$

The following terms

$$\Phi_g^{(0)} = \sum_{\alpha} \ln [1 - e^{-\beta E_{g\alpha}}],\tag{162}$$

and

$$\Phi_g^{(2)} = \frac{1}{\dim_g} \sum_{\alpha} \frac{e^{-\beta E_{g\alpha}}}{[1 - e^{-\beta E_{g\alpha}}]^2},\tag{163}$$

are introduced for our convenience in order to simplify our notations. Furthermore, we have the dimension  $\dim_g = (N_c^2 - 1)$  and the color constraint  $\theta_{N_c} = -\sum_{i=1}^{N_c-1} \theta_i$  for the  $SU(N_c)$  group representation. Since the quarks and gluons are assumed to be confined in a cavity with sharp boundary then the summation over the energy states is performed as follows

$$\begin{aligned}\Phi_g^{(0)} &= (2j+1)\dim_g \int \frac{Vd^3k}{(2\pi)^3} \ln [1 - e^{-\beta p}], \\ &= \frac{\pi^2}{90}(2j+1)\dim_g \frac{V}{\beta^3},\end{aligned}\tag{164}$$

and

$$\begin{aligned}\Phi_g^{(2)} &= (2j+1) \int \frac{Vd^3k}{(2\pi)^3} \frac{e^{-\beta k}}{[1 - e^{-\beta k}]^2}, \\ &= \frac{1}{6}(2j+1)\frac{V}{\beta^3}.\end{aligned}\tag{165}$$

The partition function for an ideal quark and gluon gas, which is in the color-singlet state in the Hilbert space of Hagedorn state, is the tensor product of Fock spaces for the quark and gluon partition functions. The resultant tensor product is then projected into a color-singlet state as follows

$$Z_{q\bar{q}g}(\beta, V) = \int d\mu(g) Z_g(\beta, V) Z_{q\bar{q}}(\beta, V).\tag{166}$$

The integration over the Fourier color variables is evaluated by the Gaussian quadrature integration around the saddle points. In the extreme condition in the limit  $\beta \rightarrow 0$ , the color saddle points become dominant in a tiny range around the origin. Hence, the canonical ensemble for the highly thermal excited states is then approximated by the quadratic expansion around the saddle points as follows

$$\begin{aligned}Z_{q\bar{q}g}(\beta, V) &\approx Z_{q\bar{q}g(II)}(\beta, V), \\ Z_{q\bar{q}g(II)}(\beta, V) &= \exp \left[ \Phi_{q\bar{q}}^{(0)} + \Phi_g^{(0)} \right] \\ &\times \int d\mu(g)_{\text{saddle}} \exp \left[ -\frac{1}{2} \Phi_{q\bar{q}}^{(2)} \sum_i^{N_c} \theta_i^2 - \frac{1}{2} \frac{(2N_c \Phi_g^{(2)})}{2N_c} \sum_{n=1}^{N_c} \sum_{m=1}^{N_c} (\theta_n - \theta_m)^2 \right],\end{aligned}\tag{167}$$

where the approximate Haar measure near the saddle points is embedded in the Gaussian integration. After evaluating the Gaussian-like integral over the Fourier color variables, the

canonical ensemble becomes

$$Z_{q\bar{q}g(II)}(\beta, V) = \mathcal{N}_{q\bar{q}g} \left( \frac{1}{2N_c \Phi_g^{(2)} + \Phi_{q\bar{q}}^{(2)}} \right)^{\frac{N_c^2-1}{2}} \exp \left[ \Phi_{q\bar{q}}^{(0)} + \Phi_g^{(0)} \right], \quad (168)$$

where the pre-factor normalization is given by

$$\mathcal{N}_{q\bar{q}g} = \frac{1}{N_c! (2\pi)^{N_c-1}} \frac{(2\pi)^{N_c/2} \prod_{k=1}^{N_c} k!}{\sqrt{2\pi N_c}}. \quad (169)$$

In order to be in a position to compute the micro-canonical ensemble, it is appropriate to extract the thermodynamical ensembles  $(V, \beta^3)$  in the following way,

$$Z_{q\bar{q}g(II)}(\beta, V) = \mathcal{N}_{q\bar{q}g} \left( \frac{\beta^3/V}{2N_c \tilde{\Phi}_g^{(2)} + \tilde{\Phi}_{q\bar{q}}^{(2)}} \right)^{\frac{N_c^2-1}{2}} \exp \left[ \frac{V}{\beta^3} \left( \tilde{\Phi}_{q\bar{q}}^{(0)} + \tilde{\Phi}_g^{(0)} \right) \right]. \quad (170)$$

The functions  $\tilde{\Phi}_{q\bar{q}}^{(0)}$ ,  $\tilde{\Phi}_g^{(0)}$ ,  $\tilde{\Phi}_{q\bar{q}}^{(2)}$ , and  $\tilde{\Phi}_g^{(2)}$  are independent on  $V$  and  $\beta$  and they are calculated by dividing the un-tilde terms by  $\frac{V}{\beta^3}$ ,

$$\begin{aligned} \tilde{\Phi}_{q\bar{q}}^{(0)} &= \Phi_{q\bar{q}}^{(0)} / \frac{V}{\beta^3}, \\ \tilde{\Phi}_{q\bar{q}}^{(2)} &= \Phi_{q\bar{q}}^{(2)} / \frac{V}{\beta^3}, \\ \tilde{\Phi}_g^{(0)} &= \Phi_g^{(0)} / \frac{V}{\beta^3}, \\ \tilde{\Phi}_g^{(2)} &= \Phi_g^{(2)} / \frac{V}{\beta^3}. \end{aligned} \quad (171)$$

The micro-canonical ensemble is found by calculating the inverse Laplace transformation as follows,

$$\begin{aligned} Z_{q\bar{q}g(II)}(W, V) &= \frac{1}{2\pi i} \int_{\beta_c - i\infty}^{\beta_c + i\infty} d\beta e^{\beta W} Z_{q\bar{q}g(II)}(\beta, V), \\ &= \frac{\mathcal{N}_{q\bar{q}g}}{2\pi i} \int_{\beta_c - i\infty}^{\beta_c + i\infty} d\beta e^{\beta W} \beta^{\frac{3}{2}(N_c^2-1)} \frac{\exp \left[ \frac{V}{\beta^3} \left( \tilde{\Phi}_{q\bar{q}}^{(0)} + \tilde{\Phi}_g^{(0)} \right) \right]}{V^{\frac{N_c^2-1}{2}} \left( 2N_c \tilde{\Phi}_g^{(2)} + \tilde{\Phi}_{q\bar{q}}^{(2)} \right)^{\frac{N_c^2-1}{2}}}. \end{aligned} \quad (172)$$

It is appropriate to define the following constants explicitly which are independent on  $\beta$  and  $V$ ,

$$\begin{aligned} \tilde{\Phi}_{q\bar{q}g}^{(0)} &= \left[ \tilde{\Phi}_{q\bar{q}}^{(0)} + \tilde{\Phi}_g^{(0)} \right], \\ &= (2j+1) \left[ \frac{7\pi^2}{360} N_c n_{\text{flavor}} + \frac{\pi^2}{90} (N_c^2 - 1) \right], \end{aligned} \quad (173)$$

and

$$\tilde{\Phi}_{q\bar{q}}^{(2)} + 2N_c \tilde{\Phi}_g^{(2)} = \frac{1}{6}(2j+1) [n_{\text{flavor}} + N_c]. \quad (174)$$

The Laplace transform is evaluated using the steepest descent method. The Laplace saddle point is determined at the following point

$$\beta_0 = \left[ \frac{3V}{W} \tilde{\Phi}_{q\bar{q}g}^{(0)} \right]^{\frac{1}{4}}. \quad (175)$$

The micro-canonical ensemble for the Hagedorn states corresponds the high-lying energy solution as follows

$$Z_{\text{Hagedorn}}(W, V) \leftrightarrow Z_{q\bar{q}g(II)}(W, V). \quad (176)$$

The micro-canonical ensemble for quark and gluon bag in the color-singlet state reads

$$Z_{q\bar{q}g(II)}(W, V) \approx \frac{1}{2\sqrt{2\pi}} \mathcal{N}_{q\bar{q}g} N_{\tilde{\Phi}} \frac{1}{W} \left( \frac{1}{VW^3} \right)^{\frac{N_c^2-2}{8}} \exp \left[ \frac{4}{3} \left( 3\tilde{\Phi}_{q\bar{q}g}^{(0)} \right)^{\frac{1}{4}} W^{3/4} V^{1/4} \right], \quad (177)$$

where the pre-factor constant  $N_{\tilde{\Phi}}$  is given by

$$N_{\tilde{\Phi}} = \frac{\left( 3\tilde{\Phi}_{q\bar{q}g}^{(0)} \right)^{\frac{3N_c^2-2}{8}}}{\left( 2N_c \tilde{\Phi}_g^{(2)} + \tilde{\Phi}_{q\bar{q}}^{(2)} \right)^{\frac{N_c^2-1}{2}}}. \quad (178)$$

After scaling the bag energy with respect to its volume  $x = W/V$  which is denoted as the bag energy density, the micro-canonical ensemble becomes

$$Z_{q\bar{q}g(II)}(x, V) \equiv \frac{1}{2\sqrt{2\pi}} \mathcal{N}_{q\bar{q}g} N_{\tilde{\Phi}} V^{-\frac{N_c^2}{2}} x^{-\frac{3N_c^2+2}{8}} \exp \left[ \frac{4}{3} \left( 3\tilde{\Phi}_{q\bar{q}g}^{(0)} \right)^{\frac{1}{4}} x^{3/4} V \right]. \quad (179)$$

In the real world of the relativistic heavy ion collisions, the story is more complicated. The masses for the constituent quarks even for the light flavors do not identically vanish to zero under the Gross-Witten phase transition line to the Hagedorn phase due the chiral bound interaction. Although the constituent zero mass approximation for the light flavors is satisfactory in particular for the hadronic phase just below the deconfinement phase transition point, the constituent strange flavor mass still deviates significantly from zero. Therefore, the inclusion of massive flavors such as strangeness degree of freedom will drastically modify the numerical results quantitatively. The calculation of the micro-canonical ensemble becomes more complicated for the massive flavors. The major trouble comes from

the analytical calculation for the location of the Laplace saddle point in the steepest descent method. In this case, after the integration by parts the quark and antiquark partition function namely,

$$\begin{aligned}\Phi_{q\bar{q}}^{(0)} &\equiv \Phi_{q\bar{q}}^{(0)}(\beta, V), \\ \Phi_{q\bar{q}}^{(0)}(\beta, V) &= (2j+1)N_c n_{\text{flavor}} \int \frac{V d^3k}{(2\pi)^3} 2 \ln \left[ 1 + e^{-\beta\sqrt{k^2+m^2}} \right],\end{aligned}\quad (180)$$

is reduced to

$$\begin{aligned}\Phi_{q\bar{q}}^{(0)}(\beta, V) &= (2j+1)N_c n_{\text{flavor}} \frac{V}{\beta^3} \frac{1}{\pi^2} \int_0^\infty dk \frac{1}{3} \frac{\beta^4 k^3}{\sqrt{\beta^2 k^2 + \beta^2 m^2}} \frac{1}{\left[ e^{\sqrt{\beta^2 k^2 + \beta^2 m^2}} + 1 \right]}, \\ &= (2j+1)N_c n_{\text{flavor}} \frac{V}{\beta^3} \frac{1}{\pi^2} I_{\Phi_{q\bar{q}}^{(0)}}(m\beta),\end{aligned}\quad (181)$$

where the integration term reads

$$I_{\Phi_{q\bar{q}}^{(0)}}(m\beta) = \int_0^\infty dx \frac{1}{3} \frac{x^3}{\sqrt{x^2 + \beta^2 m^2}} \frac{1}{\left[ e^{\sqrt{x^2 + \beta^2 m^2}} + 1 \right]}.\quad (182)$$

The same thing can also be done for the second order function  $\Phi_{q\bar{q}}^{(2)}$ . When the mixed-grand canonical ensemble is transformed to the micro-canonical ensemble, the massive flavor produces a complicated transcendental function for the stationary Laplace saddle point solution. Generally speaking, it is possible to solve the transcendental equation by the iteration. At first, the solution for the zero<sup>th</sup> iteration is assumed to be  $\beta_0^{(0)} m = 0$ . Then in the first iteration, we solve the stationary saddle point  $\beta_0 = \beta_0^{(1)}$ . In the second iteration, the massive flavor is considered explicitly and then we repeat the iteration to the higher order until the convergence is achieved. This procedure is summarized as follows,

$$\begin{aligned}\beta m &\rightarrow 0, \\ \beta m &\rightarrow \beta_0^{(0)} m, \\ \beta m &\rightarrow \beta_0^{(1)} m, \\ &\vdots\end{aligned}\quad (183)$$

Nonetheless, it is expected that the convergence is achieved very rapidly and subsequently the first order iteration is an adequate and sufficient approximation for light flavors including the strangeness. Therefore, the first order iteration truncation  $\beta m \rightarrow \beta_0^{(1)} m$  is an appropriate

one for the relativistic heavy ion collisions

$$\Phi_{q\bar{q}}^{(0)}(\beta, V) = (2j+1)N_c n_{\text{flavor}} \frac{V}{\beta^3} \frac{1}{\pi^2} I_{\Phi_{q\bar{q}}^{(0)}}(\beta_0^{(0)} m). \quad (184)$$

The value of the point  $\beta_0^{(0)}$  can be simplified in the context of the standard MIT bag model. After considering the bag's total energy  $m = W + BV$  and the volume  $V = m/4B$  constraints, the stationary point becomes

$$\begin{aligned} \beta_0^{(0)} &= \left[ \left( \tilde{\Phi}_{q\bar{q}}^{(0)} + \tilde{\Phi}_g^{(0)} \right) / B \right]^{\frac{1}{4}}, \\ &= \frac{1}{T_\beta}. \end{aligned} \quad (185)$$

The term  $T_\beta$  can be interpreted as an effective temperature for the screening mass. Alternatively, in order to overcome the possible complication in the micro-canonical ensemble, it is possible to assume the following ansatz

$$\beta m \rightarrow \frac{m}{T}, \quad \text{and} \quad T\beta \sim \mathcal{O}(1), \quad (186)$$

for the high temperature approximation. This assumption simplifies the mixed-grand canonical ensemble significantly,

$$\Phi_{q\bar{q}}^{(0)}(\beta, V) = (2j+1)N_c n_{\text{flavor}} \frac{V}{\beta^3} \frac{1}{\pi^2} I_{\Phi_{q\bar{q}}^{(0)}}\left(\frac{m}{T}\right). \quad (187)$$

An alternate assumption regarding the highly compressed hadronic matter reads

$$\beta m \propto \frac{1}{\mu} m. \quad (188)$$

Nonetheless, the density of states for the highly compressed matter at low temperature needs more consideration. In this regime the physics is rich due to the configuration space, flavor and/or flavor-color correlations. Furthermore, a new equation of state is expected to emerge due to the formation of the color superconductivity.

On the other hand in the limit of low-lying energy  $\beta \gg 1$  (i.e. the diluted and relatively cold matter which is analogous to  $Z_{(I)}(\lambda)$  solution where  $\lambda \leq \lambda_{\text{critical}} \leq \lambda_{(I)\text{max}}$ ), the partition function for an ideal gas of quarks and antiquarks can be approximated to

$$\begin{aligned} \ln Z_{q\bar{q}}(\beta, V) &= \text{tr}_c \sum_{\text{flavor}} \sum_{\alpha} \ln \left[ 1 + \mathbf{R}(g) e^{-\beta E_{q\alpha}} \right] + \text{tr}_c \sum_{\text{flavor}} \sum_{\alpha} \ln \left[ 1 + \mathbf{R}^*(g) e^{-\beta E_{q\alpha}} \right], \\ &\approx \sum_{\text{flavor}} \left[ \text{tr}_c \mathbf{R}(g) \sum_{\alpha} e^{-\beta E_{q\alpha}} + \text{tr}_c \mathbf{R}^*(g) \sum_{\alpha} e^{-\beta E_{q\alpha}} \right], \\ &= \sum_{\text{flavor}} \left( \sum_{\alpha} e^{-\beta E_{q\alpha}} \right) \text{tr}_c [\mathbf{R}(g) + \mathbf{R}^*(g)]. \end{aligned} \quad (189)$$

The low-lying energy limit for the gluon gas reads

$$\begin{aligned}
\ln Z_g(\beta, V) &= -\text{tr}_c \sum_{\alpha} \ln \left[ 1 - \mathbf{R}_{\text{adj}}(g) e^{-\beta E_{g\alpha}} \right], \\
&\approx \text{tr}_c \sum_{\alpha} \mathbf{R}_{\text{adj}}(g) e^{-\beta E_{g\alpha}}, \\
&= \left( \sum_{\alpha} e^{-\beta E_{g\alpha}} \right) \text{tr}_c \mathbf{R}_{\text{adj}}(g).
\end{aligned} \tag{190}$$

By substituting the following thermal running parameters

$$\begin{aligned}
\lambda_{q\bar{q}} &= \sum_{\text{flavor}} \sum_{\alpha} e^{-\beta E_{q\alpha}}, \\
\lambda_g &= \sum_{\alpha} e^{-\beta E_{g\alpha}},
\end{aligned} \tag{191}$$

we get the partition function

$$Z_{q\bar{q}g(I)}(\lambda_{q\bar{q}}, \lambda_g) = \int_{-\pi}^{\pi} d\mu(g) e^{\lambda_g \frac{1}{\dim_g} \text{tr}_c \mathbf{R}(g) \text{tr}_c \mathbf{R}^*(g)} e^{\lambda_{q\bar{q}} \frac{1}{N_c} \text{tr}_c (\mathbf{R}(g) + \mathbf{R}^*(g))}, \tag{192}$$

for the  $SU(N_c)$  group representation. This equation is similar to Eq.(132). The result reads

$$Z_{q\bar{q}g(I)}(\lambda_{q\bar{q}}, \lambda_g) = \frac{1}{1 - \frac{\lambda_g}{(N_c^2 - 1)}} \exp \left[ \lambda_{q\bar{q}}^2 / N_c^2 \right], \tag{193}$$

where  $\lambda_{q\bar{q}} = \frac{N_c (2j+1)V}{\pi^2 \beta^3} n_{\text{flavor}}$  for massless flavors and  $\lambda_g = \frac{(N_c^2 - 1) (2j+1)V}{\pi^2 \beta^3}$ . This approximation is an appropriate solution over the energy domain  $\lambda_{q\bar{q}} \leq \lambda_{q\bar{q}\text{critical}} \leq \lambda_{q\bar{q}(I)\text{max}}$  and  $\lambda_g \leq \lambda_{g\text{critical}} \leq \lambda_{g(I)\text{max}}$ . This result is analogous to the result given in Eq.(139). Furthermore, we have for massive flavors the following thermal  $q\bar{q}$ -running parameter

$$\lambda_{q\bar{q}} = N_c n_{\text{flavor}} \frac{(2j+1)V}{\beta^3} \frac{m_q^2 \beta^2}{2\pi^2} K_2(m_q \beta), \tag{194}$$

where  $K_2(x)$  is Bessel function of second kind. In the case of the low-lying energy with massive flavors in the limit  $\beta m_q \gg 1$ , the  $q\bar{q}$ -running parameter becomes

$$\lambda_{q\bar{q}} \approx N_c n_{\text{flavor}} \frac{(2j+1)V}{\beta^3} \left( \frac{m_q \beta}{2\pi} \right)^{3/2} e^{-\beta m_q}. \tag{195}$$

Nonetheless, in the realistic case, the density of states derived from the micro-canonical transformation of the low-lying mixed-canonical ensemble given by Eq.(193) will be found in Section VIII to be replaced by the discrete low-lying mass spectrum.

## VIII. MICRO-CANONICAL ENSEMBLE AS A DENSITY OF STATES

The micro-canonical ensemble becomes known after calculating the inverse Laplace transform of the mixed-canonical ensemble,

$$\begin{aligned} Z(W, V) &= \frac{1}{2\pi i} \int_{\beta_c - i\infty}^{\beta_c + i\infty} d\beta e^{\beta W} Z(\beta, V), \\ &= \frac{1}{2\pi i} \int_{\beta_c - i\infty}^{\beta_c + i\infty} d\beta \exp[\beta W + \ln Z(\beta, V)]. \end{aligned} \quad (196)$$

The above integral can be computed by the steepest descent method. In this method the integral is approximated to the Gaussian-like integral around the saddle point. The general result reads

$$Z(W, V) = \frac{1}{2} \frac{1}{\sqrt{2\pi}} \frac{\exp[\bar{\beta}W + \ln Z(\bar{\beta}, V)]}{\left[ \left( \frac{1}{Z(\bar{\beta}, V)} \frac{\partial Z(\beta, V)}{\partial \beta} \right)^2 - \frac{1}{Z(\bar{\beta}, V)} \frac{\partial^2 Z(\beta, V)}{\partial \beta^2} \right]_{\beta=\bar{\beta}}^{1/2}}, \quad (197)$$

where the saddle point  $\bar{\beta}$  of the stationary condition is determined at the extremum point

$$W + \frac{1}{Z(\bar{\beta}, V)} \frac{\partial Z(\beta, V)}{\partial \beta} \Big|_{\beta=\bar{\beta}} = 0. \quad (198)$$

In the standard MIT bag model, the density of states is determined for constituent particles confined in a cavity with a sharp boundary. In a realistic model, it is possible to deform the cavity's boundary. The  $\delta$ -function for the sharp boundary in the standard MIT bag model can be smeared by the Gaussian smoothing function. The extreme conditions in the relativistic heavy ion collisions may smooth the sharp boundary for the quark and gluon bag. Therefore, the micro-canonical ensemble for the gas of bags with extended boundaries is approximated to

$$\begin{aligned} Z(W, V) &= \int dv \delta(v - V) Z(W, v), \\ &= \int dv f_{\text{smooth}}(v - V) Z(W, v), \end{aligned} \quad (199)$$

where the boundary surface is extended by the Gaussian smoothing function

$$f_{\text{smooth}}(v) = \sqrt{\frac{\pi}{\Delta/W}} e^{-\frac{\Delta}{W} v^2 (1 - \frac{v_0}{v})^2}. \quad (200)$$

The bag's boundary becomes more extended with respect to the energy when the bag's energy increases with respect to temperature, while on the contrary, the surface turns to be

sharper for the low energy. The bag volume is proportional to its energy  $v_0 \propto W$ . In the low energy limit, the bag's boundary is reduced to a  $\delta$ -function

$$\lim_{W \rightarrow 0} f_{\text{smooth}}(v) = \delta(v - v_0). \quad (201)$$

Hence, the Hagedorn's density of states for the standard MIT bag with a sharp surface boundary reads

$$\rho_{(II)}(m, v) = \delta\left(v - \frac{m}{4B}\right) Z(W, v), \quad (202)$$

where  $W = m - Bv$ . The micro-canonical ensemble  $Z(W, v)$  is given by Eq.(177). The density of states can be re-written as follows

$$\rho_{(II)}(m, v) = \delta(m - 4Bv) Z(m, v). \quad (203)$$

The generalization of the micro-canonical ensemble to take into account the inclusion of volume variation reads

$$\rho_{(II)}(W, v) = f_{\text{smooth}}(v) Z(W, v). \quad (204)$$

The volume fluctuation effect is studied in details in Ref.[28] and the bag stability needs a further investigation.

#### **A. The critical mass for the bag consisting of fundamental particles obeying Maxwell-Boltzmann statistics**

The canonical ensemble for a gas with the internal color symmetry  $U(N_c)$  reads

$$\begin{aligned} Z(\beta, V) &\approx Z_{(I)}(\beta, V), \\ Z_{(I)}(\beta, V) &= e^{N_c^2 \tilde{\lambda}^2}, \tilde{\lambda} \leq \frac{1}{2} \leq \lambda_{(I)\text{max}} \ll 1, \end{aligned} \quad (205)$$

and

$$\begin{aligned} Z(\beta, V) &\approx Z_{(II)}(\beta, V), \\ Z_{(II)}(\beta, V) &= \left(\frac{1}{2\tilde{\lambda}}\right)^{\frac{N_c^2}{2}} e^{(2N_c^2 \tilde{\lambda} - \frac{3}{4}N_c^2)} \left(@ \tilde{\lambda} \geq \frac{1}{2} \geq \tilde{\lambda}_{(II)\text{min}}\right), \end{aligned} \quad (206)$$

for the low- and high-lying energy solutions, respectively. The effective thermal running parameter  $\tilde{\lambda}$  for an ideal gas of fundamental particles embedded in the thermal bath and satisfying Maxwell-Boltzmann statistics reads

$$\begin{aligned}\tilde{\lambda} &= \lambda/N_c^2, \\ &= \frac{1}{N_c} (2j+1) \int \frac{V d^3p}{(2\pi)^3} e^{-\beta\sqrt{p^2+m^2}} \Big|_{m=0}, \\ &= \frac{1}{\pi^2} \frac{(2j+1)V}{N_c \beta^3}.\end{aligned}\tag{207}$$

The low temperature  $1/\beta$  phase has a free energy of order one  $O(N_c^0)$ . The high temperature phase has a free energy of order  $O(N_c^2)$ . It is characterized by the Hagedorn growth in its density of states.

The micro-canonical ensemble is computed by calculating the inverse Laplace transform as follows

$$\begin{aligned}Z_{(II)}(W, V) &= \lim_{W \rightarrow \infty} \frac{1}{2\pi i} \int_{\beta_c - i\infty}^{\beta_c + i\infty} d\beta e^{\beta W} Z_{(II)}(\beta, V) \quad \left( @ \quad \tilde{\lambda} \geq \frac{1}{2} \geq \tilde{\lambda}_{(II)\min} \right), \\ &= \frac{1}{2\sqrt{2\pi}} \frac{1}{\sqrt{12}N_c} \left[ \frac{\pi^2 N_c}{2(2j+1)} \right]^{\frac{N_c^2+1}{2}} \beta_0^{(3N_c^2+5)/2} V^{-(N_c^2+1)/2} \\ &\quad \times \exp \left[ \frac{4}{3} \left( \frac{6(2j+1)N_c}{\pi^2} \right)^{1/4} V^{1/4} W^{3/4} - \frac{3}{4} N_c^2 \right].\end{aligned}\tag{208}$$

The stationary point for the steepest descent method is found at

$$\beta_0 = \left( \frac{6(2j+1)N_c V}{\pi^2 W} \right)^{\frac{1}{4}}.\tag{209}$$

In the micro-canonical representation, the effective thermal running parameter and the energy constraint for the highly excited states are reduced to the following

$$\begin{aligned}\tilde{\lambda} &= \frac{1}{6N_c^2} \left( \frac{6(2j+1)N_c}{\pi^2} \right)^{1/4} W^{3/4} V^{1/4}, \\ &\geq \frac{1}{2} \geq \tilde{\lambda}_{(II)\min}.\end{aligned}\tag{210}$$

In the standard MIT bag model, the effective bag's mass and volume are given by the relations

$$m = W + BV,\tag{211}$$

$$m = 4BV, \quad (212)$$

$$W = \frac{3}{4}m, \quad (213)$$

$$V = \frac{m}{4B}. \quad (214)$$

In the present model, the Hagedorn states appear in the hadronic mass spectrum when the energy reaches the threshold  $\tilde{\lambda} \geq \tilde{\lambda}_{(\text{pre-})\text{critical}} = \frac{1}{2} \geq \tilde{\lambda}_{(I)\text{min}}$  and subsequently the Hagedorn mass threshold exceeds the limit

$$\begin{aligned} m &\geq 2\sqrt{2\pi}N_c^{(1+3/4)} \left[ \frac{2B}{(2j+1)} \right]^{1/4}, \\ &\geq 6.2\text{GeV} \quad \text{with } B^{1/4} = 180\text{MeV}. \end{aligned} \quad (215)$$

This threshold mass is relatively large due to the classical Maxwell-Boltzmann statistics that is considered in the present scenario.

On the other hand, the situation is rather different for the low-lying energy for the small thermal running parameter  $\tilde{\lambda} \leq \frac{1}{2} \leq \tilde{\lambda}_{(I)\text{max}}$  (usually  $\tilde{\lambda}_{(I)\text{max}} < 1$ ), where the micro-canonical ensemble is evaluated as follows

$$\begin{aligned} Z_{(I)}(W, V) &= \frac{1}{2\pi i} \int_{\beta_c - i\infty}^{\beta_c + i\infty} d\beta e^{\beta W} Z_{(I)}(\beta, V), \\ &= \frac{1}{2\pi i} \int_{\beta_c - i\infty}^{\beta_c + i\infty} d\beta e^{\beta W} e^{\left[ d_q^2 \frac{V^2}{\beta^6} \right]}, \end{aligned} \quad (216)$$

where  $d_q = \frac{(2j+1)}{\pi^2}$ . In the standard MIT bag, we have the effective bag energy  $W \approx \frac{3}{4}m$ . For the energy excitation less than the threshold  $\tilde{\lambda} \leq \frac{1}{2} \leq \tilde{\lambda}_{(I)\text{max}}$ , we have the low-lying hadronic mass spectrum and this low-lying spectrum ends when the energy scale reaches the critical point

$$\begin{aligned} m &\leq m\left(\tilde{\lambda}_{(\text{pre-})\text{critical}}\right) : 6.2\text{GeV}, \quad \text{with } B^{1/4} = 180\text{MeV}, \\ &\ll m_{(I)\text{max}} : 10\text{GeV}, \end{aligned} \quad (217)$$

where the upper limit  $m_{(I)\text{max}}$  will be given by Eq.(251). When the energy scale exceeds this point, the micro-canonical ensemble for the low-lying hadronic states becomes an inappropriate. The extrapolation of the steepest descent approximation leads to the density of states,

$$\begin{aligned} Z_{(I)}(W, V) &= \frac{1}{2\sqrt{2\pi}} \frac{[6d_q^2]^{1/14}}{\sqrt{7}V^{-1/7}W^{4/7}} \exp \left[ \frac{7}{6} [6d_q^2]^{1/7} V^{2/7} W^{6/7} \right], \\ &\sim (\dots) V^{1/7} W^{-4/7} \exp \left[ (\dots) V^{2/7} W^{6/7} \right] \left( m \leq m_{(I)\text{max}} \right). \end{aligned} \quad (218)$$

This approximation is not valid for small  $W$  or  $m \leq m_{(I)\text{max}}$  if the low-lying spectrum is a discrete one as will be found in the realistic physical situation in section VIII B. We shall assume that  $m_{(I)\text{max}} \geq m_{\text{Critical}} \sim m_{\text{physical}}$  where  $m_{\text{physical}} \approx 2.0$  GeV is the maximum mass for the known physical particles found experimentally without strangeness[45]. For the low-lying hadronic mass spectrum, we have considered the density of states for the known mass spectrum particles

$$\begin{aligned}
Z_{\text{Low-Lying}}(W, V) &\leftrightarrow Z_{(I)}(W, V), \\
\rho_{\text{Low-Lying}}(W, V) &\propto Z_{\text{Low-Lying}}(W, V), \\
&\approx \sum_{m_i, v_i}^{m_{\text{Critical}}} \delta(m - m_i) \delta(v - v_i). \tag{219}
\end{aligned}$$

Nonetheless, the micro-canonical extrapolation given in Eq.(218) is useful to show the discrete hadronic low-lying mass spectrum is essential. If the standard MIT bag model with a sharp surface boundary is applied to Eq.(218), no phase transition to an explosive quark-gluon plasma takes place. To see this let us adopt the standard MIT bag approximation where  $W \propto V$ . This consideration leads to a continuous density of states  $\rho \sim (\dots)v^{-3/7}e^{(\dots)v^{8/7}}$ . This density leads to a divergence in the isobaric partition function and this standard approximation of the MIT bag for the low-lying mass spectrum fails. It is evident that the Hagedorn states do not appear in the low-lying mass spectrum limit. Furthermore, if we argue that the continuous density of states grows exponentially as a linear exponential growth with respect to the hadron's excluded volume, it is possible to extrapolate  $V^{2/7}W^{6/7} \propto V$  or  $W \propto V^{5/6}$ . With this approximation, the density of states is reduced roughly speaking to  $\rho \sim (\dots)v^{-1/3}e^{(\dots)v}$ . This density gives no phase transition to the quark-gluon plasma. The both above approximations show that continuous low-lying mass spectrum can not generate explosive bags.

## **B. The critical mass for the quark and gluon fireball (e.g. Hagedorn state threshold)**

In QCD, Hagedorn states are assumed to be a bag of weakly interacting quarks and gluons confined in a color-singlet state. The canonical ensemble for a quark and gluon gas in the color-singlet state is given by Eq.(170). The logarithm of the canonical partition function is

simplified as follows

$$\begin{aligned} \log \left( Z_{q\bar{q}g} \left( V/\beta^3 \right) \right) &\approx \log \left( Z_{q\bar{q}g(II)} \left( V/\beta^3 \right) \right) \quad \left( \text{for the energy domain } \lambda_{q\bar{q}g} \geq \lambda_{q\bar{q}g(II)\text{min}} \right), \\ \log \left( Z_{q\bar{q}g(II)} \left( V/\beta^3 \right) \right) &= \frac{V}{\beta^3} \left[ \tilde{\Phi}_{q\bar{q}}^{(0)} + \tilde{\Phi}_g^{(0)} \right] - \frac{N_c^2 - 1}{2} \log \frac{V}{\beta^3} + \text{constant}, \end{aligned} \quad (220)$$

for the energy domain  $\lambda_{q\bar{q}g} \geq \lambda_{q\bar{q}g(II)\text{min}}$  where  $\lambda_{q\bar{q}g} \propto V/\beta^3$ . The critical point for the phase transition is determined by finding the extremum left-hand point as follows

$$\frac{\partial}{\partial \left( \frac{V}{\beta^3} \right)} \log Z_{q\bar{q}g(II)} \left( V/\beta^3 \right) = 0. \quad (221)$$

The parameter  $\left( \frac{V}{\beta^3} \right)$  is related to the running coupling parameter  $\lambda$  and it determines the threshold point of a possible phase transition to the Hagedorn phase. The extreme left-hand side location for the prospective phase transition is located at

$$\frac{1}{N_c^2 - 1} \left( \frac{V}{\beta^3} \right) \left[ \tilde{\Phi}_{q\bar{q}}^{(0)} + \tilde{\Phi}_g^{(0)} \right] \geq \frac{1}{2}. \quad (222)$$

Below the minimum left-hand side point, the solution must be already deflected to another analytical solution and in this sense the critical point is bounded from below by the extreme left-hand side point. The minimum limit for the threshold Hagedorn mass (i.e.  $m_{(II)\text{min}}$  where  $m_{\text{critical}} \geq m_{(II)\text{min}}$ ) for the phase transition from the low-lying mass spectrum to the highly excited spectrum of fireballs or more precisely the continuous Hagedorn states in the context of the micro-canonical ensemble is given by the condition

$$\frac{1}{3(N_c^2 - 1)} \left[ 3 \left( \tilde{\Phi}_{q\bar{q}}^{(0)} + \tilde{\Phi}_g^{(0)} \right) V W^3 \right]^{\frac{1}{4}} \geq \frac{1}{2}. \quad (223)$$

The stationary point of the steepest descent method for the inverse Laplace transform to the micro-canonical ensemble is determined by Eq.(175). In the context of standard MIT bag model with a sharp boundary surface, the point of the critical point is determined by the constraint

$$\left[ 3V W^3 \right]^{1/4} = \frac{3m}{4B^{1/4}}. \quad (224)$$

The minimum limit for the threshold Hagedorn mass production in the context of the MIT bag with the sharp surface boundary approximation is given by the following constraint

$$\begin{aligned} \frac{(2j+1)^{1/4}}{2(N_c^2 - 1)} \left[ \frac{7\pi^2}{360} N_c n_{\text{flavor}} + \frac{\pi^2}{90} (N_c^2 - 1) \right]^{1/4} \frac{m}{B^{1/4}} &\geq 1, \\ \rightarrow m &\geq m_{(II)\text{min}} \quad (\text{the resultant constraint}). \end{aligned} \quad (225)$$

Hence, the threshold Hagedorn mass production for  $N_c = 3$  and  $B^{1/4} = 180\text{MeV}$  is given by

$$\begin{aligned}
m &\geq m_{(II)\text{min}}, \\
m &\geq 2206\text{MeV}(\text{one massless flavor}), \\
&\geq \underline{2029\text{MeV}}(\text{two massless flavors}), \\
&\geq 1906\text{MeV}(\text{three massless flavors}).
\end{aligned} \tag{226}$$

The critical point for the phase transition from the discrete low-lying mass spectrum to the continuous Hagedorn density of states is located just above the maximum mass of the known hadronic particles found in the Data book[45]. The highest experimental non-strange hadron state is roughly estimated to  $m_{\text{max}} \sim 2.0 - 2.3 \text{ GeV}$ . The critical point exists above the minimum point solution of the Hagedorn threshold  $m_{\text{critical}} \geq m_{(II)\text{min}}$ . The estimation of the Hagedorn's critical mass threshold will be given in Eqs.(270) and (271).

The low-lying mass spectrum is considered a discrete density of states that includes all the known mass spectrum particles

$$\begin{aligned}
Z_{\text{Low-lying}}(W, V) &= Z_{q\bar{q}g(I)}(W, V), \\
\rho_{\text{Low-lying}}(m, v) &\sim \sum_{m_i, v_i}^{m_{\text{max}}} \delta(m - m_i)\delta(v - v_i).
\end{aligned} \tag{227}$$

Using the following connections between the canonical ensemble and the density of the states

$$\begin{aligned}
\rho(W, V) &\propto Z_{q\bar{q}g(I)}(W, V) + Z_{(q\bar{q}g(II))}(W, V), \\
&\propto Z_{\text{Low-Lying}}(W, V) + Z_{\text{Fireballs}}(W, V),
\end{aligned} \tag{228}$$

the density of states for the entire hadronic states is approximated to

$$\begin{aligned}
\rho(m, v) &\approx \sum_{m_i, v_i}^{m_{\text{max}}} \delta(m - m_i)\delta(v - v_i) \\
&+ Z_{\text{Fireballs}}(W, v) \times (\text{volume-mass fluctuation}),
\end{aligned} \tag{229}$$

where the micro-canonical ensemble  $Z_{q\bar{q}g(II)}(W, V)$  is the continuous mass spectrum for the Hagedorn states (i.e.  $Z_{\text{Fireballs}}(W, V)$ ). In the standard MIT bag model with the sharp surface boundary the volume-mass fluctuation is determined by the relation  $\delta(m - 4BV)$ . For any fuzzy bag model, the volume-mass fluctuation becomes nontrivial and may change the order of phase transition.

## IX. DENSITY OF STATES

The density of states can be evaluated by using the phase-space integral. The calculation for an ideal gas of particles in finite size has been evaluated and studied without the internal color structure[3]. We use the same procedure to re-derive the density of states reached in the previous sections in particular section VII B. The density of states from the phase-space integral reads,

$$\rho(W, V) = \sum_{n=2}^{\infty} \frac{N_c^n (2j+1)^n}{n!} \left[ \prod_{i=1}^n \int \frac{V d^3 p_i}{(2\pi)^3} \right] \delta \left( W - \sum_{i=1}^n \epsilon(\vec{p}_i) \right), \quad (230)$$

where the constituent particle's energy  $\epsilon(\vec{p}_i) = \sqrt{\vec{p}_i^2 + m^2}$  and it is reduced to  $\epsilon(\vec{p}_i) \doteq |\vec{p}_i|$  for the massless one. Here  $j$  is the particle's quantum number and  $V$  and  $W$  are the bag's volume and energy, respectively. The internal color symmetry is embedded in the phase-space integral as follows,

$$\begin{aligned} \rho(W, V) &= \sum_{n=2}^{\infty} \frac{(2j+1)^n}{n!} \left[ \prod_{i=1}^n \text{tr} [\mathbf{R}(g) + \mathbf{R}^*(g)] \int \frac{V d^3 p_i}{(2\pi)^3} \right] \delta \left( W - \sum_{i=1}^n |\vec{p}_i| \right), \\ &= \sum_{n=2}^{\infty} \frac{(2j+1)^n}{n!} (\text{tr} [\mathbf{R}(g) + \mathbf{R}^*(g)])^n \left( \frac{V}{2\pi^2} \right)^n \frac{2^n W^{3n-1}}{(3n-1)!}, \\ &= \frac{1}{W} \sum_{n=2}^{\infty} \frac{1}{n!(3n-1)!} \left( a_{\{W^3V\}}(\mathbf{R}) \right)^n. \end{aligned} \quad (231)$$

In Eq.(231), the following function has been introduced

$$\begin{aligned} a_{\{W^3V\}}(\mathbf{R}) &= \tilde{a}_{\{W^3V\}} \text{tr} [\mathbf{R}(g) + \mathbf{R}^*(g)], \\ &= \pi^2 \tilde{a}_{\{W^3V\}} \text{tr} \left( \mathbf{R}(g) \int \frac{dx}{2\pi^2} x^2 e^{-x} + \mathbf{R}^*(g) \int \frac{dx}{2\pi^2} x^2 e^{-x} \right), \end{aligned} \quad (232)$$

where

$$\tilde{a}_{\{W^3V\}} = \frac{(2j+1)}{\pi^2} [W^3V]. \quad (233)$$

The summation over the number  $n$  is approximated with the help of the Stirling's formula to an integration over the variable  $n$

$$\rho(W, V) = \frac{1}{W} \int_0^{\infty} dn \exp \left[ n \ln \left( a_{\{W^3V\}}(\mathbf{R}) \right) - \ln n! - \ln(3n-1)! \right]. \quad (234)$$

The above integration is evaluated using the saddle point approximation. the saddle point is found as follows

$$n \approx \left( \frac{a_{\{W^3V\}}(\mathbf{R})}{27} \right)^{\frac{1}{4}}. \quad (235)$$

In this approximation, the density of states is reduced to

$$\rho(W, V) = \frac{\sqrt{3}}{2\pi} \frac{1}{W} \exp \left[ \left( \frac{256}{27} a_{\{W^3V\}}(\mathbf{R}) \right)^{1/4} \right] \times C_n(W, V), \quad (236)$$

where

$$\begin{aligned} C_n(W, V) &= \int_0^\infty dn \exp \left[ -\frac{1}{2} \left( \frac{256 \times 27}{a_{\{W^3V\}}(\mathbf{R})} \right)^{1/4} n^2 \right], \\ &= \frac{1}{2} \sqrt{2\pi} \left( \frac{a_{\{W^3V\}}(\mathbf{R})}{256 \times 27} \right)^{1/8}. \end{aligned} \quad (237)$$

Hence the density of states reads

$$\rho(W, V) = \frac{1}{4\sqrt{2\pi}} \left( 3a_{\{W^3V\}}(\mathbf{R}) \right)^{\frac{1}{8}} \frac{1}{W} \exp \left[ \frac{4}{3} \left( 3a_{\{W^3V\}}(\mathbf{R}) \right)^{1/4} \right]. \quad (238)$$

After tracing over the color index for  $U(N_c)$  (or  $SU(N_c)$ ), Eq.(232) becomes

$$a_{\{W^3V\}}(\mathbf{R}) = 2\tilde{a}_{\{W^3V\}} \sum_{i=1}^{N_c} \cos \theta_i. \quad (239)$$

The projection over the color-singlet state reduces the density of states to

$$\rho_{\text{Singlet}} = \int_{-\pi}^{\pi} d\mu(g) \rho(W). \quad (240)$$

The density of states under the integral is approximated to the Gaussian-like integral over the color variables since it dominates a tiny range around the origin along the real axis of Fourier color variables

$$\begin{aligned} \rho(W, V) &= \frac{1}{4\sqrt{2\pi}} \left( 6\tilde{a}_{\{W^3V\}} \sum_i^{N_c} \cos \theta_i \right)^{\frac{1}{8}} \frac{1}{W} \exp \left[ \frac{4}{3} \left( 6\tilde{a}_{\{W^3V\}} \sum_{i=1}^{N_c} \cos \theta_i \right)^{1/4} \right], \\ &= \mathcal{C}_\rho \times \exp \left[ -\frac{1}{2} \mathcal{D}_\rho \sum_{i=1}^{N_c} \theta_i^2 \right], \end{aligned} \quad (241)$$

where the pre-exponential coefficient reads

$$\mathcal{C}_\rho = \frac{1}{4\sqrt{2\pi}} \left( 6N_c \tilde{a}_{\{W^3V\}} \right)^{\frac{1}{8}} \frac{1}{W} \exp \left[ \frac{4}{3} \left( 6N_c \tilde{a}_{\{W^3V\}} \right)^{1/4} \right]. \quad (242)$$

The exponential term is given by

$$\begin{aligned} \mathcal{D}_\rho &= \frac{4}{3} \frac{1}{4N_c^{3/4}} \left( 6\tilde{a}_{\{W^3V\}} \right)^{1/4}, \\ &= \frac{1}{3N_c} \left[ \frac{6(2j+1)N_c}{\pi^2} W^3V \right]^{1/4}. \end{aligned} \quad (243)$$

The color-singlet density of states for the groups  $U(N_c)$  and  $SU(N_c)$  is, respectively, approximated to

$$\begin{aligned}
\rho_{\text{Singlet}}(W, V) &= \mathcal{C}_\rho \int_{-\theta_c}^{\theta_c} d\mu \exp \left[ -\frac{1}{2} \mathcal{D}_\rho \sum_{i=1}^{N_c} \theta_i^2 \right], \\
&\approx \frac{\prod_{n=1}^{N_c} n!}{N_c! (2\pi)^{N_c/2}} \times \left( \frac{1}{\mathcal{D}_\rho} \right)^{N_c^2/2} \times \mathcal{C}_\rho, \quad \text{for } U(N_c), \\
&\approx \frac{\prod_{n=1}^{N_c} n!}{N_c! (2\pi)^{N_c/2}} \sqrt{\frac{2\pi}{N_c}} \times \left( \frac{1}{\mathcal{D}_\rho} \right)^{(N_c^2-1)/2} \times \mathcal{C}_\rho, \quad \text{for } SU(N_c), \\
&(\text{@ } \mathcal{D}_\rho/N_c \geq 1). \tag{244}
\end{aligned}$$

Furthermore, the approximation which is carried out in Eqs.(241) and (244) requires the constraint  $\mathcal{D}_\rho/N_c \geq 1$ . This is derived trivially using the analogous behavior  $\rho(\tilde{\lambda}) \propto e^{2N_c^2 \tilde{\lambda}} \int d\mu(g) \exp \left[ -\frac{1}{2} (2N_c \tilde{\lambda}) \sum_i \theta_i^2 \right]$  where  $\tilde{\lambda} \geq 1/2$ . The constraint  $\mathcal{D}_\rho/N_c \geq 1$  is exactly the same constraint given by Eq.(210). The asymptotic color-singlet density of states for the  $U(N_c)$  and  $SU(N_c)$  group representations behaves, respectively, as follows

$$\begin{aligned}
\rho_{\text{Singlet}}(W, V) &\propto \frac{1}{W} \left[ \frac{1}{W^3 V} \right]^{\frac{N_c^2-1}{8}} \exp \left[ \text{constant} (W^3 V)^{1/4} \right], \quad \text{for } U(N_c), \\
&\propto \frac{1}{W} \left[ \frac{1}{W^3 V} \right]^{\frac{N_c^2-2}{8}} \exp \left[ \text{constant} (W^3 V)^{1/4} \right], \quad \text{for } SU(N_c), \\
&(\text{@ } \mathcal{D}_\rho/N_c \geq 1). \tag{245}
\end{aligned}$$

In order to analyze the results for the low energy limit, it would be worthy to do the analysis in the language of the canonical-like ensemble rather than the micro-canonical ensemble. The density of states in term of the canonical-like ensemble can be defined as follows

$$\begin{aligned}
\rho_{\text{Singlet}}(W, V) &= \frac{1}{2} \frac{1}{W} \frac{1}{2\sqrt{2\pi}} \left( 3a_{\{W^3 V\}}(\mathbf{R}) \right)^{\frac{1}{8}} \exp \left[ \frac{4}{3} \left( 3a_{\{W^3 V\}}(\mathbf{R}) \right)^{1/4} \right], \\
&\sim \frac{1}{2} \frac{1}{W} \frac{1}{2\pi i} \int_{\zeta_0-i\infty}^{\zeta_0+i\infty} d\zeta e^{\zeta y} \exp \left[ \frac{1}{\zeta^3} \left( a_{\{W^3 V\}}(\mathbf{R}) \right) \right]_{y=1}. \tag{246}
\end{aligned}$$

The projection of the color-singlet state reduces the density of states to

$$\begin{aligned}
\rho_{\text{Singlet}}(W, V) &\cong \frac{1}{2} \frac{1}{W} \int d\mu(g) \frac{1}{2\pi i} \int_{\zeta_0-i\infty}^{\zeta_0+i\infty} d\zeta e^{\zeta y} \exp \left[ \frac{1}{\zeta^3} \left( a_{\{W^3 V\}}(\mathbf{R}) \right) \right]_{y=1}, \\
&\cong \frac{1}{2} \frac{1}{W} \frac{1}{2\pi i} \int_{\zeta_0-i\infty}^{\zeta_0+i\infty} d\zeta e^{\zeta y} \int d\mu(g) \exp \left[ \frac{1}{\zeta^3} \left( a_{\{W^3 V\}}(\mathbf{R}) \right) \right]_{y=1}. \tag{247}
\end{aligned}$$

Hence, the analysis of the above equation becomes similar to the Gross-Witten critical point solution. In the case  $\frac{\tilde{a}_{\{W^3V\}}}{N_c \zeta^3} \ll 1$  the color saddle points will be distributed uniformly over the invariance measure  $\int_{-\pi}^{\pi} d\mu(g)$ . It is evaluated as follows

$$\begin{aligned} \rho_{\text{Low-Lying}}(W, V) &\cong \frac{1}{2} \frac{1}{W} \frac{1}{2\pi i} \int_{\zeta_0 - i\infty}^{\zeta_0 + i\infty} d\zeta e^{\zeta y} \int_{-\pi}^{\pi} d\mu(g) \exp \left[ \frac{\tilde{a}_{\{W^3V\}}}{\zeta^3} (\text{tr} \mathbf{R}(g) + \text{tr} \mathbf{R}^*(g)) \right]_{y=1}, \\ &= \frac{1}{2} \frac{1}{W} \frac{1}{2\pi i} \int_{\zeta_0 - i\infty}^{\zeta_0 + i\infty} d\zeta e^{\zeta y} \exp \left[ \left( \frac{\tilde{a}_{\{W^3V\}}}{\zeta^3} \right)^2 \right]_{y=1}, \\ &\quad (\text{i.e.: continuous low-lying spectrum}). \end{aligned} \quad (248)$$

Under the constraint  $\frac{\tilde{a}_{\{W^3V\}}}{N_c \zeta^3} \ll 1$ , the integration over the Laplace transform is evaluated using the steepest descent method. It is reduced to

$$\begin{aligned} \rho_{(I)}(W, V) &= \rho_{\text{Low-Lying}}(W, V), \\ &= \frac{1}{2} \frac{1}{W} \frac{1}{\sqrt{2\pi}} \frac{1}{\sqrt{7}} (6\tilde{a}_{\{W^3V\}}^2)^{1/14} \exp \left[ \frac{7}{6} (6\tilde{a}_{\{W^3V\}}^2)^{1/7} \right], \\ &\propto \frac{1}{2} \frac{1}{W} (W^3V)^{1/7} \exp \left[ \text{constant} (W^3V)^{2/7} \right], \end{aligned} \quad (249)$$

where the saddle point of the stationary condition is found at

$$\bar{\zeta} = [6\tilde{a}_{\{W^3V\}}^2]^{1/7}. \quad (250)$$

The location of the saddle point must satisfy the energy constraint

$$\begin{aligned} \frac{\tilde{a}_{\{W^3V\}}}{N_c \bar{\zeta}^3} &= \frac{1}{6^{4/7} N_c^{8/7}} (6N_c \tilde{a}_{\{W^3V\}})^{1/7} \ll 1, \\ &\rightarrow \frac{1}{6N_c^2} (6N_c \tilde{a}_{\{W^3V\}})^{1/4} \ll 1, \\ &\rightarrow \frac{1}{6N_c^2} \left( \frac{6(2j+1)N_c}{\pi^2} \right)^{1/4} [W^{3/4}V^{1/4}] \ll 1, \\ &\rightarrow \left( \frac{1}{6N_c^2} \left( \frac{6(2j+1)N_c n_{\text{flavors}}}{\pi^2} \right)^{1/4} [W^{3/4}V^{1/4}] \right) \ll 1, \\ &\rightarrow m \ll 10 \text{ GeV} \quad (\text{for 2 flavors}). \end{aligned} \quad (251)$$

In the realistic QCD, the quarks obey Fermi-Dirac statistics while the gluons obey Bose-Einstein statistics. The partition-like function for a gas of massless quarks and anti-quarks confined in a finite size cavity with the internal color structure  $SU(N_c)$  (or  $U(N_c)$ ) reads

$$\begin{aligned} a_{q\bar{q}}(\mathbf{R}) &= \frac{(2j+1)}{\pi^2} (W^3V) n_{\text{flavor}} \cdot \text{tr} \left( \int_0^\infty dx x^2 \ln [1 + \mathbf{R}_{\text{fun}}(g) e^{-x}] \right. \\ &\quad \left. + \int_0^\infty dx x^2 \ln [1 + \mathbf{R}_{\text{fun}}^*(g) e^{-x}] \right). \end{aligned} \quad (252)$$

Similarly, the partition-like function for a gas of gluons is reduced to

$$a_g(\mathbf{R}) = -\frac{(2j+1)}{\pi^2}(W^3V) \cdot \text{tr} \left( \int_0^\infty dx x^2 \ln [1 - \mathbf{R}_{\text{adj}}(g)e^{-x}] \right). \quad (253)$$

It would be interesting to note here that when  $\tilde{a}_{q\bar{q}}/\zeta^3 \leq O(1)_{\text{critical}}$  and  $\tilde{a}_g/\zeta^3 \leq O(1)_{\text{critical}}$ , the color saddle points will be distributed uniformly over the entire circle. In this case the Maxwell-Boltzmann statistics can be produced as follows

$$\begin{aligned} \ln [1 + \mathbf{R}_{\text{fun}}^*(g)e^{-x}] &\approx \mathbf{R}_{\text{fun}}^*(g)e^{-x}, \\ -\ln [1 - \mathbf{R}_{\text{adj}}(g)e^{-x}] &\approx \mathbf{R}_{\text{adj}}(g)e^{-x}. \end{aligned} \quad (254)$$

On the other hand, in the case  $\tilde{a}_{q\bar{q}}/\zeta^3 > O(1)_{\text{critical}}$  and  $\tilde{a}_g/\zeta^3 > O(1)_{\text{critical}}$  the color saddle points become more dominant in a narrow domain around the origin. In this domain, the partition-like function is expanded around the color saddle points. The coefficients of the expansion around the saddle points for the quark and anti-quark partition-like function reads

$$\begin{aligned} a_{q\bar{q}}(\mathbf{R})|_{\{\theta\}=0} &= \frac{7\pi^2}{360} N_c n_{\text{flavor}} (2j+1) \cdot (W^3V), \\ \frac{\partial^2 a_{q\bar{q}}(\mathbf{R})}{\partial \theta_i^2} \Big|_{\{\theta\}=0} &= -\frac{1}{6} n_{\text{flavor}} (2j+1) \cdot (W^3V). \end{aligned} \quad (255)$$

Moreover, the same thing can be calculated for the gluons

$$\begin{aligned} a_g(\mathbf{R})|_{\{\theta\}=0} &= \frac{\pi^2}{90} (N_c^2 - 1)(2j+1)(W^3V), \\ \frac{\partial^2 a_g(\mathbf{R})}{\partial(\theta_i - \theta_j)^2} \Big|_{\{\theta\}=0} &= -\frac{1}{6} (2j+1)(W^3V). \end{aligned} \quad (256)$$

The coefficient of the quark, antiquark and gluon gas is reduced to

$$a_{\{W^3V\}}(\mathbf{R}) = a_{q\bar{q}}(\mathbf{R}) + a_g(\mathbf{R}). \quad (257)$$

The coefficient of the zero<sup>th</sup> approximation reads

$$a_{\{W^3V\}}(\mathbf{R}) \Big|_{\{\theta\}=0} = d_{q\bar{q}g} W^3V, \quad (258)$$

where

$$d_{q\bar{q}g} = (2j+1) \left( \frac{7\pi^2}{360} N_c n_{\text{flavor}} + \frac{\pi^2}{90} (N_c^2 - 1) \right). \quad (259)$$

The density of states is approximated to the Gaussian-like function around the saddle points as follows

$$\begin{aligned}
\rho_{(II)}(W, V) &= \rho_{\text{High-Lying}}(W, V), \\
&= \frac{1}{4\sqrt{2\pi}} \frac{1}{W} \left(3a_{\{W^3V\}}(\mathbf{R})\right)^{1/8} \exp\left[\frac{4}{3} \left(3a_{\{W^3V\}}(\mathbf{R})\right)^{1/4}\right], \\
&\approx \mathcal{C}_{q\bar{q}g}(W, V) \exp\left[-\frac{1}{2}\lambda_{q\bar{q}}^{(2)} \sum_{i=1}^{N_c} \theta_i^2 - \frac{1}{2} \frac{2N_c\lambda_g^{(2)}}{2N_c} \sum_{i=1}^{N_c} \sum_{j=1}^{N_c} (\theta_i - \theta_j)^2\right], \quad (260)
\end{aligned}$$

where the pre-exponential coefficient reads

$$\mathcal{C}_{q\bar{q}g}(W, V) = \frac{1}{4\sqrt{2\pi}} \frac{1}{W} \left(3d_{q\bar{q}g}W^3V\right)^{1/8} \exp\left[\frac{4}{3} \left(3d_{q\bar{q}g}W^3V\right)^{1/4}\right]. \quad (261)$$

The quadratic terms in the exponential read

$$\begin{aligned}
\lambda_{q\bar{q}}^{(2)} &= -\left(\frac{1}{3d_{q\bar{q}g}W^3V}\right)^{3/4} \frac{\partial^2 a_{q\bar{q}}(\mathbf{R})}{\partial\theta_i^2} \Big|_0, \\
&= \frac{1}{(3d_{q\bar{q}g})^{3/4}} \cdot \frac{1}{6} (2j+1)n_{\text{flavor}} \left(W^3V\right)^{1/4}, \quad (262)
\end{aligned}$$

and

$$\begin{aligned}
\lambda_g^{(2)} &= \left(\frac{1}{3d_{q\bar{q}g}W^3V}\right)^{3/4} \frac{\partial^2 a_g(\mathbf{R})}{\partial(\theta_i - \theta_j)^2} \Big|_0, \\
&= \frac{1}{(3d_{q\bar{q}g})^{3/4}} \cdot \frac{1}{6} (2j+1) \left(W^3V\right)^{1/4}. \quad (263)
\end{aligned}$$

The color-singlet state for the density of states is projected as follows

$$\begin{aligned}
\rho_{(II)}(W, V) &= \mathcal{C}_{q\bar{q}g}(W, V) \int_{-\theta_c}^{\theta_c} d\mu(g) \exp\left[-\frac{1}{2}\lambda_{q\bar{q}}^{(2)} \sum_{i=1}^{N_c} \theta_i^2 - \frac{1}{2} \frac{2N_c\lambda_g^{(2)}}{2N_c} \sum_{i=1}^{N_c} \sum_{j=1}^{N_c} (\theta_i - \theta_j)^2\right], \\
&\doteq \mathcal{C}_{q\bar{q}g}(W, V) \int_{-\theta_c}^{\theta_c} d\mu(g) \exp\left[-\frac{1}{2} \left(\lambda_{q\bar{q}}^{(2)} + 2N_c\lambda_g^{(2)}\right) \sum_{i=1}^{N_c} \theta_i^2\right]. \quad (264)
\end{aligned}$$

The result of Eq.(264) resembles Eq.(167) and its evaluation leads to

$$\rho_{(II)}(W, V) = c_{q\bar{q}g} \frac{1}{W} \left(3d_{q\bar{q}g}W^3V\right)^{1/8} \left(\frac{1}{\lambda_{q\bar{q}}^{(2)} + 2N_c\lambda_g^{(2)}}\right)^{\frac{N_c^2-1}{2}} \exp\left[\frac{4}{3} \left(3d_{q\bar{q}g}W^3V\right)^{1/4}\right], \quad (265)$$

where the constant  $c_{q\bar{q}g}$  reads

$$c_{q\bar{q}g} = \frac{1}{4N_c!(2\pi)^{N_c-1/2}} \frac{(2\pi)^{N_c/2} \prod_{k=1}^{N_c} k!}{\sqrt{2\pi N_c}}. \quad (266)$$

In the terms of  $\tilde{\Phi}_{q\bar{q}}^{(2)}$  and  $\tilde{\Phi}_g^{(2)}$ , Eq.(265) becomes

$$\rho_{(II)}(W, V) = c_{q\bar{q}g} \left( \frac{3d_{q\bar{q}g}}{\tilde{\Phi}_{q\bar{q}}^{(2)} + 2N_c \tilde{\Phi}_g^{(2)}} \right)^{\frac{N_c^2-1}{2}} \frac{1}{W} \left( \frac{1}{3d_{q\bar{q}g} W^3 V} \right)^{\frac{N_c^2-2}{8}} \exp \left[ \frac{4}{3} (3d_{q\bar{q}g} W^3 V)^{1/4} \right], \quad (267)$$

where

$$\begin{aligned} \lambda_{q\bar{q}}^{(2)} &= (W^3 V)^{1/4} \tilde{\Phi}_{q\bar{q}}^{(2)} / (3d_{q\bar{q}g})^{3/4}, \\ \lambda_g^{(2)} &= (W^3 V)^{1/4} \tilde{\Phi}_g^{(2)} / (3d_{q\bar{q}g})^{3/4}. \end{aligned} \quad (268)$$

The Hagedorn density of states is given by  $\rho_{(II)}(W, V) = \rho_{\text{High-Lying}}(W, V) \delta(m - 4BV)$  for the bags with the sharp surface boundary. It is found that Eq.(267) is identical to the result given in Eq.(177). The constraint of the thermal running parameter for Eq.(264) validity is given by

$$\tilde{\lambda} \equiv \frac{1}{2N_c} (\lambda_{q\bar{q}}^{(2)} + 2N_c \lambda_g^{(2)}) \geq \frac{1}{2} \quad \left( \text{where } \tilde{\lambda}_{(\text{pre-})\text{critical}} = \frac{1}{2} \right). \quad (269)$$

Using the standard MIT bag model we get

$$\frac{1}{2N_c} \frac{1}{24d_{q\bar{q}g}^{3/4} B^{1/4}} (2j+1) (n_{\text{flavor}} + 2N_c) m \geq \frac{1}{2}, \quad (270)$$

where  $(W^3 V)^{1/3} = 3^{3/4} m / (4B^{1/4})$  and  $B^{1/4} = 180 \text{ MeV}$ . Eq.(225) gives the minimum mass limit  $m_{(II)\text{min}}$  while the (pre-)critical mass threshold  $m_{\text{critical}}$  is determined by Eq.(270) with the condition  $m_{\text{critical}} \geq m_{(II)\text{min}}$ . The Hagedorn mass constraint is bounded from below by the (pre-)critical mass  $m \geq m_{\text{critical}}$ . Nonetheless, Eq.(270) gives the following estimations

$$\begin{aligned} m &\geq m_{\text{critical}} = 2060 \text{ MeV} \quad (\text{massless flavors : } n_{\text{flavor}} = 1), \\ m &\geq m_{\text{critical}} = 2315 \text{ MeV} \quad (\text{massless flavors : } n_{\text{flavor}} = 2), \\ m &\geq m_{\text{critical}} = 2482 \text{ MeV} \quad (\text{massless flavors : } n_{\text{flavor}} = 3). \end{aligned} \quad (271)$$

It is worth to note that Eq.(225) gives the constraint for the minimum mass limit for the Hagedorn threshold production where the (pre-)critical mass determined by Eq.(270) must lie above this minimum mass limit  $m_{\text{critical}} \geq m_{(II)\text{min}}$ . According to Eqs.(226) and (271), the minimum mass threshold and the (pre-)critical mass for the two-flavor hadronic mass

spectrum are found  $m_{\text{critical}} = 2315\text{MeV} \geq m_{(II)\text{min}} = 2029\text{MeV}$ . The experimental data book indicates that the maximum limit for the discrete mass spectrum is estimated to be around 2250-2300 MeV. The critical mass for the production of fireballs has to be just above the the known discrete mass spectrum. The present work predict that maximum limit for the two flavor discrete hadronic mass spectrum is 2315 MeV and above this limit the continuous Hagedorn spectrum is produced.

## X. THE GAS OF BAGS WITH VAN DER WAALS REPULSION

### A. Isobaric partition function

The partition function for a gas of bags in the Maxwell-Boltzmann statistics reads

$$Z(T, V) = \sum_{N \geq 0} \frac{1}{N!} \prod_{i=1}^N Q_i(\Lambda), \quad (272)$$

where

$$Q_i(\Lambda) = \int dm_i dv_i \int \left( V - \sum_{k=1}^N v_k \right) \frac{d^3 p_i}{(2\pi)^3} \rho(\Lambda; m_i, v_i) e^{-E_i/T} \Theta \left( V - \sum_{k=1}^N v_k \right), \quad (273)$$

and  $v_i, m_i$  and  $E_i$  are the hadron's volume, mass and total energy, respectively. The fugacity  $\Lambda$  is the constraint of all possible charge conservations such as baryonic, strangeness,  $\dots$  etc and is given by

$$\Lambda = \{e^{i\theta_B} \dots\} \equiv \left\{ e^{\frac{\mu_B}{T}} \dots \right\}. \quad (274)$$

The density of states given by Eq.(272) consists all the discrete known mass spectrum particles and the continuous Hagedorn density of states as follows

$$\rho(\Lambda; m_i, v_i \dots) = \rho_{(I)}(m, v, T, \Lambda) + \rho_{(II)}(m, v, T, \Lambda), \quad (275)$$

where the first term  $\rho_{(I)}(m, v, T, \Lambda)$  corresponds the discrete low-lying hadronic mass spectrum while the second term  $\rho_{(II)}(m, v, T, \Lambda)$  corresponds the continuous Hagedorn mass spectrum. The discrete low-lying density of states of the known mass spectrum particles reads

$$\begin{aligned} \rho_{(I)}(m, v, T, \Lambda) = & \sum_i^{\text{Baryons}} D_{\text{FD}}(m, v, T, \Lambda_i) \delta(m - m_i) \delta(v - v_H) \\ & + \sum_i^{\text{Mesons}} D_{\text{BE}}(m, v, T, \Lambda_i) \delta(m - m_i) \delta(v - v_H). \end{aligned} \quad (276)$$

The sum runs over the baryon and meson mass spectra those are satisfying Fermi-Dirac and Bose-Einstein statistics, respectively. The terms  $D_{\text{FD}}(m, v, T, \Lambda_i)$  and  $D_{\text{BE}}(m, v, T, \Lambda_i)$  are the degeneracies as well as the single-particle statistic ensemble functions for Fermi- and Bose- particles, respectively. The continuous part  $\rho_{(II)}(m, v, T, \Lambda)$  is the Hagedorn density of states and these states correspond the hadronic bubbles with relatively large hadronic masses could emerge as fireballs just above the highest mass of the known hadronic particle without strangeness  $m \geq 2.0\text{GeV}$  represented by the discrete low-lying mass spectrum. In the simplest approximation there is no reason to prefer the Fermi-Dirac or Bose-Einstein statistics for the exotic hadronic states such as Hagedorn states. The Hagedorn states are assumed to obey simply the classical Maxwell-Boltzmann statistics due to their relatively large masses. The grand canonical ensemble for a gas of non-interacting multi-particle species obeys the tensor product of their Fock spaces [38],

$$Z(T, V; \Lambda) = \prod_{\text{Baryons}} Z(T, V) \prod_{\text{Mesons}} Z(T, V) \prod_{\text{Hagedorns}} Z(T, V) \cdot \theta\left(V - \sum_i v_i\right). \quad (277)$$

In order to overcome the volume step function problem in Eqs.(272) and (273), the isobaric ensemble trick is introduced. The isobaric partition function is calculated by taking the Laplace transformation of the grand partition function [35, 36, 37, 38, 39]

$$\begin{aligned} \hat{Z}(T, s; \Lambda) &\equiv \int_0^\infty dV \exp(-sV) Z(T, V; \Lambda), \\ &= 1/ \left[ s - \int_i \exp(-v_i s) \varphi_{\mathcal{S}}(T; m_i, \Lambda_i) \right], \\ &= 1/ \left[ s - f_{\text{Hadrons}}(T, s) \right], \end{aligned} \quad (278)$$

where  $v_i$  is the hadron's Van der Waals excluded volume. It is reduced to a continuous Van der Waals variable  $v$  for the continuous mass spectrum. The isobaric function found in the denominator in the right hand side of Eq.(278) is decomposed as follows

$$\begin{aligned} f_{\text{Hadrons}}(T, s) &= \int_i \exp(-v_i s) \rho(m, v, T, \Lambda) \varphi_{\mathcal{S}}(T; m_i, \Lambda_i), \\ &= \sum_i \int \exp(-v_i s) \rho_{(I)}(m_i, v_i, T, \Lambda) \varphi_{\mathcal{S}}(T; m_i, \Lambda_i) \text{ (discrete Low-Lying)} \\ &+ \int dv dm \exp(-vs) \rho_{(II)}(m, v, T, \Lambda) \varphi_{\mathcal{S}}(T; m, \Lambda) \text{ (continuous Hagedorn)} \\ &= f_{\text{Low-Lying}}(T, s) + f_{\text{Fireballs}}(T, s). \end{aligned} \quad (279)$$

The first term  $f_{\text{Low-Lying}}(T, s)$  denotes the isobaric function consisting all the known hadronic mass spectrum particles and resonances as well as their antiparticles embedded

in the hot and dense medium. The masses of these particles are taken from the particle data book [45]. The non-strange hadronic spectrum consists 76 mesons and 64 baryons. This isobaric function is given as follows

$$f_{\text{Low-lying}}(T, s) = \sum_i^{\text{Mesons}} \left[ \varphi_{\text{BE}}(T; m_i, \Lambda_i^*) + \varphi_{\text{BE}}(T; m_i, \bar{\Lambda}_i^*) \right] + \sum_i^{\text{Baryons}} \left[ \varphi_{\text{FD}}(T; m_i, \Lambda_i^*) + \varphi_{\text{FD}}(T; m_i, \bar{\Lambda}_i^*) \right]. \quad (280)$$

The ensemble functions for single-particle species obeying the Maxwell-Boltzmann, Fermi-Dirac and Bose-Einstein statistics, respectively, read

$$\varphi_{\text{MB}}(T; m_i, \Lambda_i) = (2J_i + 1) \Lambda_i \int \frac{d^3k}{(2\pi)^3} e^{-\frac{1}{T} \sqrt{k^2 + m_i^2}}, \quad (281)$$

$$\varphi_{\text{FD}}(T; m_i, \Lambda_i) = (2J_i + 1) \int \frac{d^3k}{(2\pi)^3} \ln \left[ 1 + \Lambda_i e^{-\frac{1}{T} \sqrt{k^2 + m_i^2}} \right], \quad (282)$$

and

$$\varphi_{\text{BE}}(T; m_i, \Lambda_i) = -(2J_i + 1) \int \frac{d^3k}{(2\pi)^3} \ln \left[ 1 - \Lambda_i e^{-\frac{1}{T} \sqrt{k^2 + m_i^2}} \right]. \quad (283)$$

where  $J_i$  is the quantum number stemming from the internal degrees of freedom (e.g. spin multiplicity). The effective chemical potentials read

$$\Lambda_i^* = e^{-vs} \Lambda_i, \quad \bar{\Lambda}_i^* = e^{-vs} \bar{\Lambda}_i, \quad (284)$$

where the isobaric pressure times Van der Waals volume ( $s \cdot v$ ) enters as an exponential pre-factor of the particle fugacity. The second term in Eq.(279) corresponds the isobaric pressure of Hagedorn bubbles. The isobaric function for a gas of Hagedorn states reads

$$f_{\text{Fireballs}}(T, s) = \int_{v_0}^{\infty} dv \int_{m_0}^{\infty} dm e^{-vs} \rho_{(H)}(m, v, T, \Lambda) \varphi_{\text{MB}}(T; m, \Lambda), \quad (285)$$

where the first integration is over the hadron's mass while the second one is over the hadron's excluded volume. The asymptotic behavior of the function  $\varphi_{\text{MB}}(T; m, \Lambda)$  in the limit of the large bag's mass  $m \gg T$  reads

$$\begin{aligned} \varphi_{\text{MB}}(T; m, \Lambda) &= \int \frac{d^3k}{(2\pi)^3} \exp \left( -\sqrt{k^2 + m^2}/T \right), \\ &= \left[ \frac{m^2 T}{2\pi^2} \right] K_2(m/T), \\ &\approx \left( \frac{mT}{2\pi} \right)^{3/2} e^{-m/T}. \end{aligned} \quad (286)$$

By introducing Eq.(286) in Eq.(285), Eq.(285) is reduced to

$$f_{\text{Fireballs}}(T, s) = \int_{v_0}^{\infty} dv \int_{m_0}^{\infty} dm e^{-vs} \rho_{(II)}(m, v, T, \Lambda) \left( \frac{mT}{2\pi} \right)^{3/2} e^{-m/T}, \quad (287)$$

where  $\rho_{(II)}(m, v, T, \Lambda)$  measures the mass spectral density *and* the volume fluctuation *as well* of the continuous Hagedorn states.

It is known from the property of the Laplace transformation that the asymptotic behavior of  $Z(T, V)$  as  $V \rightarrow \infty$  is determined by the extreme right-hand singularity of  $\hat{Z}(T, s; \Lambda)$  with respect to the isobaric variable  $s$  on the real axis. We denote this singularity point by  $s^*$ . The Laplace parameter  $s^*$  plays the role of the isobaric pressure. In the thermodynamic limit  $V \rightarrow \infty$ , the pressure reads

$$\begin{aligned} p &= T \lim_{V \rightarrow \infty} \frac{1}{V} \ln Z(T, V), \\ &= T s^*. \end{aligned} \quad (288)$$

The isobaric partition function with the isobaric ensembles  $(T, s)$  is convenient for a system characterized by the external pressure  $p = Ts$  rather than the fixed volume  $V$ . The isobaric partition function has another singularity beside the first singular point  $s_0 = s^*$ . This singularity is determined by the nonlinear equation  $s^* = f_{\text{Hadrons}}(T, s^*)$  given by Eq.(278). The second pole  $s_c$  is the singularity when the isobaric function  $f_{\text{Fireballs}}(T, s_c)$  diverges because the fireball's internal pressure exceeds the external pressure of the gas of hadrons

$$f_{\text{Fireballs}}(T, s_c) \rightarrow \infty. \quad (289)$$

The density of states for the Hagedorn states described by the standard MIT bag model with a sharp surface boundary reads

$$\rho_{(II)}(m, v) = \delta(m - 4Bv) Z_{(II)q\bar{q}g}(W, v), \quad (290)$$

where  $W = m - 4Bv$  and the micro-canonical ensemble

$$\begin{aligned} Z_{(II)q\bar{q}g}(W, v) &= C v^{-N_c^2/2} x^{-\left(\frac{3N_c^2+2}{8}\right)} \exp \left[ \frac{4}{3} a x^{3/4} v \right] \\ &\quad (\text{with } (W, v) \rightarrow (x = W/v, v)), \end{aligned} \quad (291)$$

is the micro-canonical ensemble for a quark and gluon gas projected on the color-singlet state and confined in a spherical cavity with a specific volume  $v$ . This micro-canonical ensemble

has been derived in sections VIII and IX. Hence the isobaric pressure for the continuous spectrum of the hadronic bubbles becomes

$$\begin{aligned} f_{\text{Fireballs}}(T, s) &= \int_{v_0}^{\infty} dv \int_{m_0}^{\infty} dm e^{-vs} \delta(m - 4Bv) Z_{(II)q\bar{q}g}(W, v) \left(\frac{mT}{2\pi}\right)^{3/2} e^{-m/T}, \\ &= C'(T) \int_{v_0}^{\infty} dv v^{-N_c^2/2+3/2} \exp[-v(s - s_0)], \end{aligned} \quad (292)$$

where the bag's isobaric internal pressure is given by

$$s_0 = \left[ \frac{4}{3} \left( \tilde{\Phi}_{q\bar{q}g}^{(0)} \right)^{\frac{1}{4}} (3B)^{3/4} - \frac{4B}{T} \right]. \quad (293)$$

The integral pre-factor, which is independent on the volume fluctuation, reads

$$C'(T) = C [3B]^{-\left(\frac{3N_c^2+2}{8}\right)} \left(\frac{4BT}{2\pi}\right)^{3/2}. \quad (294)$$

In the case of QCD, we have  $N_c = 3$ ,  $C^*(T) = C'(T)|_{N_c=3}$  and the isobaric pressure for Hagedorn's gas reads

$$f_{\text{Fireballs}}(T, s) = C^*(T) \int_{v_0}^{\infty} dv v^{-3} \exp[-v(s - s_0)]. \quad (295)$$

The pressure  $p = Ts^*$  is typically calculated from the isobaric function extreme right singularity. The external isobaric pressure of Hadronic gas and the pressure of Hagedorn's gas, respectively, read

$$\begin{aligned} s^* &= f_{\text{Hadrons}}(T, s^*), \\ p_{\text{Fireballs}} &= T \cdot f_{\text{Fireballs}}(T, s), \end{aligned} \quad (296)$$

where

$$f_{\text{Fireballs}}(T, s) = C^*(T) \left(\frac{z_0}{v_0}\right)^2 \int_{z_0}^{\infty} dz z^{-3} e^{-z}, \quad (297)$$

and

$$z_0 = v_0 (s - s_0). \quad (298)$$

## B. The order of phase transition

In order to analyze the phase transition, it is useful to introduce the exponential integral function

$$z_0^n \int_{z_0}^{\infty} dz z^{-n-1} e^{-z} = z_0^n \Gamma(-n, z_0). \quad (299)$$

This function diverges for  $n \leq 0$  as follows

$$\lim_{z_0 \rightarrow 0} z_0^n \int_{z_0}^{\infty} dz z^{-n-1} e^{-z} = \lim_{z_0 \rightarrow 0} z_0^n \Gamma(-n, z_0) \rightarrow \text{diverge.} \quad (300)$$

In case  $n = 0$  it diverges logarithmically. On the contrary, it converges to  $1/n$  for  $n > 0$ . Hence, the analysis to find the order of phase transition in the limit  $s \rightarrow s_0$  becomes a straightforward one. It is useful to adopt the following approximation,

$$\begin{aligned} s &= s_{\text{Hadrons}} + C^*(T) \int_{v_0}^{\infty} dv v^{-\alpha} e^{-v(s-s_0)} \Big|_{s \rightarrow s_0}, \\ s &\approx C^*(T) \int_{v_0}^{\infty} dv v^{-\alpha} e^{-v(s-s_0)} \Big|_{s \rightarrow s_0}. \end{aligned} \quad (301)$$

Indeed, Eq.(301) leads to the following conclusions [28],

$$\begin{aligned} \text{for } \alpha > 1 : s &\rightarrow \text{finite (a possible phase transition),} \\ \text{for } \alpha \leq 1 : s &\rightarrow \text{diverge (no phase transition).} \end{aligned} \quad (302)$$

In the case  $\alpha \leq 1$ , the fireball pressure diverges in the limit  $s = s_0$  and subsequently the phase transition does not exist. On the other hand, in the case  $\alpha > 1$  the fireball isobaric pressure converges in the limit  $s = s_0$ , though it diverges as the bag's internal isobaric pressure exceeds the hadronic external isobaric pressure  $s_0 > s$  and the phase transition to an explosive quark-gluon plasma takes place in the system.

The order of the phase transition is determined by examining the continuation of the isobaric pressure outside and inside the Hagedorn's bag and its n-th derivative as well. Its derivative with respect to temperature (or any thermodynamical ensemble) reads

$$s' = (C^*(T))' \int_{v_0}^{\infty} dv v^{-\alpha} e^{-v(s-s_0)} - C^*(T)(s' - s'_0) \int_{v_0}^{\infty} dv v^{-\alpha+1} e^{-v(s-s_0)}. \quad (303)$$

The exponential integral in Eq.(303) at the point of the phase transition leads to the following conditions

$$\begin{aligned} (s' - s'_0) &\approx \frac{\text{finite value}}{\lim_{s \rightarrow s_0} \int_{v_0}^{\infty} dv v^{-\alpha+1} e^{-v(s-s_0)}}, \\ &= 0, \text{ for } 2 \geq \alpha > 1 \text{ (a higher order phase transition),} \\ &\neq 0, \text{ for } \alpha > 2 \text{ (a first order phase transition).} \end{aligned} \quad (304)$$

In the summary, first and second order phase transitions take place under the following constraints

$$\infty \geq \alpha > 2, \quad (\text{first order phase transition}), \quad (305)$$

and

$$2 \geq \alpha > 1 + \frac{1}{2}, \quad (\text{second order phase transition}), \quad (306)$$

respectively. The  $n$ -th order phase transition takes place whenever  $\alpha$  takes the following value

$$1 + \frac{1}{n-1} \geq \alpha > 1 + \frac{1}{n}, \quad (n\text{-th order phase transition}). \quad (307)$$

Finally, there is no phase transition for the bag of an internal structure of

$$\alpha \leq 1, \quad (\text{no phase transition}). \quad (308)$$

The Hagedorn bubbles considered in the present work are color-singlet states with an internal structure of  $\alpha = 3$ . They may appear in RHIC and LHC as fireballs (i.e. the Hagedorn states). This means that the gas of fireballs (i.e. the Hagedorn phase) undergoes a first order phase transition to an explosive quark-gluon plasma. However, when the explosive quark-gluon plasma appears it expands rapidly. Nevertheless, in a context of an alternate scenario it is reasonable to assume that the colored bags could appear in the system before the appearance of an explosive quark-gluon plasma. The isobaric function can be written as follows

$$f_{\text{Fireballs}}(T, s) / f_{\text{colored-bags}}(T, s) \sim \int_{v_0}^{\infty} dv v^{-3} e^{-v(s-s_0)} / \int_{v_0}^{\infty} dv v^{-\frac{1}{2}} e^{-v(s-s_0)}. \quad (309)$$

In this case the phase transition from the Hagedorn phase to the gas of colored bags is a first order phase transition. The surprise in this scenario is that the phase transition from the gas of colored bags to the explosive quark-gluon plasma is not possible, keeping in mind in this scenario we only consider a simple color group symmetry with no other associated symmetry. This leads to the conclusion that the explosive quark-gluon plasma must take place for the quark and gluon bags with some specific internal structure.

On the other hand, it is also possible to think about a gas of colored bags with a specific internal color-flavor correlation associated with additional configuration-space internal symmetry such as  $O(N)$  or  $SO(N)$  or even any other associated non-trivial effect. Then the generalization of the isobaric function for a gas of colored bags becomes

$$f_{\text{exotic-bags}}(T, s) \sim \int_{v_0}^{\infty} dv v^{-\alpha_e} e^{-v(s-s_0)}, \quad (310)$$

with an internal structure  $\frac{1}{2} < \alpha_e \leq \frac{3}{2}$ . Then in this scenario, it is possible that the Hagedorn's gas  $f(T, s)_{\text{Fireballs}}/f(T, s)_{\text{exotic-bags}}$  undergoes a higher order phase transition to a gas of non-color-singlet bags. The resultant gas of non-color-singlet bags undergoes a higher order phase transition to an explosive quark-gluon plasma.

## XI. THE ROLE OF CHIRAL PHASE TRANSITION

In this section the role of the chiral phase transition is considered in detail. A comprehensive review of the chiral fields can be found in Ref. [46]. In the context of the Gell-Mann Lévy model, namely  $\sigma$ -model, the quark is assumed coupled to the chiral field of linear  $\sigma$ -model. The model can also be studied in the context of the Nambu Jona-Lasinio model in a similar way. The analysis of the chiral restoration in the context of the Nambu Jona-Lasinio model and color deconfinement will be considered elsewhere [47]. We can extend the Lagrangian density of the  $\sigma$ -model of Refs. [48, 49] to include the flavor chemical potentials as follows

$$\begin{aligned} \mathcal{L} = & \bar{q} \left[ i\gamma^\mu \partial_\mu - m_0 - g_{YM} \gamma^\mu A_{b\mu} \tau_b - g_\sigma (\sigma_a \lambda_a + i\gamma_5 \lambda_a \pi_a) + i\frac{1}{\beta} (\theta_B + \theta_S \dots) \gamma^0 \right] q \\ & + \frac{1}{2} [\partial_\mu \sigma_a \partial^\mu \sigma_a + \partial_\mu \pi_a \partial^\mu \pi_a] - \frac{1}{4} F_{b\mu\nu} F_b^{\mu\nu} - U(\sigma, \vec{\pi}), \end{aligned} \quad (311)$$

where the axial scalar and axial pseudo-scalar field potential is given by

$$\begin{aligned} U(\sigma, \vec{\pi}) = & \frac{\lambda_\sigma^2}{8} [\sigma_a^2 + \pi_a^2 - f^2]^2 \\ & + \frac{\eta_\sigma}{12} \left[ \text{tr}_F [(\sigma_a \lambda_a + i\pi_a \lambda_a)(\sigma_a \lambda_a - i\pi_a \lambda_a)]^2 - \frac{1}{3} [\text{tr}_F(\sigma_a \lambda_a + i\pi_a \lambda_a)(\sigma_a \lambda_a - i\pi_a \lambda_a)]^2 \right] \\ & - \frac{\kappa^2}{2} [\det(\sigma_a \lambda_a + i\pi_a \lambda_a) + \det(\sigma_a \lambda_a - i\pi_a \lambda_a)]. \end{aligned} \quad (312)$$

The non-Abelian color-gluon field reads

$$F_{b\mu\nu} = \partial_\mu A_{b\nu} - \partial_\nu A_{b\mu} - g_{YM} f_{bb'b''} A_{b'\mu} A_{b''\nu}. \quad (313)$$

The quark satisfies the color fundamental representation defined by the following group transformation  $U_{\text{fund}} = \exp(i\theta_a \tau_a)$  where  $\tau_a$  is a set of the fundamental symmetric group  $SU(N_c)$  generators. On the other hand, the gluon satisfies the adjoint group representation defined by the transformation  $U_{\text{adj}} = \exp(i\phi_a T_a)$  where  $T_a$  is the set of adjoint generators of the same group that generates the fundamental generators. Furthermore, the adjoint color parameters  $\phi_a$  are related to the fundamental ones by the relation  $\phi_a \propto (\theta_i - \theta_j)$  where the

index  $a$  runs over  $1, \dots, (N_c^2 - 1)$  while  $i, j$  indices run over  $1, \dots, N_c$ . The adjoint and fundamental indices are related by  $a \equiv (ij)$ . The set of generators that commute with the Hamiltonian is retained with the correspondence conservative parameters set  $\theta_i$ . The details will be given elsewhere [47]. The last term in the Lagrangian

$$V_{U1} = -\frac{\kappa^2}{2} [\det(\sigma_a \lambda_a + i\pi_a \lambda_a) + \det(\sigma_a \lambda_a - i\pi_a \lambda_a)], \quad (314)$$

is  $U_{\text{axial}}(1)$  symmetry breaking term. For two flavors  $N_f = 2$ , we have  $\eta_\sigma = 0$ . The model can be simplified furthermore by retaining only one scalar  $\sigma$  field and three pseudo-scalar  $\pi_i$  fields and the constant  $\kappa^2 = 0$  of the axial symmetry breaking term. The easiest way to analyze the chiral phase is to adopt the mean-field approximation by replacing the  $\sigma$  and  $\pi_i$  fields by their expectation values or condensations  $\sigma \approx \langle \sigma \rangle$  and  $\pi_i \approx \langle \pi_i \rangle$ , respectively. The trivial example is the set for the symmetric nuclear matter  $\langle \pi_i \rangle = 0$ . Finally, we neglect the interaction between the gluons and quarks by setting the non-Abelian coupling constant to  $g_{YM} = 0$ . The small coupling  $g_{YM}$  can be treated perturbatively [47].

The effective chiral Lagrangian reads,

$$\mathcal{L} = \mathcal{L}_{q\bar{q}} + \mathcal{L}_g + \mathcal{L}_\sigma. \quad (315)$$

The quark's term becomes

$$\begin{aligned} \mathcal{L}_{q\bar{q}} &\approx \bar{q} \left[ i\gamma^\mu \partial_\mu - m_q^*(\sigma) + i\frac{1}{\beta} \theta_B \gamma^0 \right] q, \\ &\doteq \bar{q} \left[ i\gamma^\mu \partial_\mu - m_q^*(\langle \sigma \rangle) + i\frac{1}{\beta} \frac{\mu_B}{T} \gamma^0 \right] q, \end{aligned} \quad (316)$$

where chiral constituent quark mass is given by  $m_q^*(\langle \sigma \rangle) = m_0 + g_\sigma \langle \sigma \rangle$ , while the conservative charge parameter such as the baryonic charge is defined by  $i\theta_B = \frac{\mu_B}{T}$ . Hereinafter, we shall neglect the chemical potential  $\mu_B$  as far as we are interested in the phase transition along temperature axis for the diluted and hot nuclear matter. The hot hadronic matter at zero baryonic density simplifies the calculations drastically. The gluon-Lagrangian part in the limit of zero coupling constant,  $g_{YM} = 0$ , is reduced to

$$\mathcal{L}_g \approx -\frac{1}{4} F_{\mu\nu}^a F^{a\mu\nu}, \quad (317)$$

where the color-gluon field becomes

$$F_{\mu\nu}^a = \partial_\mu A_\nu^a - \partial_\nu A_\mu^a. \quad (318)$$

There is an additional term in the Lagrangian due the chiral interaction. This chiral-Lagrangian term is responsible to the chiral restoration phase transition at high temperature. The chiral-Lagrangian reads

$$\begin{aligned}\mathcal{L}_\sigma &\approx \frac{1}{2}\partial_\mu\sigma\partial^\mu\sigma - U(\sigma), \\ &\doteq -U(\langle\sigma\rangle).\end{aligned}\tag{319}$$

Hereinafter, the mean field brackets are discarded and redefined as  $\langle\sigma\rangle = \sigma$ .

The partition function for a gas of quarks and gluons and chiral source is given by a tensor product of the quark, the gluon and the chiral field Fock spaces

$$Z_{q\bar{q}g\sigma}(\beta, V; \sigma) = Z_{q\bar{q}}(\beta, V; \sigma) \cdot Z_g(\beta, V) \cdot Z_\sigma(\beta, V; \sigma).\tag{320}$$

However, the chiral potential is to be subtracted from the quark and gluon bag energy when the micro-canonical ensemble is computed. The whole idea is that the hadronic bags are embedded in the chiral field background and the constituent quarks are coupled to the external chiral field.

The color-singlet state is projected as follows

$$\begin{aligned}Z_{\text{Singlet}\sigma}(\beta, V; \sigma) &= \int d\mu(g)Z_{q\bar{q}g\sigma}(\beta, V; \sigma), \\ &= \int d\mu(g)Z_{q\bar{q}}(\beta, V; \sigma) \cdot Z_g(\beta, V) \cdot Z_\sigma(\beta, V; \sigma), \\ &= \left[ \int d\mu(g)Z_{q\bar{q}}(\beta, V; \sigma) \cdot Z_g(\beta, V) \right] \cdot Z_\sigma(\beta, V; \sigma).\end{aligned}\tag{321}$$

The quark-antiquark partition function with an internal color degree of freedom is given by

$$\begin{aligned}Z_{q\bar{q}}(\beta, V; \sigma) &= \exp \left[ (2j+1) \frac{1}{N_c} \text{tr}_c \int \frac{V d^3\vec{p}}{(2\pi)^3} \right. \\ &\quad \left. \cdot \ln \left[ 1 + \left( \mathbf{R}_{\text{fun}}(g) + \mathbf{R}_{\text{fun}}^*(g) \right) e^{-\beta\sqrt{\vec{p}^2+m_q^*(\sigma)}} + e^{-2\beta\sqrt{\vec{p}^2+m_q^*(\sigma)}} \right] \right].\end{aligned}\tag{322}$$

The gluon partition function is not modified by the chiral field and it reads

$$Z_g(\beta, V) = \exp \left[ -\frac{(2j+1)}{N_c^2-1} \text{tr}_c \int \frac{V d^3\vec{p}}{(2\pi)^3} \ln \left[ 1 - \mathbf{R}_{\text{adj}}(g) e^{-\beta\sqrt{\vec{p}^2+m_g}} \right] \right],\tag{323}$$

where the gluon mass remains  $m_g = 0$  in the hadronic phase. Finally, the  $\sigma$ -energy partition function is calculated from the  $\sigma$ -potential as follows

$$Z_\sigma(\beta, V; \sigma) = e^{-\beta V U(\sigma)}.\tag{324}$$

The micro-canonical ensemble is calculated by finding the inverse Laplace transform of the mixed-canonical ensemble

$$Z(W, V; \sigma) = \frac{1}{2\pi i} \int_{\beta_c - i\infty}^{\beta_c + \infty} d\beta e^{\beta W} Z_{\text{Singlet}\sigma}(\beta, V; \sigma). \quad (325)$$

The  $\sigma$ -potential background is to be subtracted from the bag energy in order to scale the quark and gluon bag's energy correctly. The  $\sigma$ -field is the scalar chiral field interaction among the bags and it is coupled to the constituent quarks. The quark and gluon bag's energy  $\widetilde{W}$  is scaled and re-defined as follows

$$\widetilde{W} = W - VU_\sigma(\sigma). \quad (326)$$

Hence, the micro-canonical ensemble of the chiral quark and gluon bag is calculated as follows,

$$\begin{aligned} Z(\widetilde{W}, V; \sigma) &= \frac{1}{2\pi i} \int_{\beta_c - i\infty}^{\beta_c + \infty} d\beta e^{\beta \widetilde{W} + \beta V U_\sigma(\sigma)} Z_{\text{Singlet}\sigma}(\beta, V; \sigma), \\ &= \frac{1}{2\pi i} \int_{\beta_c - i\infty}^{\beta_c + \infty} d\beta e^{\beta \widetilde{W}} e^{\beta V U_\sigma(\sigma)} Z_{\text{Singlet}\sigma}(\beta, V; \sigma). \end{aligned} \quad (327)$$

The resultant micro-canonical ensemble given by Eq.(327) is equivalent to start from the beginning with a mixed-canonical ensemble as a tensor product of the Fock spaces of chiral quark and gluon projected in the color-singlet state as follows

$$Z(\widetilde{W}, V; \sigma) = \frac{1}{2\pi i} \int_{\beta_c - i\infty}^{\beta_c + \infty} d\beta e^{\beta \widetilde{W}} Z_{\text{Singlet}}(\beta, V; \sigma), \quad (328)$$

where  $\widetilde{W}$  is the quark and gluon bag energy while the chiral color-singlet mixed-canonical partition function is given by

$$\begin{aligned} Z_{\text{Singlet}}(\beta, V; \sigma) &= \int d\mu(g) Z_{q\bar{q}}(\beta, V; \sigma) \cdot Z_g(\beta), \\ &= \int d\mu(g) Z_{q\bar{q}g}(\beta, V; \sigma). \end{aligned} \quad (329)$$

It is demonstrated in sections VII and VIII that the non-chiral hadronic phase undergoes a third order phase transition from a hadronic gas dominated by the low-lying mass spectrum to another hadronic gas dominated by the continuous Hagedorn mass spectrum. It is interpreted that low-lying mass spectrum corresponds to the discrete hadronic mass spectrum found experimentally and consisting meson, baryons and any exotic hadronic mass spectrum could be found in the data book[45]. On the other hand, the Hagedorn states are

the highly excited metastable hadronic states those are produced just above the discrete low-lying mass spectrum. The density of states for the continuous Hagedorn mass spectrum is calculated from the micro-canonical ensemble. In the calculation of the color-singlet canonical ensemble, the multi-integrations over the colors are preformed. The standard procedure is to adopt the saddle points approximation. In the limit of chiral Hagedorn states, the quark and gluon canonical ensemble is approximated by expanding the exponential around the color saddle points up to the quadratic term similar to the same procedure preformed to the non-chiral Hagedorn states. The quadratic expansion of the chiral quark ensemble given by Eq.(322) with respect to the color saddle points reads,

$$\ln Z_{q\bar{q}}(\beta, V, \sigma) = \Phi_{q\bar{q}\sigma}^{(0)} - \frac{1}{2}\Phi_{q\bar{q}\sigma}^{(2)} \sum_{i=1}^{N_c} \theta_i^2. \quad (330)$$

The coefficients of the zeroth and the quadratic terms read, respectively,

$$\begin{aligned} \Phi_{q\bar{q}\sigma}^{(0)} &= 2N_c \int \frac{V d^3\vec{p}}{(2\pi)^3} 2 \ln \left[ 1 + e^{-\beta\sqrt{\vec{p}^2+m_q^{*2}(\sigma)}} \right], \\ &= \frac{V}{\beta^3} \frac{2N_c}{\pi^2} \int_0^\infty dx x^2 \ln \left( 1 + e^{-\sqrt{x^2+\beta^2 m_q^{*2}(\sigma)}} \right), \\ &= \frac{V}{\beta^3} \tilde{\Phi}_{q\bar{q}\sigma}^{(0)} \left( \beta m_q^*(\sigma) \right), \\ &= \frac{V}{\beta^3} \tilde{\Phi}_{q\bar{q}\sigma}^{(0)} \left( \bar{\beta} m_q^*(\sigma) \right), \end{aligned} \quad (331)$$

and

$$\begin{aligned} \Phi_{q\bar{q}\sigma}^{(2)} &= 2N_c \frac{1}{N_c} \int \frac{V d^3\vec{p}}{(2\pi)^3} \frac{2e^{-\beta\sqrt{\vec{p}^2+m_q^{*2}(\sigma)}}}{\left( 1 + e^{-\beta\sqrt{\vec{p}^2+m_q^{*2}(\sigma)}} \right)^2}, \\ &= \frac{V}{\beta^3} \frac{2}{\pi^2} \int_0^\infty dx x^2 \frac{e^{-\sqrt{x^2+\beta^2 m_q^{*2}(\sigma)}}}{\left( 1 + e^{-\sqrt{x^2+\beta^2 m_q^{*2}(\sigma)}} \right)^2}, \\ &= \frac{V}{\beta^3} \tilde{\Phi}_{q\bar{q}\sigma}^{(2)} \left( \beta m_q^*(\sigma) \right), \\ &= \frac{V}{\beta^3} \tilde{\Phi}_{q\bar{q}\sigma}^{(2)} \left( \bar{\beta} m_q^*(\sigma) \right), \end{aligned} \quad (332)$$

where  $m_\sigma^*(\sigma) = (m_0 + g_\sigma\sigma)$ . The first order term is not needed in the expansion due to the saddle point constraint of extremization.

The same thing can be performed for the gluon-part given by Eq.(323). The only difference is that, in the gluon ensemble, the expansion is carried over the adjoint color variables

rather the fundamental ones in the chiral quark-antiquark ensemble. The gluonic quadratic color expansion is identical to that found in the non-chiral Hagedorn as follows

$$\ln Z_g(\beta) = \Phi_g^{(0)} - \frac{1}{2} \Phi_g^{(2)} \sum_{n=1}^{N_c} \sum_{m=1}^{N_c} (\theta_n - \theta_m)^2, \quad (333)$$

where

$$\begin{aligned} \Phi_g^{(0)} &= \frac{V}{\beta^3} \tilde{\Phi}_g^{(0)}, \quad \text{where } \tilde{\Phi}_g^{(0)} = 2(N_c^2 - 1) \frac{\pi^2}{90}, \\ \Phi_g^{(2)} &= \frac{V}{\beta^3} \tilde{\Phi}_g^{(2)}, \quad \text{where } \tilde{\Phi}_g^{(2)} = \frac{1}{3}. \end{aligned} \quad (334)$$

The resultant mixed-canonical ensemble that generates the density of states for the color-singlet chiral Hagedorn Eq.(329) is approximated to

$$Z_{\text{Singlet}}(\beta, V; \sigma) \approx \int d\mu(g)_{\text{saddle}} Z_{q\bar{q}}(\beta, V; \sigma) Z_g(\beta, V), \quad (335)$$

where  $\int d\mu(g)_{\text{saddle}}$  is the invariance measure given by the Gaussian-like saddle point method and Eq.(22). After evaluating the multi-integrations over the color variables using the saddle points approximation, the chiral color-singlet mixed-canonical ensemble is reduced to

$$Z_{(II)q\bar{q}g}(\beta, V; \sigma) = \mathcal{N}_{q\bar{q}g} \left( \frac{\beta^3/V}{2N_c \tilde{\Phi}_g^{(2)} + \tilde{\Phi}_{q\bar{q}\sigma}^{(2)}(\bar{\beta}m_\sigma^*)} \right)^{\frac{N_c^2-1}{2}} e^{\frac{V}{\beta^3} [\tilde{\Phi}_{q\bar{q}\sigma}^{(0)}(\bar{\beta}m_\sigma^*) + \tilde{\Phi}_g^{(0)}]}. \quad (336)$$

where the pre-factor normalization coefficient  $\mathcal{N}_{q\bar{q}g}$  is identical to the non-chiral mixed-canonical ensemble given by Eq.(169).

The chiral color-singlet micro-canonical ensemble is found by calculating the inverse Laplace transform of the mixed-canonical ensemble as follows,

$$\begin{aligned} Z_{(II)q\bar{q}g}(W, V; \sigma) &= \frac{\mathcal{N}_{q\bar{q}g}}{2\pi i} \int_{\beta_c - i\infty}^{\beta_c + i\infty} d\beta e^{\beta W} \beta^{\frac{3}{2}(N_c^2-1)} \left( \frac{1/V}{2N_c \tilde{\Phi}_g^{(2)} + \tilde{\Phi}_{q\bar{q}\sigma}^{(2)}(\bar{\beta}m_\sigma^*)} \right)^{\frac{N_c^2-1}{2}} \\ &\quad \times \exp \left[ \frac{V}{\beta^3} \left( \tilde{\Phi}_{q\bar{q}\sigma}^{(0)}(\bar{\beta}m_\sigma^*) + \tilde{\Phi}_g^{(0)} \right) \right]. \end{aligned} \quad (337)$$

The inverse Laplace transform is evaluated using the steepest descent method. The Laplace stationary-saddle point is determined by extremizing the exponential under the integral in Eq.(337) with respect to the Laplace transform variable  $\beta$ . Unfortunately, the solution of the Laplace-saddle point is found a transcendental one and can not be written in a closed form.

However, we are concerned by the solution near the chiral restoration phase transition where the constituent quark masses approach their current ones. In the limit of small constituent quark masses such as light flavors, the Laplace saddle point is found by iteration. In this kind of transcendental problem, the solution converges rapidly. The saddle point solution is found as follows,

$$\begin{aligned}
\beta_0^{(1)} &= \left[ \frac{3V}{W} \left( \tilde{\Phi}_{q\bar{q}\sigma}^{(0)}(\bar{\beta}m_\sigma^* \approx 0) + \tilde{\Phi}_g^{(0)} \right) \right]^{\frac{1}{4}}, \\
\beta_0^{(2)} &= \left[ \frac{3V}{W} \left( \tilde{\Phi}_{q\bar{q}\sigma}^{(0)}(\beta_0^{(1)}m_\sigma^*) + \tilde{\Phi}_g^{(0)} \right) \right]^{\frac{1}{4}}, \\
&\vdots \\
\beta_0 &\approx \beta_0^{(I_n)}, \quad \text{and} \quad \bar{\beta} \approx \beta^{(I_n-1)},
\end{aligned} \tag{338}$$

where  $I_n$  is the number of iteration. In the present kind of transcendental equation, we assume that the value  $\beta_0 = \beta_0^{(2)}$  (i.e.  $I_n = 2$  and  $\bar{\beta} = \beta_0^{(1)}$ ) is a sufficient approximation in the limit below but close to the chiral restoration phase transition with small constituent quark masses like up and down flavors. This approximation is also justified for the strangeness. The micro-canonical ensemble takes the following form,

$$Z_{(II)q\bar{q}g}(W, V; \sigma) = \frac{1}{2\sqrt{2\pi}} \mathcal{N}_{q\bar{q}g} N_{\tilde{\Phi}} V^{-\frac{(N_c^2-2)}{8}} W^{-\frac{(3N_c^2+2)}{8}} \exp \left[ \frac{4}{3} \left( \tilde{\Phi}_{q\bar{q}g\sigma}^{(0)}(\bar{\beta}m_\sigma^*) \right)^{\frac{1}{4}} W^{3/4} V^{1/4} \right], \tag{339}$$

for the chiral color-singlet bag of quarks and gluons. The pre-exponential coefficient  $N_{\tilde{\Phi}}$  is dimensionless and reads

$$N_{\tilde{\Phi}} = \frac{\left( \tilde{\Phi}_{q\bar{q}g\sigma}^{(0)}(\bar{\beta}m_\sigma^*) \right)^{\frac{3N_c^2-2}{8}}}{\left( 2N_c \tilde{\Phi}_g^{(2)} + \tilde{\Phi}_{q\bar{q}\sigma}^{(2)}(\bar{\beta}m_\sigma^*) \right)^{\frac{N_c^2-1}{2}}}. \tag{340}$$

The neutralness of the pre-factor coefficient  $N_{\tilde{\Phi}}$  does not generate a power function with respect to the bag's energy or volume. In this sense, its variation with respect to the chiral constituent quark mass does not play a significant role in the chiral restoration phase transition and subsequently this variation is neglected. Therefore, it is reasonable to ignore the chiral effect in  $N_{\tilde{\Phi}}$  and to approximate it to the following:

$$N_{\tilde{\Phi}} \approx \frac{\left( \tilde{\Phi}_{q\bar{q}g\sigma}^{(0)}(0) \right)^{\frac{3N_c^2-2}{8}}}{\left( 2N_c \tilde{\Phi}_g^{(2)} + \tilde{\Phi}_{q\bar{q}\sigma}^{(2)}(0) \right)^{\frac{N_c^2-1}{2}}},$$

$$\approx \frac{(2 \cdot 2N_c \cdot 7\pi^2/720 + 2 \cdot (N_c^2 - 1)\pi^2/90)^{(3N_c^2-2)/8}}{(2N_c/6 + 1/3)^{(N_c^2-1)/2}}. \quad (341)$$

In the contrary, the exponential plays a significant role in the chiral phase transition. It is decisive to determine the scalar chiral  $\sigma$ -mean field and the order of the chiral phase transition. It must be written explicitly as a function of the chiral constituent quark mass as follows

$$\tilde{\Phi}_{q\bar{q}g\sigma}^{(0)}(\bar{\beta}m_\sigma^*) = \tilde{\Phi}_{q\bar{q}\sigma}^{(0)}(\bar{\beta}m_\sigma^*) + \tilde{\Phi}_g^{(0)}. \quad (342)$$

The explicit expression with respect to the chiral constituent quark mass reads

$$\begin{aligned} \tilde{\Phi}_{q\bar{q}\sigma}^{(0)}(\bar{\beta}m_\sigma^*) &= \frac{2N_c}{\pi^2} \int_0^\infty dx x^2 \ln \left[ 1 + e^{-\sqrt{x^2 + (\bar{\beta}m_\sigma^*)^2}} \right], \\ &= \frac{2N_c}{3\pi^2} \int_0^\infty dx \frac{x^4}{\sqrt{x^2 + (\bar{\beta}m_\sigma^*)^2}} \frac{1}{\left[ 1 + e^{-\sqrt{x^2 + (\bar{\beta}m_\sigma^*)^2}} \right]}. \end{aligned} \quad (343)$$

The variation of the exponential with respect to the scalar chiral  $\sigma$ -mean field is essential for calculating the scalar chiral  $\sigma$ -field. This can be done by extremizing the isobaric pressure. The explicit variation of  $\tilde{\Phi}_{q\bar{q}\sigma}^{(0)}(\bar{\beta}m_\sigma^*)$  with respect to the scalar chiral  $\sigma$ -field takes the following form,

$$\frac{\delta}{\delta\sigma} \left( \tilde{\Phi}_{q\bar{q}\sigma}^{(0)}(\bar{\beta}m_\sigma^*) \right) = - \left( \frac{2N_c}{\pi^2} \int_0^\infty dx x^2 \frac{1}{\left[ e^{\sqrt{x^2 + (\bar{\beta}m_\sigma^*)^2}} + 1 \right]} \frac{\bar{\beta}^2 m_\sigma^*}{\sqrt{x^2 + (\bar{\beta}m_\sigma^*)^2}} \right) \frac{\delta m_\sigma^*}{\delta\sigma}. \quad (344)$$

The variable transformations  $x = W/V$  and  $v = V$  transform the independent variable set as follows  $\{W, V\} \rightarrow \{x, v\}$ . However, this transformation set simplifies the analysis of phase transition in terms of the bag's energy density and volume rather than the bag's energy and volume. Nonetheless, according to the standard MIT bag model, the bag's mass is given by subtracting the bag's energy constant as follows  $W = m - Bv$ , where  $BV$  is interpreted as the bag's vacuum energy. The micro-canonical ensemble as a function of two independent variables  $\{x, v\}$  is displayed as follows

$$Z_{(II)q\bar{q}g}(x, v; \sigma) \equiv \frac{1}{2\sqrt{2\pi}} \mathcal{N}_{q\bar{q}g} N_{\tilde{\Phi}} v^{-\frac{N_c^2}{2}} x^{-\frac{3N_c^2+2}{8}} \exp \left[ \frac{4}{3} \left( \tilde{\Phi}_{q\bar{q}g\sigma}^{(0)}(\bar{\beta}m_\sigma^*) \right)^{\frac{1}{4}} x^{3/4} v \right]. \quad (345)$$

The Hagedorn's density of states in the context of MIT bag model with a sharp surface boundary becomes,

$$\begin{aligned} \rho_{\text{Bags}} &= \delta(m - 4Bv) Z_{(II)q\bar{q}g}(x, v; \sigma), \\ &= \frac{1}{v} \delta(x - 3B) Z_{(II)q\bar{q}g}(x, v; \sigma). \end{aligned} \quad (346)$$

The vantage of point adopting the standard bag model with a sharp surface boundary condition is simplifying the model drastically. However, in the realistic physical situations, it is expected that the bag surface boundary has an extended surface in the extreme hot bath rather than a sharp one. Furthermore, it would be reasonable to think that the bag's surface boundary is distorted and becomes a fuzzy one. It is argued that bag's surface boundary is important in the determination of the order of phase transition and the existence of the tri-critical point in the phase transition diagram [28, 50]. Nonetheless, the surface distortion may cause a mechanical instability. Such a mechanical instability is ignored here. The Hagedorn's isobaric pressure is calculated by integrating the degenerate single-particle ensemble function over the mass and volume distribution function. It is reasonable to assume that the gas of Hagedorn states is satisfying the Maxwell-Boltzmann statistics in order to simplify the model analysis. The Hagedorn isobaric function is integrated over the continuous mass and volume variables as follows

$$f_{\text{Fireballs}}(T, s) = \int_{v_0}^{\infty} \int_{m_0}^{\infty} dv dm e^{-vs} \rho_{\text{Bags}}(m, v) \varphi_{\text{MB}}(T; m). \quad (347)$$

As far the initial Hagedorn mass is relatively heavy, it is adequate to adopt the following approximation,

$$\begin{aligned} f_{\text{Fireballs}}(T, s) &= \int_{v_0}^{\infty} \int_{m_0}^{\infty} dv dm e^{-vs} \rho_{\text{Bags}}(m, v) \left(\frac{mT}{2\pi}\right)^{3/2} e^{-m/T}, \\ &= \int_{v_0}^{\infty} \int_{x_0}^{\infty} dv dx e^{-vs} \delta(x - 3B) Z_{(II)q\bar{q}g}(x, v; \sigma) \left(\frac{(x+B)vT}{2\pi}\right)^{3/2} e^{-(x+B)v/T}. \end{aligned} \quad (348)$$

The integration over the  $\delta$ -function eliminates the energy density integration and reduces the isobaric function to an integration only over the Hagedorn's excluded volume as follows

$$f_{\text{Fireballs}}(T, s) = \int_{v_0}^{\infty} dv e^{-vs} Z_{(II)q\bar{q}g}(x, v; \sigma)|_{x=3B} \left(\frac{4BT}{2\pi}\right)^{3/2} v^{3/2} e^{-(4B/T)v}. \quad (349)$$

In order to simplify the analysis, the chiral isobaric function for the Hagedorn gas is written in short as follows

$$f_{\text{Fireballs}}(T, s) = C'(T) \int_{v_0}^{\infty} dv v^{-\frac{(N_c^2-3)}{2}} e^{-v(s-s_0)}, \quad (350)$$

where the integral's pre-factor function reads

$$C'(T) = \frac{1}{2\sqrt{2\pi}} \mathcal{N}_{q\bar{q}g} \mathcal{N}_{\tilde{\Phi}} (3B)^{-\frac{3N_c^2+2}{8}} \left(\frac{4BT}{2\pi}\right)^{3/2}. \quad (351)$$

It is worth to note that Eq.(350) differs from Eq.(295) where the former equation includes the scalar chiral  $\sigma$ -field unlike the later one. Furthermore, the Hagedorn bag's internal isobaric pressure is given by

$$\begin{aligned} p_{\text{Internal}}/T &= s_0, \\ &= \frac{4}{3} \left( \tilde{\Phi}_{q\bar{q}g\sigma}^{(0)}(\bar{\beta}m_\sigma^*) \right)^{\frac{1}{4}} (3B)^{3/4} - 4B/T. \end{aligned} \quad (352)$$

On the other hand, the chiral low-lying mass spectrum is realized as the discrete hadronic mass spectrum found experimentally and displayed in the data book [45]. The scalar chiral  $\sigma$ -mean field potential interacts and couples to the hadrons and generates the hadron masses. At highly extreme conditions, the chiral symmetry will be restored and the hadrons with light flavors will dissolve to massless states while the scalar chiral  $\sigma$ -potential vanishes. Under the above assumption the density of states for the low-lying mass spectrum is generalized to take into consideration the chiral discrete mass spectrum as follows,

$$\begin{aligned} \rho_{\text{Low-Lying}}(m, v, T, \Lambda) &= \sum_{\text{Baryons}}^{\text{B}} (2J_{\text{B}} + 1) D_{\text{FD}}(\Lambda_{\text{B}}) \delta(m - m_{\text{B}}^*(\sigma)) \delta(v - v_H) \\ &+ \sum_{\text{Mesons}}^{\text{M}} (2J_{\text{M}} + 1) D_{\text{BE}}(\Lambda_{\text{M}}) \delta(m - m_{\text{M}}^*(\sigma)) \delta(v - v_H). \end{aligned} \quad (353)$$

The sums run over the baryon and the meson mass spectra those are satisfying Fermi-Dirac and Bose-Einstein statistics, respectively. The coupling of the scalar chiral  $\sigma$ -field to the constituent quark generates the hadron's mass as follows

$$\begin{aligned} M_{\text{Hadron}}^* &= g_{H\sigma}\sigma + n_q m_{q0}, \\ &\approx n_q \cdot g_{q\sigma}^{\text{input}} \cdot \sigma, \end{aligned} \quad (354)$$

where  $n_q = 2, 3$  for meson and baryon, respectively, and  $m_{q0}$  is the quark current mass and it is usually massless for light flavors  $m_{q0} \approx 0$ . In general, the coupling constants  $g_{H\sigma}$  or  $g_{q\sigma}^{\text{input}}$  are determined by the phenomenology in order to fit the experimental hadronic mass spectrum. However, the above procedure is boring and produces a tremendous number of fitting parameters. In order to reduce the number of phenomenological parameters  $g_{H\sigma}$  and to include the effect of the discrete hadronic mass spectrum, we assume the effective discrete

hadronic mass spectra for baryons and mesons are, respectively, generated by

$$\begin{aligned} m_{\mathbf{B}}^*(\sigma) &= \left( M_{\mathbf{B}} - M_{\text{Nucleon}} \right) + 3g_{q\sigma}\sigma, \\ m_{\mathbf{M}}^*(\sigma) &= \left( M_{\mathbf{M}} - \frac{2}{3}M_{\text{Nucleon}} \right) + 2g_{q\sigma}\sigma. \end{aligned} \quad (355)$$

In the computational calculations, a special consideration is given for light mesons such as pions as far they are replaced by the scalar  $\sigma$ -mean field. Furthermore, the  $\omega$  meson is replaced by the vector mean field while the other non-strange hadrons are left as hadron particles. The generalization of the isobaric function of the discrete low-lying hadronic mass spectrum, namely the chiral low-lying isobaric function, is given by

$$\begin{aligned} f_{\text{Low-Lying}}(T, s) &= \sum_{\mathbf{B}}^{\text{Baryons}} \left[ \varphi_{\text{FD}} \left( T, s; m_{\mathbf{B}}^*(\sigma), \Lambda_{\mathbf{B}}^* \right) + \varphi_{\text{FD}} \left( T, s; m_{\mathbf{B}}^*(\sigma), \bar{\Lambda}_{\mathbf{B}}^* \right) \right] \\ &+ \sum_{\mathbf{M}}^{\text{Mesons}} \left[ \varphi_{\text{BE}} \left( T, s; m_{\mathbf{M}}^*(\sigma), \Lambda_{\mathbf{M}}^* \right) + \varphi_{\text{BE}} \left( T, s; m_{\mathbf{M}}^*(\sigma), \bar{\Lambda}_{\mathbf{M}}^* \right) \right]. \end{aligned} \quad (356)$$

The ensemble functions for single-particle species obeying the Fermi-Dirac and Bose-Einstein statistics read, respectively,

$$\varphi_{\text{FD}} \left( T, s; m_{\mathbf{B}}^*(\sigma), \Lambda_{\mathbf{B}}^* \right) = (2J_{\mathbf{B}} + 1) \int \frac{d^3k}{(2\pi)^3} \ln \left[ 1 + \Lambda_{\mathbf{B}} e^{-vs} e^{-\frac{1}{T} \sqrt{k^2 + m_{\mathbf{B}}^{*2}(\sigma)}} \right], \quad (357)$$

and

$$\varphi_{\text{BE}} \left( T, s; m_{\mathbf{M}}^*(\sigma), \Lambda_{\mathbf{M}}^* \right) = - (2J_{\mathbf{M}} + 1) \int \frac{d^3k}{(2\pi)^3} \ln \left[ 1 - \Lambda_{\mathbf{M}} e^{-vs} e^{-\frac{1}{T} \sqrt{k^2 + m_{\mathbf{M}}^{*2}(\sigma)}} \right]. \quad (358)$$

The pressure  $p = Ts^*$  is determined by finding the isobaric extreme right-hand singularity as follows,

$$\begin{aligned} s^* &= f_{\text{Fireballs}}(T, s^*) + f_{\text{Low-Lying}}(T, s^*) + f_{\sigma}(T, s^*), \\ &= f_{\text{Fireballs}}(T, s^*) + f_{\text{Low-Lying}}(T, s^*) - U(\sigma), \end{aligned} \quad (359)$$

where the isobaric term of the scalar chiral  $\sigma$ -field is given by  $f_{\sigma}(T, s^*) = -U(\sigma)$ .

The value of the scalar chiral  $\sigma$ -mean field is determined by extremizing the chiral isobaric pressure as follows

$$\frac{\partial}{\partial \sigma} s^* = 0. \quad (360)$$

The chiral variation of the Hagedorn's isobaric function reads

$$\frac{\partial}{\partial\sigma} f_{\text{Fireballs}}(T, s^*) = C'(T) \int_{v_0}^{\infty} dv v^{-\alpha+1} e^{-v(s-s_0)} \frac{\partial s_0}{\partial\sigma} + (\dots) \frac{\partial s^*}{\partial\sigma}. \quad (361)$$

The chiral variation of the bag's internal pressure reads,

$$\frac{\partial p_{\text{Internal}}}{\partial\sigma} = T \frac{\partial s_0}{\partial\sigma}, \quad (362)$$

where

$$\frac{\partial s_0}{\partial\sigma} = \frac{1}{3} \left( 3B / \tilde{\Phi}_{q\bar{q}g\sigma}^{(0)}(\bar{\beta}m_\sigma^*) \right)^{3/4} \times \frac{\delta \tilde{\Phi}_{q\bar{q}g\sigma}^{(0)}(\bar{\beta}m_\sigma^*)}{\delta\sigma}. \quad (363)$$

The asymptotic approximation of the chiral variation of the Hagedorn's isobaric function reads

$$\frac{\partial}{\partial\sigma} f_{\text{Fireballs}}(T, s^*) \propto -m_q^* \int_{v_0}^{\infty} dv v^{-\alpha+1} e^{-v(s-s_0)} + (\dots) \frac{\partial s^*}{\partial\sigma}. \quad (364)$$

The variation of the chiral isobaric function of the discrete low-lying mass spectrum with respect to the scalar chiral  $\sigma$ -field reads

$$\begin{aligned} \frac{\partial}{\partial\sigma} f_{\text{Low-Lying}}(T, s^*) &= \sum_{\text{B}}^{\text{Baryons}} \left[ \varphi_{\text{FD}}^{(\sigma)}(T, s^*; m_{\text{B}}^*(\sigma), \Lambda_{\text{B}}^*) + \varphi_{\text{FD}}^{(\sigma)}(T, s^*; m_{\text{B}}^*(\sigma), \bar{\Lambda}_{\text{B}}^*) \right] \\ &+ \sum_{\text{M}}^{\text{Mesons}} \left[ \varphi_{\text{BE}}^{(\sigma)}(T, s^*; m_{\text{M}}^*(\sigma), \Lambda_{\text{M}}^*) + \varphi_{\text{BE}}^{(\sigma)}(T, s; m_{\text{M}}^*(\sigma), \bar{\Lambda}_{\text{M}}^*) \right] \\ &+ (\dots) \frac{\partial s^*}{\partial\sigma}. \end{aligned} \quad (365)$$

The explicit expressions used in the above equations are displayed as follows

$$\begin{aligned} \frac{\partial}{\partial\sigma} \varphi_{\text{FD}}(T, s^*; m_{\text{B}}^*(\sigma), \Lambda_{\text{B}}^*) &= \varphi_{\text{FD}}^{(\sigma)}(T, s^*; m_{\text{B}}^*(\sigma), \Lambda_{\text{B}}^*) + (\dots) \frac{\partial s^*}{\partial\sigma}, \\ \varphi_{\text{FD}}^{(\sigma)}(T, s^*; m_{\text{B}}^*(\sigma), \Lambda_{\text{B}}^*) &= - (2J_{\text{B}} + 1) g_{q\sigma} \int \frac{dk k^2}{2\pi^2} \frac{\frac{m_q^*(\sigma)}{T} / \sqrt{k^2 + m_{\text{B}}^{*2}(\sigma)}}{\left[ \Lambda_{\text{B}}^{-1} e^{vs^*} e^{\frac{1}{T} \sqrt{k^2 + m_{\text{B}}^{*2}(\sigma)}} + 1 \right]} \end{aligned} \quad (366)$$

and

$$\begin{aligned} \frac{\partial}{\partial\sigma} \varphi_{\text{BE}}(T, s^*; m_{\text{M}}^*(\sigma), \Lambda_{\text{M}}^*) &= \varphi_{\text{BE}}^{(\sigma)}(T, s^*; m_{\text{M}}^*(\sigma), \Lambda_{\text{M}}^*) + (\dots) \frac{\partial s^*}{\partial\sigma}, \\ \varphi_{\text{BE}}^{(\sigma)}(T, s^*; m_{\text{M}}^*(\sigma), \Lambda_{\text{M}}^*) &= - (2J_{\text{M}} + 1) g_{q\sigma} \int \frac{dk k^2}{2\pi^2} \frac{\frac{m_q^*(\sigma)}{T} / \sqrt{k^2 + m_{\text{M}}^{*2}(\sigma)}}{\left[ \Lambda_{\text{M}}^{-1} e^{vs^*} e^{\frac{1}{T} \sqrt{k^2 + m_{\text{M}}^{*2}(\sigma)}} - 1 \right]} \end{aligned} \quad (367)$$

where the result  $\partial m_q^*(\sigma)/\partial\sigma = g_{q\sigma}$  is adopted. Finally, the variation of the scalar chiral  $\sigma$ -potential is written for the simplicity as follows

$$-\frac{\partial U(\sigma)}{\partial\sigma} \equiv M_\sigma^2(\sigma)\sigma + (\dots), \quad (368)$$

where  $M_\sigma(\sigma)$  is interpreted as the effective mass of the scalar chiral  $\sigma$ -field particle. The dots term is the remaining terms those do not affect our final interpretation and conclusion in the chiral restoration phase transition.

The scalar chiral  $\sigma$ -mean field condensate is determined by extremizing the total isobaric pressure (i.e. grand potential) in the following way:

$$\begin{aligned} T \frac{\partial s^*}{\partial\sigma} &= 0, \\ -\frac{\partial U(\sigma)}{\partial\sigma} &= -\frac{\partial}{\partial\sigma} [f_{\text{Fireballs}}(T, s^*) + f_{\text{Low-Lying}}(T, s^*)]. \end{aligned} \quad (369)$$

The Eq.(369) is approximated and simplified to

$$M_\sigma^2(\sigma)\sigma = -\frac{\partial}{\partial\sigma} [f_{\text{Fireballs}}(T, s^*) + f_{\text{Low-Lying}}(T, s^*)]. \quad (370)$$

It has been pointed out that the hadronic phase exhibits the Gross-Witten point in a way that the gas of the discrete low-lying mass spectrum undergoes a third order phase transition from the discrete low-lying hadronic mass spectrum phase to a hadronic phase dominated by the continuous Hagedorn mass spectrum. This leaves three possibilities in order to study the chiral phase transition. In the case (I), we have a mixed low-lying and Hagedorn phases near the Gross-Witten point. In this case, the Gross-Witten and chiral restoration phase transitions overlap around the Gross-Witten point, although the chiral restoration phase transition is a cross-over one unlike the third order Gross-Witten phase transition. Moreover, the both transitions take place below and far away from the deconfinement phase transition to an explosive quark-gluon plasma. In the second case (II), the chiral restoration phase transition takes place in the hadronic phase dominated by the discrete low-lying hadronic mass spectrum particles. In this scenario (i.e. case (II)) the chiral restoration phase transition is a smooth cross-over and is located below the Gross-Witten point and far away from the phase transition to an explosive quark-gluon plasma. In this case (II), the scalar chiral  $\sigma$ -mean field is determined by solving the following equation of extremization,

$$\begin{aligned} M_\sigma^2(\sigma)\sigma &\approx -\frac{\partial U(\sigma)}{\partial\sigma}, \\ &= -\frac{\partial}{\partial\sigma} [f_{\text{Low-Lying}}(T, s^*)]. \end{aligned} \quad (371)$$

This equation produces a smooth cross-over chiral restoration phase transition where the scalar chiral  $\sigma$ -mean field decreases smoothly. This class of equation has been studied extensively in context of the Walecka model where the Van der Waals effect is neglected. When the bag's excluded volume is ignored, we get the standard  $\sigma$ -model as follows

$$\begin{aligned}
M_\sigma^2(\sigma)\sigma &\approx -\frac{\partial}{\partial\sigma} [f_{\text{Low-Lying}}(T, s^*)], \\
&= 2(J_B + 1) g_{q\sigma} \sum_B \int \frac{dk k^2 \frac{m_q^*(\sigma)}{T} / \sqrt{k^2 + m_B^{*2}(\sigma)}}{2\pi^2 \left[ e^{\frac{1}{T} \sqrt{k^2 + m_B^{*2}(\sigma)}} + 1 \right]} \\
&+ 2(J_M + 1) g_{q\sigma} \sum_M \int \frac{dk k^2 \frac{m_q^*(\sigma)}{T} / \sqrt{k^2 + m_M^{*2}(\sigma)}}{2\pi^2 \left[ e^{\frac{1}{T} \sqrt{k^2 + m_M^{*2}(\sigma)}} - 1 \right]}, \tag{372}
\end{aligned}$$

where the fugacity are set to  $\Lambda_B = 1$ ,  $\Lambda_M = 1$  as far the present analysis focuses in the region near zero baryonic chemical potential along the temperature axis. In this case, the chiral restoration phase transition takes place before the Gross-Witten point in contrary to the case (I) where in the case (I) the chiral restoration phase transition overlaps the the Gross-Witten point and is located far away from the deconfinement phase transition to an explosive quark-gluon plasma. Hence, the case (II) sounds to fail to produce the continuous Hagedorn threshold since it generates massless hadron masses before the continuous Hagedorn mass spectrum is reached. Since in this scenario, the Hagedorn mass threshold is much higher than the maximum discrete mass spectrum, the continuous Hagedorn states production is denied. The self-consistent phase transition from the hadronic phase to an quark-gluon plasma is not possible in the context of case (II) because the gas of bags will never be produced unlike the cases (I) and (III). Hence, the Gibbs construction becomes essential in case (II) if we want to study the phase transition to quark-gluon plasma. It is hard to image an explosive quark-gluon plasma phase transition in this case. However, the case (I) sounds to be more physical than the case (II) since in the former case the chiral restoration phase transition overlaps the third order Gross-Witten point. This overlapping mechanism virtually make the Hagedorn phase difficult to be detected directly experimentally [51]. Furthermore, in this case the chiral restoration phase transition is supposed to take place prior to the color-deconfinement phase transition to an explosive quark-gluon plasma. Technically speaking, it will be hard to distinguish the color-deconfinement from the chiral restoration phase

transition. Nonetheless, the indirect detection and analysis can distinguish the explosive quark-gluon plasma from the static hadronic phase [52, 53]. Finally, the third case (III) is the most important case. Indeed, in this case the chiral phase transition takes place in a hadronic phase dominated by the Hagedorn's gas. The chiral restoration phase transition takes place above the Gross-Witten point and utmost simultaneous the point of the deconfinement phase transition to an explosive quark-gluon plasma. The scalar chiral  $\sigma$ -mean field is determined by extremizing the isobaric pressure as follows

$$\begin{aligned}
-\frac{\partial U(\sigma)}{\sigma} &\approx M_\sigma^2(\sigma)\sigma, \\
&\doteq -\frac{\partial}{\partial \sigma} [f_{\text{Fireballs}}(T, s^*)].
\end{aligned}
\tag{373}$$

Hence, the hadronic matter dominated by the fireballs (i.e. the Hagedorn states) leads to the following equation

$$M_\sigma^2(\sigma)\sigma \doteq (\dots) m_q^* \cdot \int_{v_0}^{\infty} dv v^{-\alpha+1} e^{-v(s-s_0)}.
\tag{374}$$

Eq.(374) has very important characteristics which has been discussed in details in section X and Ref. [28]. At the point just below the phase transition from the Hagedorn phase to an explosive quark-gluon plasma, it is shown that Eq.(374) has the following characteristic properties,

$$\begin{aligned}
M_\sigma^2(\sigma)\sigma &\propto m_q^* \cdot \lim_{s \rightarrow s_0} (s - s_0)^{\alpha-2} \Gamma(-\alpha + 2, v_0(s - s_0)), \\
&\sim \text{finite} \quad \text{for } \alpha > 2, \\
&\sim \infty \quad \text{for } \alpha \leq 2 \rightarrow \sigma = 0,
\end{aligned}
\tag{375}$$

where  $\Gamma(-n, x)$  is the exponential integral function of order  $n$  where  $n > 0$ . The integral on the right hand side of Eq.(374) diverges whenever the bag's internal isobaric pressure  $s_0$  exceeds the external one  $s$ . The phase transition from the hadronic phase to an explosive quark-gluon plasma takes place in the limit  $(s - s_0) \rightarrow 0$  when the bag's internal isobaric pressure  $s_0$  reaches the external isobaric hadronic pressure  $s$  from below. The solution  $\sigma = 0$  is the only non-trivial solution for the scalar chiral  $\sigma$ -mean field condensate when the explosive quark-gluon plasma takes place subsequent the point  $(s - s_0) = 0^-$ . The abrupt vanishing of the scalar chiral  $\sigma$ -mean field indicates evidently that the chiral symmetry restoration phase transition takes place below or utmost at the same point of the phase

transition to an explosive quark-gluon plasma. Actually, the point  $s = s_0$  decides the order of chiral phase transition where the chiral phase transition takes place simultaneously with the deconfinement phase transition to an explosive quark-gluon plasma. However, if the cross-over chiral restoration phase transition takes place prior to the deconfinement phase transition then it takes place far away from the explosive quark-gluon plasma phase transition.

The same analysis done in section X to determining the order of phase transition can be carried out for the chiral symmetry restoration phase transition. As the isobaric ensemble reaches the limit  $(s - s_0) = 0^+$  just below the point of the phase transition, the scalar chiral  $\sigma$ -mean field solution is finite for the gas of bags with an internal structure of  $\alpha > 2$  while it must vanish for  $\alpha \leq 2$  in order to get the physical solution. This means that for the gas of bags with internal structures of  $\alpha \leq 2$  the chiral restoration phase transition takes place below the point of the deconfinement phase transition to an explosive quark-gluon plasma. In this case, the order of the phase transition will be a rapid cross-over transition. Furthermore, the chiral restoration phase transition must be completed far away the point of the phase transition to an explosive quark-gluon plasma is reached. If the smooth cross-over phase transition is not completed prior the deconfinement point, then the chiral restoration is prohibited for  $\alpha \leq 2$ . On the other hand, the case is completely different for the gas of bags with the internal structure of  $\alpha > 2$ . In this case, the gas of bags undergoes the chiral restoration phase transition simultaneously at the same point of the explosive quark-gluon plasma phase transition. The order of the chiral restoration phase transition is found of a second order for  $\alpha = 3$  while of a higher order for  $3 \geq \alpha > 2$ . Finally, the chiral phase transition is of the first order for the gas of bags with an internal structure of  $\alpha > 3$ .

In the context of a model consisting hadronic matter dominated by the fireballs with an internal structure of  $\alpha = 3$  (i.e. the color-singlet bag), the scenario of the phase transition is summarized as follows: The gas of the discrete low-lying hadronic mass spectrum particles undergoes a third order phase transition to the Hagedorn phase at the Gross-Witten point. The chiral restoration phase transition likely takes place in the hadronic matter that is dominated by the continuous Hagedorn states. The chiral restoration phase transition is located above the critical Gross-Witten point and it takes place simultaneously with the point of the phase transition to an explosive quark-gluon plasma. The chiral restoration phase transition is of the second order and it takes place just below or utmost simultaneously the point of

the phase transition to an explosive quark-gluon plasma. Finally, the Hagedorn phase undergoes a first order phase transition to an explosive quark-gluon plasma. Nonetheless, this scenario does not exclude the possibility for the sharp cross-over chiral restoration phase transition to take place subsequent Gross-Witten point but far away from the point of the phase transition to an explosive quark-gluon plasma. However, in the case that the smooth cross-over chiral restoration phase transition is not completed yet in the Hagedorn phase, then the second order chiral restoration phase transition must take place simultaneously with the point of phase transition to an explosive quark-gluon plasma. Indeed, in this scenario it seems likely that the chiral restoration phase transition takes place in the continuous Hagedorn spectrum phase rather than in the discrete low-lying mass spectrum phase. The continuity of the Hagedorn mass spectrum makes the Hagedorn phase domain narrow in the hot bath. The narrowness of the Hagedorn phase range besides being the restoration phase transition lain above Gross-Witten point and taken place utmost simultaneously with the deconfinement phase transition makes the continuous Hagedorn states difficult to be distinguished from the quark-gluon plasma. It makes also more hard to distinguish the chiral restoration phase transition from the deconfinement phase transition. For example it has been argued that the heavy Hagedorn states have large widths [51]. Nevertheless, this scenario, however, is inconclusive although it explains the existence of the Gross-Witten point, the chiral restoration, and deconfinement and even the existence of the tri-critical point for some class of bag's internal structures. The existence of the tri-critical point is essential in the multi-processes scenario.

The other alternative scenarios for a hadronic gas dominated by the fireballs can also be imagined. The fireball's internal structure  $\alpha$  varies under extreme conditions due to the color-flavor correlations and the modification of the bag's volume fluctuations. In the case that the bag's internal structure is of order  $\alpha > 3$ , then both the chiral restoration and the color deconfinement are of first order phase transitions if they are taken place simultaneously. In contrary, the chiral restoration phase transition is found of a higher order for the gas of bags with the internal structure of  $3 \geq \alpha > 2$ . The phase transition to an explosive quark-gluon plasma is of the first order for  $\alpha > 2$  while of a higher order for  $2 \geq \alpha > 1$ .

In the class of scenarios where the chiral restoration and deconfinement phase transitions overlap, the  $n$ -th order chiral restoration phase transition takes place simultaneously with the first order phase transition to an explosive quark-gluon plasma. Nonetheless, the Gross-

Witten point remains a third order phase transition point. However, the simultaneous phase transition to the chiral restoration and to an explosive quark-gluon plasma is not conclusive. If the fireball has the internal structure of  $2 \geq \alpha > 1$ , then the deconfinement phase transition is of  $n$ -th order while the chiral phase transition must take place far away from the point of phase transition to an explosive quark-gluon plasma. Moreover, the gas of hadronic bags with the internal structure of  $\alpha \leq 1$  never undergo the phase transition to an explosive quark-gluon plasma. It is interesting to note that much of the above scenarios are precursors that the smooth cross-over chiral restoration phase transition is taken place below and far away from the point of the phase transition to an explosive quark-gluon plasma and moreover as the chiral restoration phase transition approaches the point of the phase transition to quark-gluon plasma the cross-over restoration phase transition becomes more sharp and rapid.

## XII. CONCLUSIONS

In order to study the chiral restoration and deconfinement phase transitions in QCD, the hadronic density of states must be known for the entire energy domain below the point of the phase transition to the true deconfined quark-gluon plasma. The theoretical procedure to find the hadronic density of states is carried out by computing the micro-canonical ensemble. The canonical ensemble for the color-singlet bag of constituent particles with the underlying symmetric group  $SU(N_c)$  (and  $U(N_c)$ ) has been considered in detail. The color structure has been attracted much attention in order to understand the confinement/deconfinement in QCD [10, 13, 14, 15, 28, 29, 30, 31, 34] or even the extended gauge field theories such as AdS/CFT [21, 22, 23]. However, sometime ago, Gross and Witten have argued the existence of the tri-critical Gross-Witten point. This point is thought to play a significant role in the phase transition mechanism. It has been derived using the spectral density of color eigenvalues method originally introduced by Brezin *et. al.* [8]. Recently, the Gross-Witten critical point and the deconfinement mechanism has been reviewed in the context of the Brezin *et. al.* [8] method to study the quark-gluon plasma in QCD [9, 10, 11, 13, 14, 15] and the black hole formation in AdS/CFT [22, 23, 24, 25, 26].

In the present work, we have introduced an alternate and simpler method to derive the color-singlet canonical ensemble for the asymptotic large thermal running parameter  $\lambda/N_c^2$ .

Furthermore, we have demonstrated in details how to locate the Gross-Witten critical point for the phase transition. This novel method suits the realistic and complicate physical situations. For the small thermal running parameter  $\lambda/N_c^2$ , the saddle points are distributed uniformly over the entire color circle range  $|\theta_i| \leq \pi$ . Since the saddle points are distributed uniformly over the entire range, the Vandermonde determinant contributes to the action as an additional effective potential term. The integral of the resultant ensemble has been evaluated trivially. However, this procedure fails when the saddle points congregate around the origin rather than distribute uniformly over the entire color circle range  $|\theta_i| \leq \pi$  and the Vandermonde effective potential develops a virtual singularity. In this case, a further consideration must be taken into account in order to regulate the action involving the Vandermonde effective potential and finally to evaluate the canonical ensemble correctly. Therefore, this behavior indicates that the solution changes its analytical function characteristic and a subsequent phase transition takes place. The solution of the asymptotic large  $\lambda/N_c^2$  is evaluated using the Gaussian-like saddle points method. The action is expanded around the stationary Fourier color variables where only the quadratic terms are retained while the Vandermonde determinant is regulated in a nontrivial way. Fortunately, in this procedure the stationary Fourier color points are found dominant around the origin and this simplifies the problem drastically. In spite of the action complexity due to the realistic physical situation involved, it will be always an easy way to find the quadratic expansion around the saddle color points and the resultant integration over the color variables is evaluated using the standard Gaussian quadrature.

The critical point for the Hagedorn phase transition is determined in the midway of the interpolation between the two different analytical solutions for the small- and the large- $\lambda/N_c^2$ , respectively. The Gaussian-like saddle points method is compared with the spectral density of color eigenvalues method (i.e. spectral density method, see for example Refs. [7, 8, 23]) and the exact numerical solution as well. It is found that the exact numerical solution fits precisely the results of the Gaussian-like saddle points method for the large thermal running parameter  $\lambda/N_c^2 > \lambda_0/N_c^2$  and furthermore it is found in a good agreement with the spectral density of color eigenvalues method. When the large- $\lambda/N_c^2$  is extrapolated to the small- $\lambda/N_c^2 < \lambda_0/N_c^2$ , the solution becomes slippery and when the  $\lambda/N_c^2$  reaches some critical value, it is deflected to increase. This solution is concave up and has a minimum at the critical point  $\lambda_{(II)\min}$ . This point is the threshold point for the acceptable physical solution (II).

The minimum point for the extrapolation of the asymptotic large- $\lambda/N_c^2$  solution is actually the minimal threshold point. The extreme left hand side interval for the asymptotic large- $\lambda/N_c^2$  solution is presumed to start from the threshold point  $\lambda_{(II)\min}$ . The extrapolation down below this threshold point is unphysical and is declined as a solution. This means that beyond the threshold point, the asymptotic large- $\lambda/N_c^2$  solution (II) is deflected and changes its analyticity in order to match and satisfy the asymptotic small- $\lambda/N_c^2$  solution (I). The solution (I) is found in agreement with the exact numerical results for the small  $\lambda/N_c^2$ . The asymptotic small- $\lambda/N_c^2$  solution is found by adopting standard approximations. The action is expanded to  $\lambda$ -power expansion and then is evaluated using the group orthogonality over the full color range. The ultimate limit of the approximation validity is given by the point  $\lambda_{(I)\max}$  and beyond this point the solution will be broken. The action structure is simplified drastically in the range  $\lambda \leq \lambda_{(I)\max}$ . For example, the quantum statistics can be approximated always to Maxwell-Boltzmann statistics and so on. However, the asymptotic small- and large- $\lambda/N_c^2$  solutions (i.e. solutions (I) and (II), respectively) may split by a small additional constant. This constant is simply the approximation redundant in particular when both solutions are extrapolated far away from their asymptotic limits. The critical point  $\lambda_0/N_c^2$  for the phase transition from the asymptotic small- $\lambda/N_c^2$  to large- $\lambda/N_c^2$  solutions is located near or above  $\lambda \geq \lambda_{(II)\min}$  but below  $\lambda \leq \lambda_{(I)\max}$ . It is roughly the midway interpolation between the small and large solutions. The advantage of the Gaussian-like saddle points method is the simplicity in the sense it can deal with a complicated physical problem such as the deconfinement phase transition in QCD.

The QCD-phase transition is studied in the context of the color-singlet state of quark and gluon bags. It is found that the density of states for low-lying masses is a discrete spectrum. The low-lying density of states is determined by the known hadronic mass spectrum particles that are found experimentally and are available in the data book [45]. The Hagedorn states appear just above the low-lying known mass spectrum. The mass spectrum for the Hagedorn states is continuous. The gas dominated by the low-lying mass spectrum particles undergoes a third order phase transition to a hadronic phase dominated by the Hagedorn states. When the system is thermally excited beyond the Hagedorn phase, the hadronic phase undergoes another phase transition to an explosive quark-gluon plasma.

The scenario for the phase transition is depicted in Fig.(11). In the diluted nuclear matter when the temperature increases and reaches the critical one, the gas of the discrete

low-lying hadronic mass spectrum particles undergoes a third order phase transition to a gas of continuous Hagedorn states (i.e. the high-lying hadronic states). Furthermore, when the system is thermally excited above this temperature, the gas of Hagedorn states undergoes another first order or higher order phase transition to an explosive quark-gluon plasma. Moreover, the scenario for the phase transition can be extended to consider into account the multiple intermediate processes. An alternate scenario is depicted in Fig.(12). The gas of Hagedorn states undergoes a higher order phase transition to a gas of neutral colored bags or even non-singlet bags. These bags are not color-singlet states but carry neutral color charge and this charge is fixed by the effective color chemical potentials. Subsequently, the gas of neutral colored bags undergoes a higher order phase transition to a gas of colored bags. The non-singlet bags are not colored bags and not true deconfined colors but rather bags with specific internal color structures. In the colored bags, the quarks and gluons are still bounded in finite size blobs and they carry total color charge. The phase transition to the colored bags with conserved color charges might be associated with breaking the group symmetry  $SU(N_c)$  to  $U(1)^{N_c-1}$ . These colored bags become unstable and when the system is perturbed slightly and thermally excited, the system eventually undergoes another higher order phase transition to a real deconfined quark-gluon plasma.

The possible consistent color-deconfinement and chiral restoration phase transition scenarios are depicted in Fig.(13). It is illustrated that the discrete low-lying hadronic mass spectrum undergoes a third order phase transition to the Hagedorn phase. The gas of continuous Hagedorn states with internal structures  $\alpha > 2$  undergoes a first order phase transition to an explosive quark-gluon plasma. However, it is possible in some alternate scenarios that the Hagedorn phase undergoes a higher order phase transition to the gas of non-singlet bags (i.e. with  $\alpha \leq 2$ ) and the subsequent gas of exotic states undergoes a higher order phase transition to an explosive quark-gluon plasma. The chiral phase transition for the gas of Hagedorn states with the internal structure  $\alpha = 3$  is found of the second order and it takes place utmost simultaneously the deconfinement first order phase transition to an explosive quark-gluon plasma. However, in the case that the chiral phase transition persists to take place in the gas of discrete low-lying hadronic mass spectrum states prior to the Hagedorn phase then the chiral phase transition will be a smooth cross-over one. In this case, it will be hard to reach the Hagedorn threshold production and subsequently the Hagedorn states will not be produced and no explosive quark-gluon plasma will be generated. The quark-gluon

plasma in this scenario can be found by the Gibbs construction. It is possible in other scenarios that the the chiral phase transition coincides the Gross-Witten point and it will be a cross-over transition. It seems that the chiral restoration phase transition likely takes place utmost in the Hagedorn phase just below the deconfinement phase transition or at least coincides the Gross-Witten point. In some scenarios, it is likely that the chiral phase transition coincides the Gross-Witten point while in other scenarios the chiral restoration phase transition is likely takes place simultaneously with the deconfinement phase transition to an explosive quark-gluon plasma. Indeed, the Hagedorn bag's internal structure  $\alpha$  is found essential in the phase transition diagram. Furthermore, it is also possible the Hagedorn phase undergoes a higher order phase transition through multi-processes internal-structure phase transition while the chiral restoration phase transition is a smooth cross-over transition and takes place in the continuous Hagedorn phase. The order of the chiral phase transition becomes sharper and of a lower order as its point approaches the deconfinement point to an explosive quark-gluon plasma. The QCD phase transition diagram is proved very rich and non-trivial.

### Acknowledgments

I. Z. gratefully acknowledges support from Frankfurt institute for advanced studies. He is indebted to Walter Greiner and Horst Stöcker for their encouragements and discussions and Melissa Franklin and John Huth for their support during his visit to Harvard University and George Brandenburg for the hospitality in Laboratory for Particle Physics and Cosmology at Harvard University. The authors thank J. Schaffner-Bielich for the collaboration in the earlier stages of the present work and H. T. Elze. The authors also thank the Frankfurt Center for Scientific Computing. This work was supported by Alexander von Humboldt foundation and Harvard University.

- 
- [1] R. Hagedorn, *Nuovo Cim. Suppl.* **3**, 147 (1965).
  - [2] S. C. Frautschi, *Phys. Rev.* **D3**, 2821 (1971).
  - [3] J. I. Kapusta, *Phys. Rev.* **D23**, 2444 (1981).
  - [4] J. I. Kapusta, *Nucl. Phys.* **B196**, 1 (1982).

- [5] K. Redlich and L. Turko, *Z. Phys.* **C5**, 201 (1980).
- [6] L. Turko, *Phys. Lett.* **B104**, 153 (1981).
- [7] D. J. Gross and E. Witten, *Phys. Rev.* **D21**, 446 (1980).
- [8] E. Brezin, C. Itzykson, G. Parisi, and J. B. Zuber, *Commun. Math. Phys.* **59**, 35 (1978).
- [9] C. B. Lang, P. Salomonson, and B. S. Skagerstam, *Nucl. Phys.* **B190**, 337 (1981).
- [10] B. S. Skagerstam, *Z. Phys.* **C24**, 97 (1984).
- [11] S. I. Azakov, P. Salomonson, and B. S. Skagerstam, *Phys. Rev.* **D36**, 2137 (1987).
- [12] J. Hallin and D. Persson, *Phys. Lett.* **B429**, 232 (1998), arXiv:hep-ph/9803234.
- [13] A. Dumitru, Y. Hatta, J. Lenaghan, K. Orginos, and R. D. Pisarski, *Phys. Rev.* **D70**, 034511 (2004), arXiv:hep-th/0311223.
- [14] A. Dumitru, J. Lenaghan, and R. D. Pisarski, *Phys. Rev.* **D71**, 074004 (2005), arXiv:hep-ph/0410294.
- [15] A. Dumitru, R. D. Pisarski, and D. Zschiesche, *Phys. Rev.* **D72**, 065008 (2005), arXiv:hep-ph/0505256.
- [16] Y. Nambu, B. Bambah, and M. Gross, *Phys. Rev.* **D26**, 2875 (1982).
- [17] B. Bambah, *Phys. Rev.* **D29**, 1323 (1984).
- [18] M. Gross, *Phys. Rev.* **D27**, 432 (1983).
- [19] S. Jaimungal and L. D. Paniak, *Nucl. Phys.* **B517**, 622 (1998), arXiv:hep-th/9710044.
- [20] C. R. Gattringer, L. D. Paniak, and G. W. Semenoff, *Annals Phys.* **256**, 74 (1997), arXiv:hep-th/9612030.
- [21] H. J. Schnitzer, *Nucl. Phys.* **B695**, 267 (2004), arXiv:hep-th/0402219.
- [22] B. Sundborg, *Nucl. Phys.* **B573**, 349 (2000), arXiv:hep-th/9908001.
- [23] O. Aharony, J. Marsano, S. Minwalla, K. Papadodimas, and M. Van Raamsdonk, *Adv. Theor. Math. Phys.* **8**, 603 (2004), arXiv:hep-th/0310285.
- [24] O. Aharony, J. Marsano, S. Minwalla, K. Papadodimas, and M. Van Raamsdonk, *Phys. Rev.* **D71**, 125018 (2005), arXiv:hep-th/0502149.
- [25] O. Aharony, S. Minwalla, and T. Wiseman, *Class. Quant. Grav.* **23**, 2171 (2006), arXiv:hep-th/0507219.
- [26] L. Alvarez-Gaume, C. Gomez, H. Liu, and S. R. Wadia, *Phys. Rev.* **D71**, 124023 (2005), arXiv:hep-th/0502227.
- [27] B. Muller and J. Rafelski, *Phys. Lett.* **B116**, 274 (1982).

- [28] I. Zakout, C. Greiner, and J. Schaffner-Bielich, Nucl. Phys. **A781**, 150 (2007).
- [29] H. T. Elze, W. Greiner, and J. Rafelski, Phys. Lett. **B124**, 515 (1983).
- [30] H. T. Elze, W. Greiner, and J. Rafelski, Z. Phys. **C24**, 361 (1984).
- [31] H. T. Elze and W. Greiner, Phys. Rev. **A33**, 1879 (1986).
- [32] H. T. Elze and W. Greiner, Phys. Lett. **B179**, 385 (1986).
- [33] H. T. Elze, D. E. Miller, and K. Redlich, Phys. Rev. **D35**, 748 (1987).
- [34] M. I. Gorenstein, S. I. Lipskikh, V. K. Petrov, and G. M. Zinovev, Phys. Lett. **B123**, 437 (1983).
- [35] M. I. Gorenstein, V. K. Petrov, and G. M. Zinovev, Phys. Lett. **B106**, 327 (1981).
- [36] M. I. Gorenstein, V. K. Petrov, V. P. Shelest, and G. M. Zinovev, Theor. Math. Phys. **52**, 843 (1982).
- [37] M. I. Gorenstein, S. I. Lipskikh, and G. M. Zinovev, Z. Phys. **C22**, 189 (1984).
- [38] M. I. Gorenstein, W. Greiner, and S. N. Yang, J. Phys. **G24**, 725 (1998).
- [39] G. Auberson, L. Epele, and G. Mahoux, Nuovo Cim. **A94**, 339 (1986).
- [40] M. I. Gorenstein, M. Gazdzicki, and W. Greiner, Phys. Rev. **C72**, 024909 (2005).
- [41] G. Auberson, L. Epele, G. Mahoux, and F. R. A. Simao, J. Math. Phys. **27**, 1658 (1986).
- [42] R. Balian and C. Bloch, Ann. Phys. **60**, 401 (1970).
- [43] R. Balian and C. Bloch, Ann. Phys. **E84**, 559 (1974).
- [44] R. Balian and C. Bloch, Ann. Phys. **64**, 271 (1971).
- [45] S. Eidelman et al. (Particle Data Group), Phys. Lett. **B592**, 1 (2004).
- [46] G. Ripka, *Quarks bound by chiral fields: The quark-structure of the vacuum and of light mesons and baryons* (Clarendon Press, 205 p, Oxford, UK, 1997).
- [47] I. Zakout, work in progress.
- [48] J. A. Mcgovern and M. C. Birse, Nucl. Phys. **A506**, 367 (1990).
- [49] J. A. Mcgovern and M. C. Birse, Nucl. Phys. **A506**, 392 (1990).
- [50] K. A. Bugaev, Phys. Rev. **C76**, 014903 (2007), arXiv:hep-ph/0703222.
- [51] K. A. Bugaev, V. K. Petrov, and G. M. Zinovjev (2008), arXiv:0801.4869 [hep-ph].
- [52] H. Stoecker, B. Betz, and P. Rau, PoS **CPOD2006**, 029 (2006), arXiv:nucl-th/0703054.
- [53] B. Betz, P. Rau, and H. Stoecker, Int. J. Mod. Phys. **E16**, 3082 (2008), arXiv:0707.3942 [hep-th].

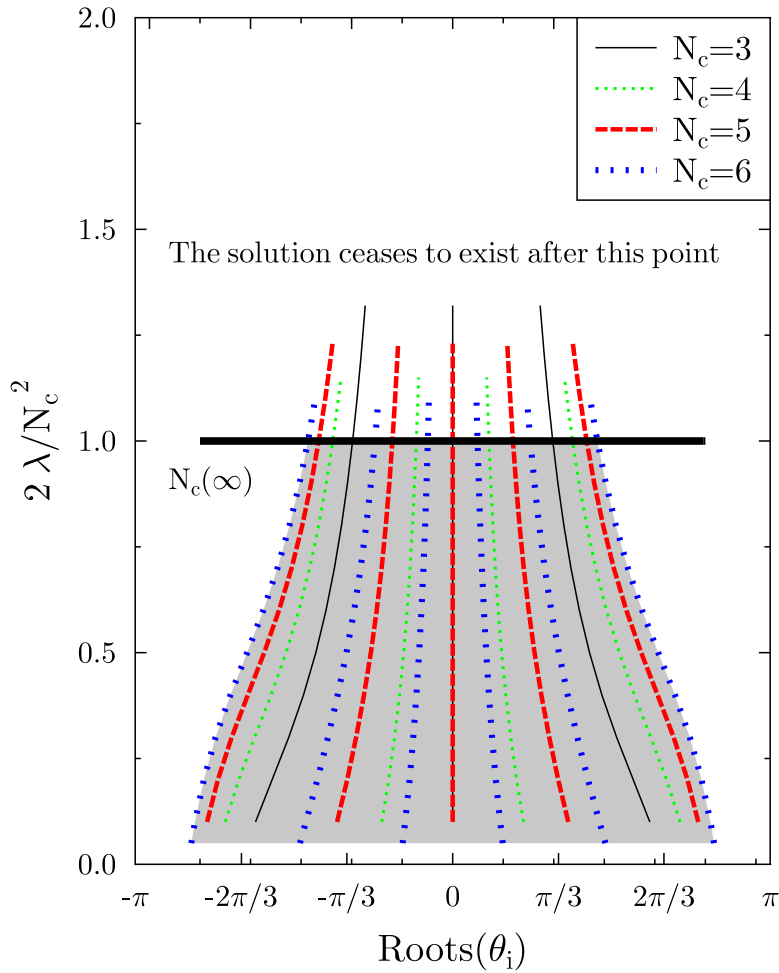


FIG. 1: (Color online) The saddle points solution for particles in the fundamental representation. The saddle points are distributed uniformly over the range  $|\theta_i| \leq \pi$  for a parameter runs over the range  $\lambda \leq \lambda_0$ . The numerical solution shows that saddle points cease to exist when the thermal running parameter  $\lambda$  exceeds the value  $\frac{\lambda_0}{N_c^2} = \frac{1}{2}$  in the large  $N_c$  limit.

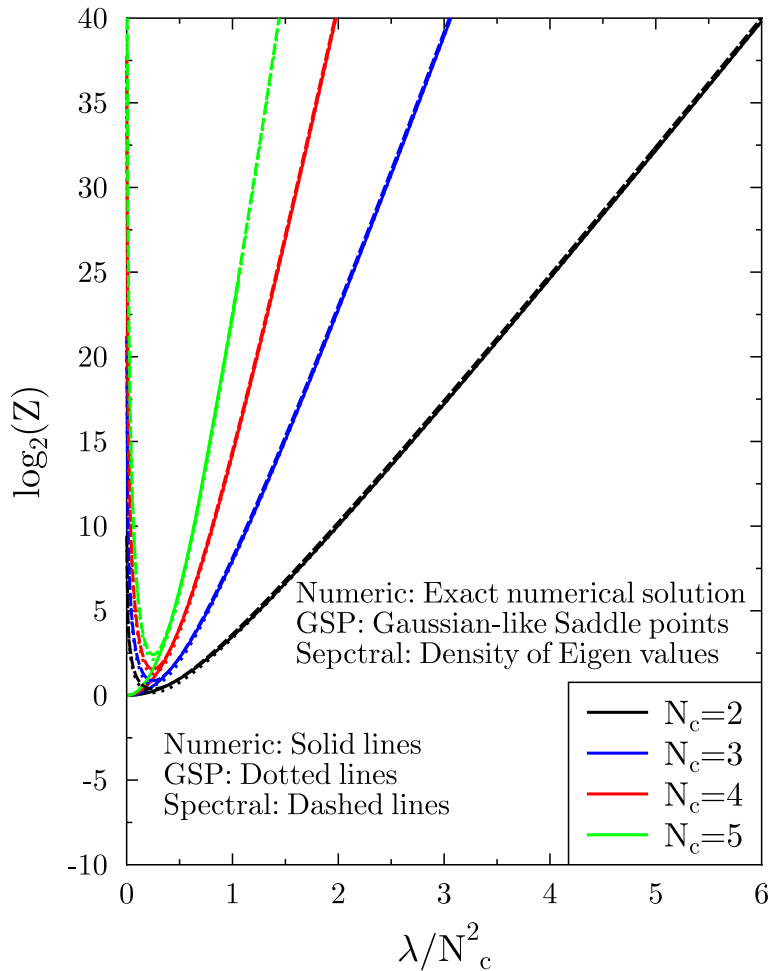


FIG. 2: (Color online) The density of states for the color-singlet fireballs (i.e. Hagedorn states) versus the thermal running parameter  $\frac{\lambda}{N_c^2}$  with various color numbers  $N_c$ . The high-lying solution is calculated for a bag consisting of fundamental particles with a  $\frac{\lambda}{N_c^2}$  runs over the range  $\frac{\lambda}{N_c^2} \geq \frac{1}{2}$ . The results for the high-lying solution which is calculated using the method of the spectral density of color eigenvalues introduced by Brezin *et. el.* [8] in the limit of large color number  $N_c$  and the results for the high-lying solution calculated using the Gaussian-like saddle points method are displayed together with the exact numerical solution. The high-lying solutions for the both methods and their extrapolations to  $\frac{\lambda}{N_c^2} \leq \left(\frac{\lambda}{N_c^2}\right)_{\text{critical}}$  are compared with the exact numerical solution.

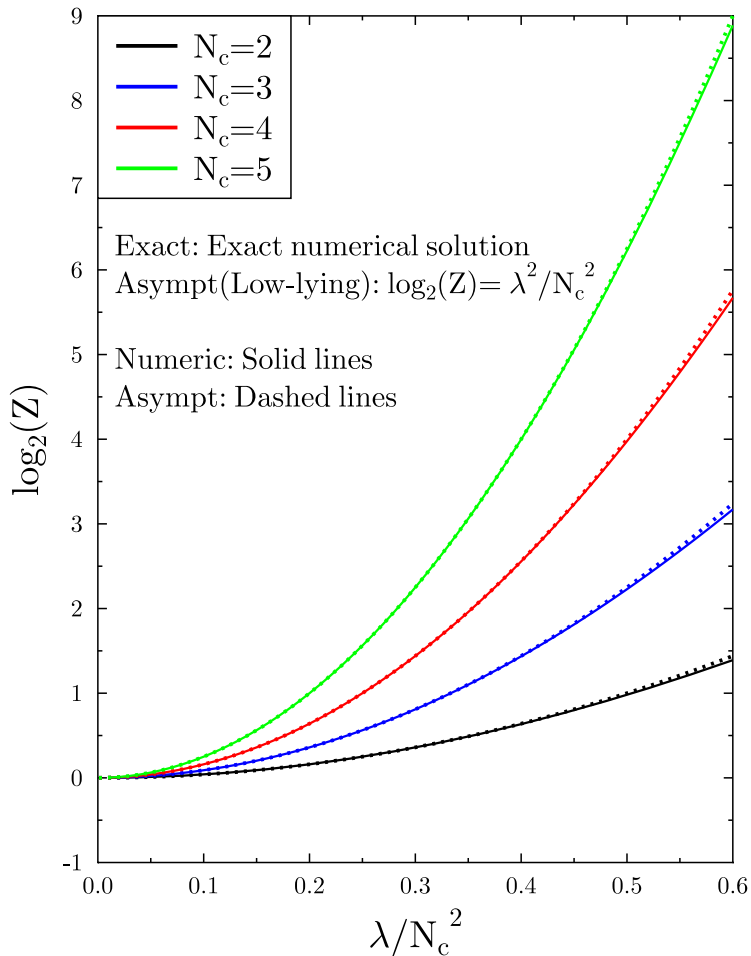


FIG. 3: (Color online) The density of states for the color-singlet fireballs (i.e. Hagedorn states) versus the thermal running parameter  $\frac{\lambda}{N_c^2}$  for various color numbers  $N_c$ . The low-lying density of states is calculated for bags consisting of fundamental particles and with a thermal running parameter  $\frac{\lambda}{N_c^2}$  runs over the range  $\frac{\lambda}{N_c^2} \leq \frac{1}{2}$ . The results of the density of states derived by the orthogonal expansion given by Eqs.(56) and (57) are displayed together with the exact density of states evaluated numerically.

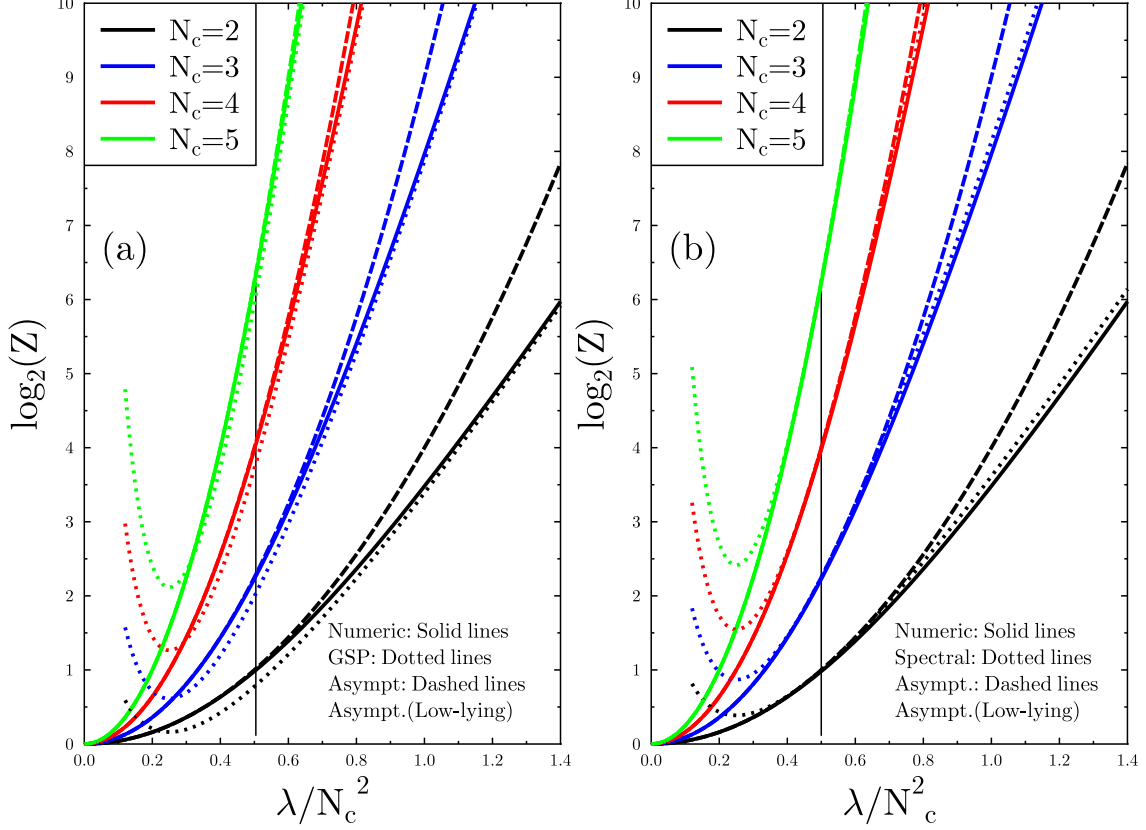


FIG. 4: (Color online) The match between the asymptotic low-lying energy for  $\frac{\lambda}{N_c^2}$  runs over the range  $\frac{\lambda}{N_c^2} \leq \left(\frac{\lambda}{N_c^2}\right)_{\text{critical}}$  and the asymptotic high-lying energy solution for  $\frac{\lambda}{N_c^2}$  runs over the range  $\frac{\lambda}{N_c^2} \geq \left(\frac{\lambda}{N_c^2}\right)_{\text{critical}}$  for a color-singlet bag consisting of only fundamental particles. The asymptotic low-lying solution is calculated using the  $\lambda$ -power expansion and the group orthogonality over the entire color range  $|\theta| \leq \pi$ . a) The asymptotic high-lying energy solution is computed using the Gaussian-like saddle points method. b) The asymptotic high-lying energy solution is computed using the spectral density of color eigenvalues method [8].

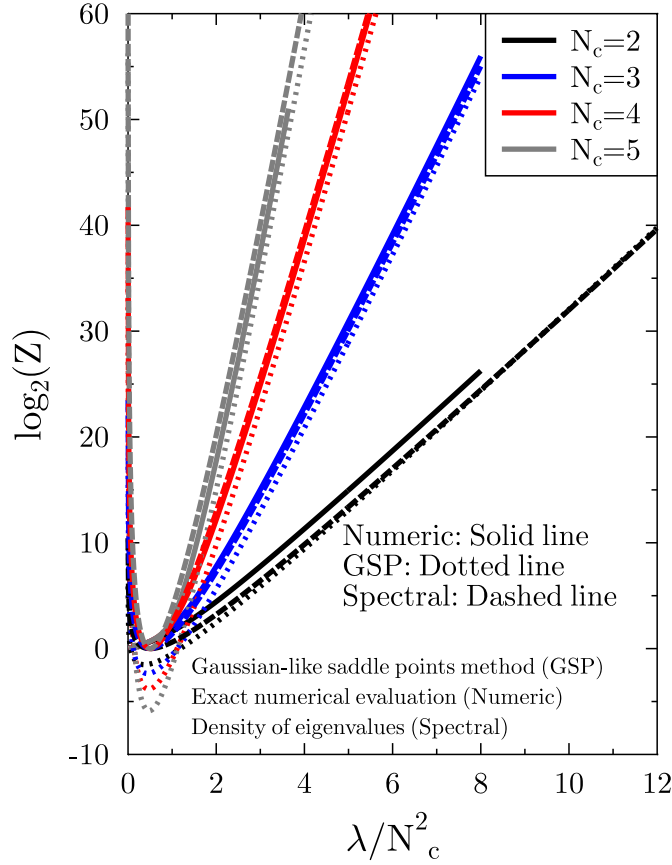


FIG. 5: (Color online) The high-lying density of states for the color-singlet bag consisting of only adjoint particles versus the thermal running parameter  $\frac{\lambda}{N_c^2}$  for various color numbers  $N_c$ . The asymptotic high-lying energy solutions over the range  $\frac{\lambda}{N_c^2} \geq \frac{\lambda_{(11)\min}}{N_c^2} = \frac{1}{2}$  and their extrapolation to the small  $\frac{\lambda}{N_c^2}$  are displayed and compared with the exact numerical one. The asymptotic high-lying energy solutions are computed using the Gaussian-like saddle points method and the spectral density of color eigenvalues.

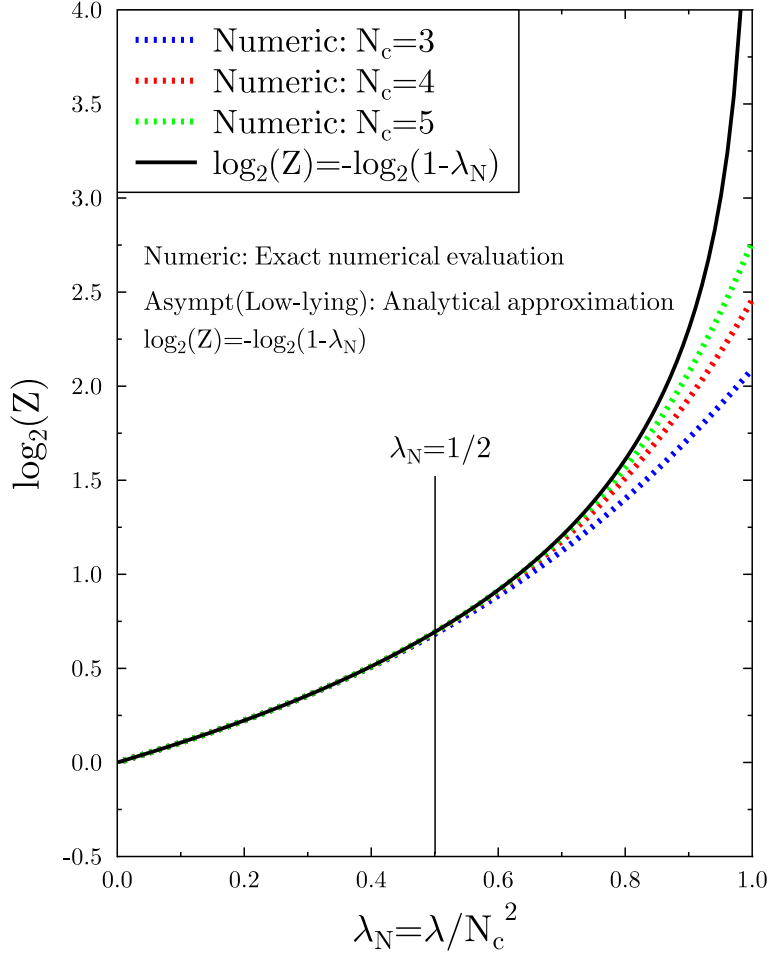


FIG. 6: (Color online) The asymptotic low-lying energy solution for a bag of adjoint particles in the color singlet state in the limit  $N_c \rightarrow \infty$  versus the thermal running parameter  $\frac{\lambda}{N_c^2}$ . The asymptotic low-lying energy solution versus  $\frac{\lambda}{N_c^2}$  is compared with the exact numerical one for various color numbers  $N_c=3, 4$  and  $5$ . The exact numerical solution is found to fit the asymptotic low-lying energy solution over the range  $\frac{\lambda}{N_c^2} \leq \frac{\lambda_{(I)min}}{N_c^2} = \frac{1}{2} \leq \frac{\lambda_{critical}}{N_c^2}$ . The low-lying energy solution is found vanished as  $\lim_{N_c^2 \rightarrow \infty} \frac{1}{N_c^2} \ln \left( Z_{\text{Low-lying}}(\lambda/N_c^2) \right) \rightarrow 0$ . The asymptotic high-lying energy solution  $\lim_{N_c^2 \rightarrow \infty} \frac{1}{N_c^2} \ln \left( Z_{\text{High-lying}}(\lambda/N_c^2) \right)$  vanishes to match the low-lying solution at the point of phase transition.

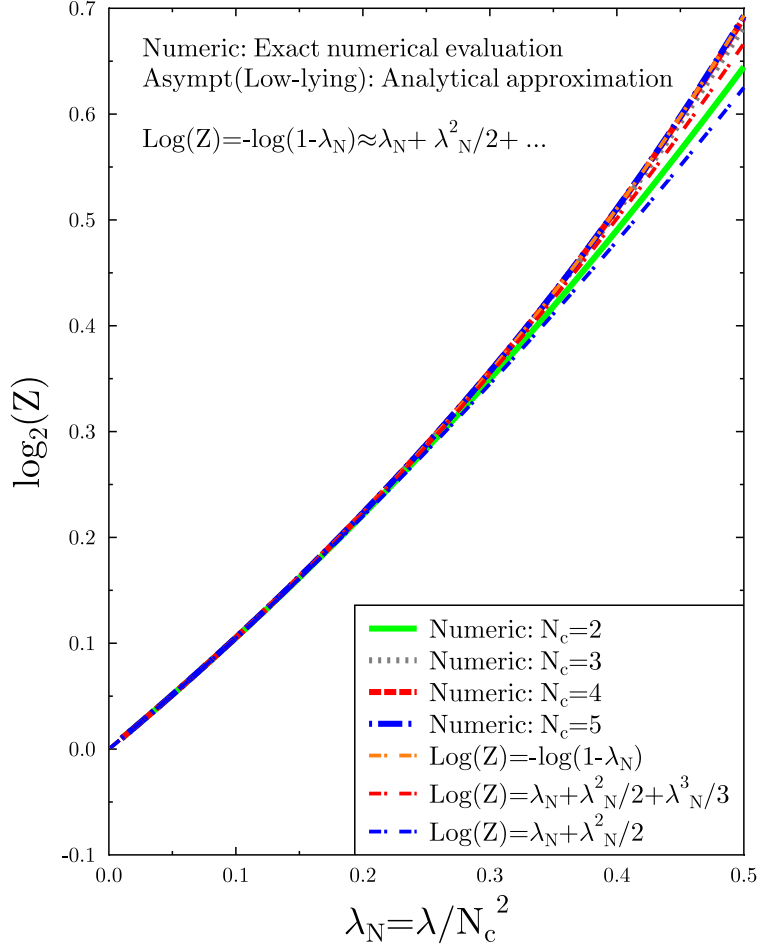


FIG. 7: (Color online) The density of states for the color-singlet fireballs (i.e. the Hagedorn states) versus the thermal running parameter  $\frac{\lambda}{N_c^2}$  with various color numbers  $N_c$ . It is calculated for color-singlet bags consisting of only adjoint particles. The exact numerical solution is compared with the asymptotic low-lying energy solution with various analytic approximations for the small thermal running parameter  $\frac{\lambda}{N_c^2} \leq \frac{\lambda_{(I)\min}}{N_c^2} = \frac{1}{2} \leq \frac{\lambda_{\text{critical}}}{N_c^2}$ . The exact numerical solution is found to fit the asymptotic analytic solution  $Z(\lambda) = 1/\left(1 - \frac{\lambda}{N_c^2}\right)$ .

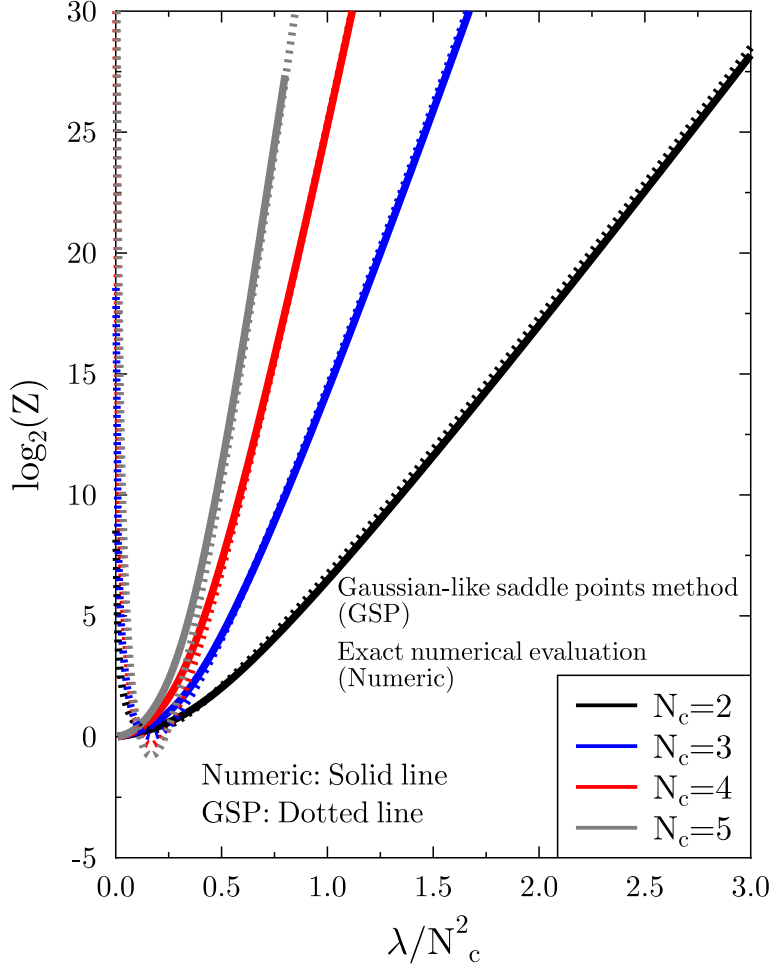


FIG. 8: (Color online) The high-lying density of states and its extrapolation for the color-singlet bag consisting of fundamental and adjoint particles with the same thermal running parameter versus the thermal running parameter  $\frac{\lambda}{N_c^2}$  with various color numbers  $N_c$ . The high-lying energy solution is the asymptotic solution for the thermal running parameter runs over the range  $\frac{\lambda}{N_c^2} \geq \frac{\lambda_{\text{critical}}}{N_c^2} \geq \frac{\lambda_{(\text{pre-})\text{critical}}}{N_c^2} \geq \frac{\lambda_{(U)\text{min}}}{N_c^2}$ . The asymptotic high-lying energy solutions are computed using the Gaussian-like saddle points method and the spectral density of color eigen-values and they are compared with the exact numerical one.

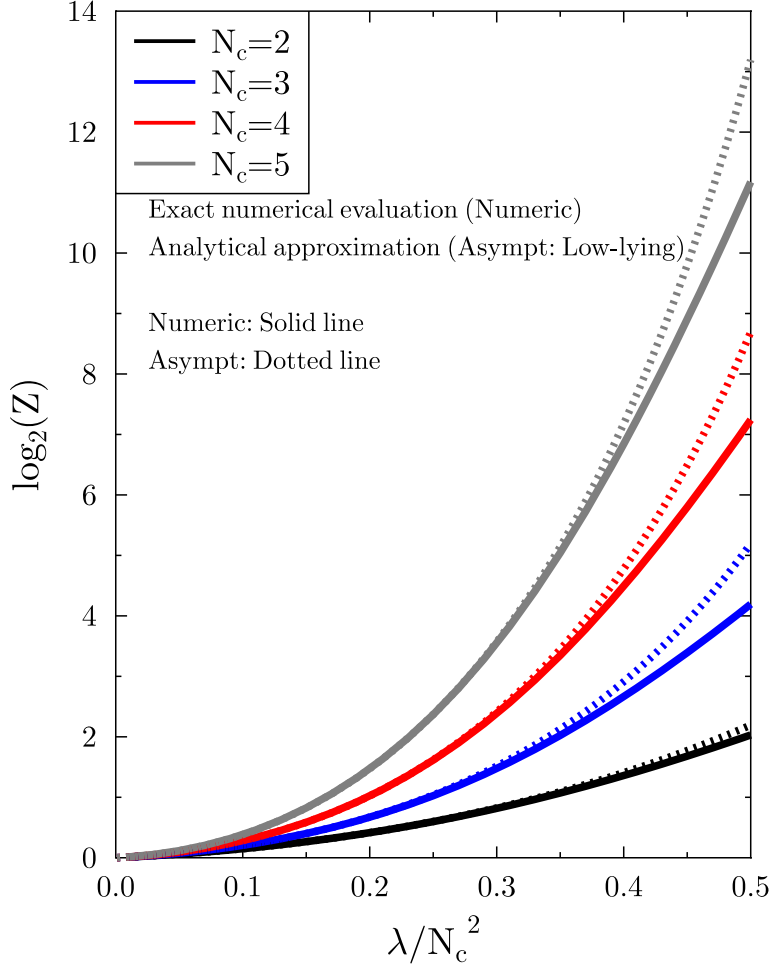


FIG. 9: (Color online) The asymptotic low-lying energy solution for color-singlet bags consisting of fundamental and adjoint particles with the same thermal running parameter  $\frac{\lambda}{N_c^2}$  for the both fundamental and adjoint particles versus  $\frac{\lambda}{N_c^2}$  with various color numbers  $N_c$ . The exact numerical solution is compared with the analytic approximation of the low-lying energy solution for the thermal running parameter runs over the range  $\frac{\lambda}{N_c^2} \leq \frac{1}{2}$ . It is found that the exact numerical solution fits the approximate analytical one for small values of  $\frac{\lambda}{N_c^2}$ . When the thermal running parameter exceeds the (pre-)critical one  $\frac{\lambda}{N_c^2} \geq \left(\frac{\lambda}{N_c^2}\right)_{\text{(pre-)critical}}$ , the exact numerical solution starts to deviate slightly from the approximate analytical solution and this deviation becomes noticeable beyond the point  $\frac{\lambda_{\text{critical}}}{N_c^2} = \left(\frac{\lambda}{N_c^2}\right)_{\text{match}} = 0.34$ .

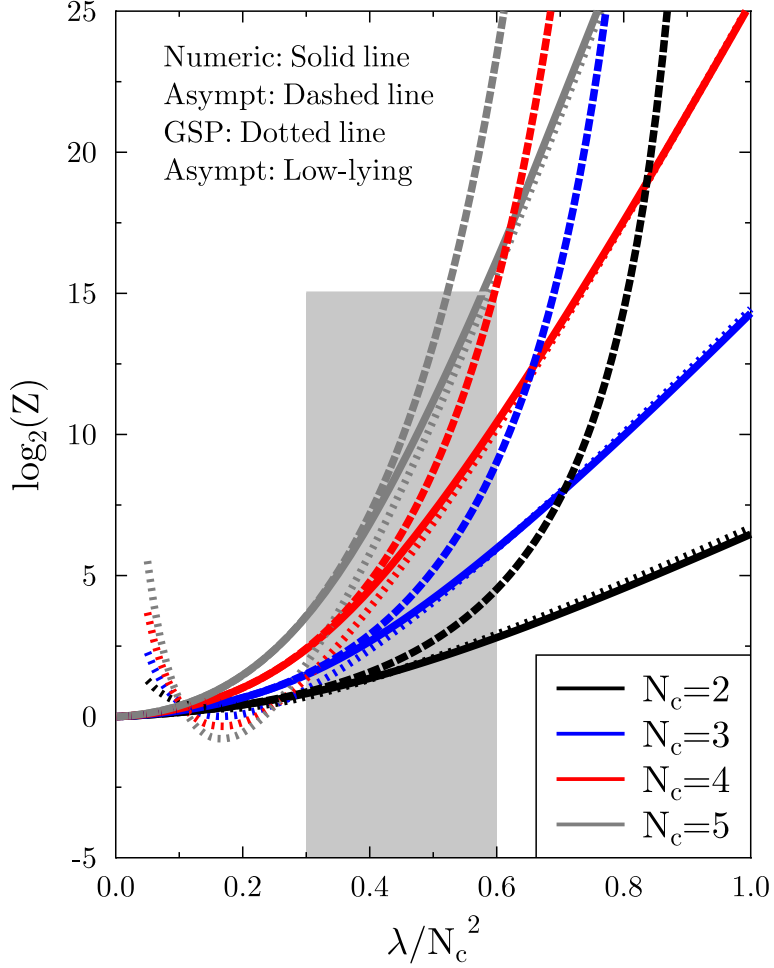


FIG. 10: (Color online) The asymptotic low-lying and high-lying energy solutions and their extrapolations for the color-singlet bag of fundamental and adjoint particles with the same thermal running parameter versus  $\frac{\lambda}{N_c^2}$  for various color numbers  $N_c$ . The exact numerical solution fits the asymptotic low-lying energy solution over the range  $\frac{\lambda}{N_c^2} \leq \frac{\lambda_{\text{critical}}}{N_c^2}$  and fits the high-lying energy solution over the range  $\frac{\lambda}{N_c^2} \geq \frac{\lambda_{\text{critical}}}{N_c^2}$ . The asymptotic low-lying and high-lying energy solutions split by a small redundant constant at the critical point of the phase transition. This redundant small constant emerges due to the kind of approximations are considered.

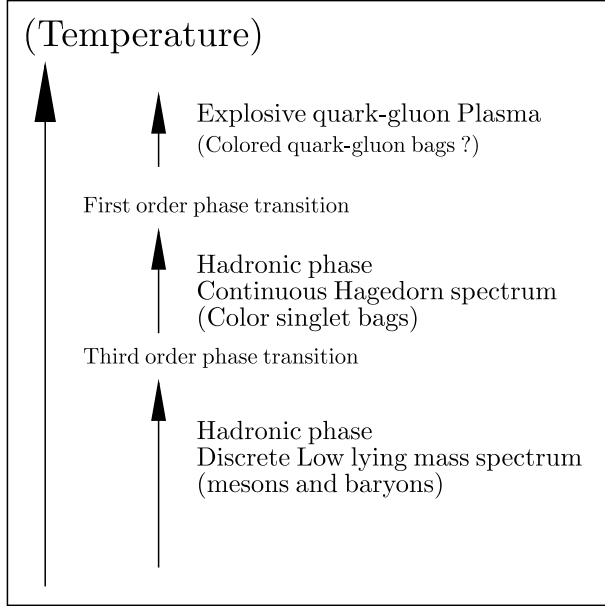


FIG. 11: The phase transition scenario in the context of the present model. At low temperature, the diluted nuclear matter is dominated by the low-lying hadronic mass spectrum such pions, nucleons etc  $\dots$ . At the Hagedorn critical temperature, the system undergoes a third order phase transition to system dominated by the highly excited hadronic states known as Hagedorn states or fireballs. When the system is thermally excited to higher temperature, the hadronic phase undergoes a first order phase transition to an explosive quark-gluon plasma.

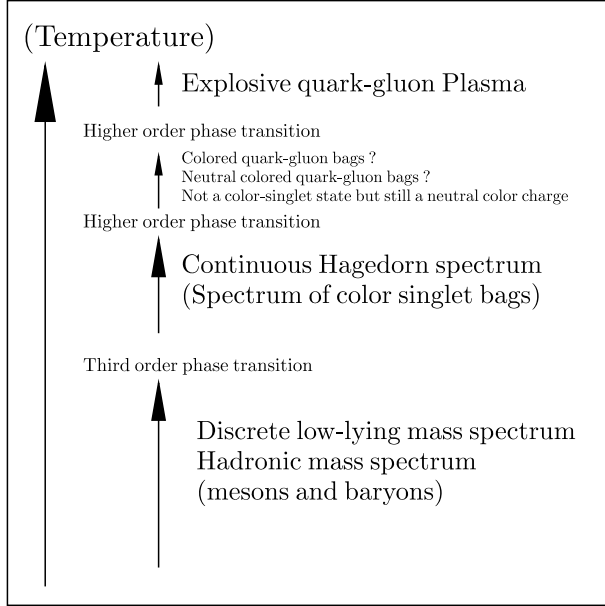


FIG. 12: Same as Fig.11 but with an alternate scenario for the phase transition. The hadronic phase dominated by Hagedorn states undergoes a higher order phase transition to another phase dominated by highly excited neutral color bound quark-gluon bags (i.e. bound state but with a color non-singlet state). At higher temperature, the gas of colored quark and gluon bags undergoes a higher order phase transition to an explosive real deconfined quark-gluon plasma. In this scenario, the phase transition to an explosive quark-gluon plasma takes place only through more complicated multi-processes.

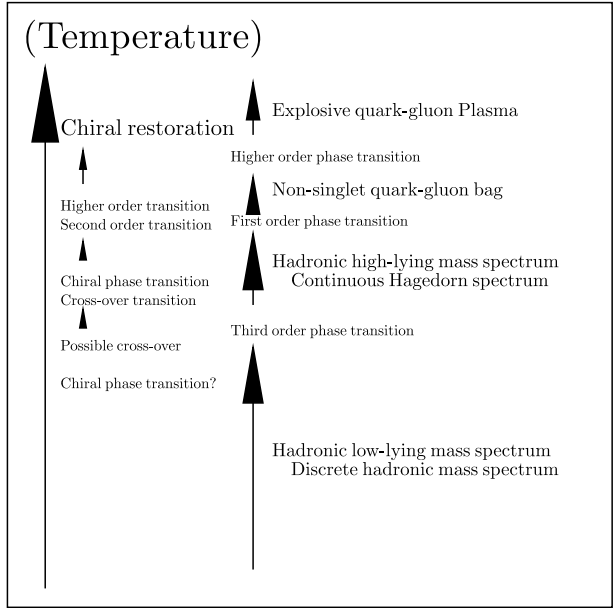


FIG. 13: The consistent chiral and deconfinement phase transition scenario.