

# Symmetries, conservation laws and exact solutions of static plasma equilibrium systems in three dimensions

Alexei F. Cheviakov<sup>a)</sup>

*Department of Mathematics, University of British Columbia, Vancouver, V6T 1Z2 Canada*

Stephen C. Anco<sup>b)</sup>

*Department of Mathematics, Brock University, St. Catharines, Canada*

February 6, 2020

## Abstract

For static reductions of isotropic and anisotropic Magnetohydrodynamics plasma equilibrium models, a complete classification of admitted point symmetries and conservation laws is presented. It is shown that the symmetry algebra for the isotropic equations is finite-dimensional, whereas anisotropic equations admit infinite symmetries depending on a free function defined on the set of magnetic surfaces. A direct transformation is established between isotropic and anisotropic equations, which provides an efficient way of constructing new exact anisotropic solutions. In particular, axially and helically symmetric anisotropic plasma equilibria arise from classical Grad-Shafranov and JFKO equations.

**PACS Codes:** 05.45.-a , 02.30.Jr, 02.90.+p, 52.30.Cv.

**Keywords:** Plasma equilibrium; Symmetries; Conservation laws; Exact solutions; Grad-Shafranov equation.

## 1 Introduction.

Systems of isotropic Magnetohydrodynamics (MHD) and anisotropic Chew-Goldberger-Low (CGL) plasma equations, in particular, their equilibrium reductions, are used for description of plasmas in controlled thermonuclear fusion research, geophysics and astrophysics (Earth magnetosphere, star formation, solar activity), and laboratory and industrial applications [1–3].

MHD and CGL systems, as well as their equilibrium versions, are essentially nonlinear systems of partial differential equations in 3D space. Knowledge of physically meaningful exact solutions and analytical properties of these systems (such as symmetries, conservation laws, stability criteria, etc.) is important for understanding the core properties of the underlying physical phenomena, for modelling, and for the development of appropriate numerical methods.

Common ways of finding exact analytical solutions to such systems include reduction by a symmetry group (similarity solutions), the use of symmetry transformations to generate new solutions from known ones, and the use of mappings from solutions of other equations. The first approach applied to axially and helically symmetric static MHD configurations has yielded the well-known Grad-Shafranov [4–6] and JFKO [7] equations, and led to several classes of exact solutions (e.g. [8–11]). A different approach that makes use of equilibrium solution topology (general existence of 2D magnetic surfaces) was used in [12].

---

<sup>1</sup>Electronic mail: alexch@math.ubc.ca

<sup>2</sup>Electronic mail: sanc@brocku.ca

A symmetry of a system of PDEs is an arbitrary transformation of its solution manifold into itself. A symmetry thus maps any solution to another solution of the same system. Several types of symmetries, such as continuous (point, contact, higher-order, nonlocal) Lie groups of symmetries and discrete symmetries, can be obtained algorithmically (e.g. [13–17]). In particular, using Lie’s algorithm for solving symmetry determining equations, one can discover one-parameter, multi-parameter, and infinite-dimensional symmetry groups. Symmetries are used as transformations that yield new solutions and new conservation laws of differential equations from known ones, and also for finding particular symmetry-invariant solutions. Knowledge of symmetries is essential to answer the question about the possibility of mapping a given PDE system into a target PDE system or a class of PDE systems.

An important complement to the full symmetry structure of a PDE system is knowledge of its conservation law structure. Local conservation laws contain important information about physical properties of a model under consideration, and provide conserved norms used in analysis of solutions and also in development of numerical methods. Conservation laws can be found algorithmically by a direct construction method in terms of multipliers that satisfy determining equations related to the adjoint of the symmetry ones [18, 19], without the need for any Lagrangian. In particular, this method allows one to by-pass all limitations of Noether’s theorem.

The paper is organized as follows. In Section 2, we describe the static plasma models under consideration, as well as their basic properties, and state the transformation that relates the two models. In Section 3, we compute and compare point symmetries of MHD and CGL static plasma equilibrium systems. In particular, we demonstrate that the static CGL system admits an infinite-dimensional symmetry group (which appears to be related to the infinite-dimensional symmetry group of dynamic CGL equilibrium system [20]). We derive infinitesimal and global representations of the admitted symmetry groups, and discuss physical properties and group structure of the infinite symmetries that arise for the static CGL system. In Section 4, we discuss applications of the infinite symmetry group to construction of exact static anisotropic plasma equilibria. In particular, we show that axial and helical static anisotropic (CGL) equilibria arise from solutions to conventional Grad-Shafranov and JFKO equations. An explicit example of an exact solution describing an anisotropic plasma vortex is presented. Finally, in Section 5, we complete the analysis by classifying all conservation laws admitted by static MHD and CGL systems with multipliers linear in first-order partial derivatives, and discuss their physical meaning. From the comparison of symmetry and conservation law classifications of the two static plasma equilibrium systems, we establish a direct transformation (see Theorem 1) between the two studied continuum plasma models (including the mathematical equivalence of solution sets.) In Section 6, we summarize the results presented in this paper in a larger context of dynamical MHD models.

Symbolic software packages `GeM for Maple` [21] and `Crack/LiePDE/ConLaw for REDUCE` [22] were used for all symmetry and conservation law computations.

## 2 Static plasma equilibrium models

Equilibrium (time-independent) plasma models with and without flow are used in many physical applications. In particular, for the purpose of analysis, static plasma equilibrium systems are often considered. On one hand, static equilibrium equations are much simpler than dynamic ones, and yield to analytical techniques more easily; on the other hand, they are still nonlinear 3D models, which inherit many properties from full plasma equilibrium models. Static plasma equilibria, even in a simplified force-free (constant-pressure) setting, are used in astrophysical modelling.

The static MHD equilibrium equations are obtained directly as a static time-independent reduction of the full system of MHD equations (e.g. [1]). They have the form

$$\text{curl } \mathbf{B} \times \mathbf{B} = \text{grad } P, \quad \text{div } \mathbf{B} = 0. \quad (2.1)$$

Here  $\mathbf{B}$  is the vector of the magnetic field induction, and  $P$  is plasma pressure. The electric current density is given by  $\mathbf{J} = \text{curl } \mathbf{B}$ .

In all static isotropic plasma equilibria (2.1), the magnetic field  $\mathbf{B}$  is tangent to 2-dimensional magnetic surfaces  $\Psi(x, y, z) = \text{const}$  that span the plasma domain:  $\mathbf{B} \cdot \text{grad } \Psi = 0$ . The plasma pressure  $P = P(\Psi)$  is constant on magnetic surfaces. In a compact domain, magnetic surfaces are generally tori [23]. When magnetic field lines are closed loops or go to infinity, magnetic surfaces may not be uniquely defined, and one may specify  $\Psi(x, y, z) = \text{const}$  on each magnetic field line. The only possible case when magnetic surfaces do not exist is Beltrami-type configurations  $\text{curl } \mathbf{B} = \alpha \mathbf{B}$ ,  $\alpha = \text{const}$ .

We note the well-known equivalence between the static plasma equilibrium system (2.1) and the time-independent Euler's equations of inviscid fluid motion

$$(\mathbf{v} \cdot \text{grad}) \mathbf{v} = -\text{grad } \pi, \quad \text{div } \mathbf{v} = 0, \quad (2.2)$$

with velocity  $\mathbf{v} = \mathbf{B}$ , pressure  $\pi = P_0 - P - \frac{|\mathbf{B}|^2}{2}$ , and constant density  $\rho = 1$  (more generally,  $\rho = \rho(\pi)$ ).

The static time-independent equilibrium of *anisotropic* plasmas is a similar reduction of the CGL equations [2, 20, 24]

$$(1 - \tau) \text{curl } \mathbf{B} \times \mathbf{B} = \text{grad } p_{\perp} + \tau \text{grad } \frac{|\mathbf{B}|^2}{2} + \mathbf{B}(\mathbf{B} \cdot \text{grad } \tau), \quad \text{div } \mathbf{B} = 0. \quad (2.3)$$

Here  $\tau$  is the anisotropy factor, and pressure  $\mathbb{P}$  is a symmetric tensor with two independent parameters  $p_{\parallel}, p_{\perp}$ :

$$\tau = \frac{p_{\parallel} - p_{\perp}}{|\mathbf{B}|^2}, \quad \mathbb{P} = p_{\perp} \mathbb{I} + \frac{p_{\parallel} - p_{\perp}}{|\mathbf{B}|^2} \mathbf{B} \otimes \mathbf{B}, \quad (2.4)$$

where  $\mathbb{I} = \text{diag}(1, 1, 1)$  is the identity tensor in  $\mathbb{R}^3$ .

Equations (2.3) describe equilibria of strongly magnetized or rarified plasmas;  $p_{\parallel}$  denotes pressure along the strong magnetic field  $\mathbf{B}$ , and  $p_{\perp}$  is pressure in the transverse direction. Unlike static isotropic plasma equilibria, anisotropic plasmas described by (2.3) in general do not possess 2D magnetic surfaces.

**Remark 1.** Static plasma equilibrium systems (2.1) and (2.3) arise from Boltzmann and Maxwell equations under essentially different isotropy assumptions [2, 25, 26]. In particular, the isotropic model (2.1) was derived from Boltzmann equation using expansion in powers of mean free path, while for the anisotropic model the expansion in powers of ion Larmor radius was used, which implies  $p_{\parallel} \neq p_{\perp}$ . However it is easy to see that for  $\tau = 0$  equations (2.1) and (2.3) coincide.

Closure of the anisotropic equilibrium system (2.3) requires an equation of state. Note that dynamic equations of state, such as “double-adiabatic” equations

$$\frac{d}{dt} \left( \frac{p_{\perp}}{\rho |\mathbf{B}|} \right) = \frac{d}{dt} \left( \frac{p_{\parallel} |\mathbf{B}|^2}{\rho^3} \right) = 0$$

suggested in the original CGL paper [2], cannot be used since they vanish identically for all static equilibria. In this paper we use the equation of state [20]

$$\mathbf{B} \cdot \text{grad } \tau = 0, \quad (2.5)$$

which implies that the anisotropy factor  $\tau$  is constant on magnetic surfaces (more generally, on magnetic field lines). Below we show that the relation (2.5) can be rewritten in a form (2.8) that is

similar to the equation of state used in numerical modeling of anisotropic magnetosheath plasma in the CGL approximation [27] (see also [12]).

In Sections 3 and 5, we classify and compare point symmetries and conservation laws admitted by the isotropic (MHD) static plasma equilibrium model (2.1) and the anisotropic (CGL) model (2.3) with the equation of state (2.5). The point symmetry classification of the anisotropic model is found to differ from that of the isotropic model by only one symmetry generator  $Y_\infty$  (3.11) depending on an arbitrary function defined on magnetic surfaces, which describes *infinite symmetries* admitted by the anisotropic system (2.3),(2.5).

Since any solution  $(\mathbf{B}, P)$  of static isotropic (MHD) equilibrium is automatically a solution  $(\mathbf{B}, p_\perp, \tau) = (\mathbf{B}, P, 0)$  of the static anisotropic (CGL) system (2.3),(2.5). The infinite symmetries  $Y_\infty$  map each MHD equilibrium solution into a continuum of CGL equilibria. This suggests that a direct relation may exist between the two static plasma equilibrium systems. Comparison of multipliers and fluxes of conservation laws admitted by the two plasma equilibrium systems (see Section 5) indicates the specific form of such a transformation: the isotropic equilibrium magnetic field  $\mathbf{B}$  should be proportional to  $\sqrt{1-\tau}\mathbf{B}$  of the anisotropic model. This leads to the following important theorem.

**Theorem 1.** *The static anisotropic (CGL) equilibrium system (2.3) with equation of state (2.5) can be written in the form*

$$\text{curl}(\sqrt{1-\tau}\mathbf{B}) \times (\sqrt{1-\tau}\mathbf{B}) = \text{grad } p, \quad (2.6)$$

$$\text{div}(\sqrt{1-\tau}\mathbf{B}) = 0, \quad (2.7)$$

$$\mathbf{B} \cdot \text{grad } \tau = 0,$$

where  $p = p_\perp + \frac{1}{2}\tau\mathbf{B}^2 = \frac{1}{2}(p_\parallel + p_\perp)$  is the mean pressure of anisotropic plasma configuration. This form of the static anisotropic (CGL) equilibrium system (2.3), (2.5) is equivalent to the static isotropic (MHD) equilibrium system (2.1) with pressure  $p$ , magnetic field  $\sqrt{1-\tau}\mathbf{B}$ , for any smooth function  $\tau$  constant on magnetic surfaces / magnetic field lines.

The proof proceeds by expanding (2.6), (2.7) using vector calculus identities.

**Corollary 1.** *The 3D domain of every static anisotropic (CGL) equilibrium plasma configuration is spanned by 2D magnetic surfaces*

$$\Psi(x, y, z) = \text{const}$$

(with the only possible exception being Beltrami-type configurations  $\text{curl } \sqrt{1-\tau}\mathbf{B} = \alpha\sqrt{1-\tau}\mathbf{B}$ ,  $\alpha = \text{const.}$ ) In particular, the mean pressure  $p = p(\Psi)$  and the anisotropy factor  $\tau = \tau(\Psi)$  are constant on magnetic surfaces.

If magnetic surfaces are not uniquely defined (magnetic field lines are closed loops or go to infinity),  $\Psi(x, y, z)$  can have a different constant value on every magnetic field line.

This corollary follows from the equivalence of the equations (2.6) to the static MHD system (2.1), for which this result is well-known.

We also note that since  $\tau = \tau(\Psi)$ , the equation of state (2.5) can be rewritten as

$$p_\perp/p_\parallel = 1 - (\tau(\Psi)|\mathbf{B}|^2/p_\parallel). \quad (2.8)$$

### 3 Point symmetries of plasma equilibrium models

We will classify all point symmetries admitted by static isotropic (MHD) and anisotropic (CGL) systems. In particular, we seek Lie groups of point symmetries admitted by the system (2.1)

$$\begin{aligned} \mathbf{x}' &= \mathbf{x} + \epsilon \boldsymbol{\xi}(\mathbf{x}, \mathbf{B}, P) + O(\epsilon^2), \\ \mathbf{B}' &= \mathbf{B} + \epsilon \boldsymbol{\eta}(\mathbf{x}, \mathbf{B}, P) + O(\epsilon^2), \\ P' &= P + \epsilon \sigma(\mathbf{x}, \mathbf{B}, P) + O(\epsilon^2) \end{aligned} \quad (3.1)$$

with corresponding infinitesimal generator

$$X = \boldsymbol{\xi} \lrcorner \frac{\partial}{\partial \mathbf{x}} + \boldsymbol{\eta} \lrcorner \frac{\partial}{\partial \mathbf{B}} + \sigma \frac{\partial}{\partial P}, \quad (3.2)$$

where the hook denotes summation over vector components. Symmetry components  $(\boldsymbol{\xi}, \boldsymbol{\eta}, \sigma)$  satisfy determining equations given by the invariance of the solution set  $(\mathbf{B}(\mathbf{x}), P(\mathbf{x}))$  under  $X$ :

$$\begin{aligned} \text{curl } \mathbf{B} \times (\boldsymbol{\eta} - (\boldsymbol{\xi} \cdot \text{grad})\mathbf{B}) + \text{curl } (\boldsymbol{\eta} - (\boldsymbol{\xi} \cdot \text{grad})\mathbf{B}) \times \mathbf{B} &= \text{grad } (\sigma - (\boldsymbol{\xi} \cdot \text{grad})P), \\ \text{div } (\boldsymbol{\eta} - (\boldsymbol{\xi} \cdot \text{grad})\mathbf{B}) &= 0 \end{aligned} \quad (3.3)$$

holding for all static equilibria satisfying (2.1).

Similarly, a symmetry generator of static anisotropic equilibrium system (2.3), (2.5) has the form

$$Y = \boldsymbol{\xi} \lrcorner \frac{\partial}{\partial \mathbf{x}} + \boldsymbol{\eta} \lrcorner \frac{\partial}{\partial \mathbf{B}} + \sigma_{\perp} \frac{\partial}{\partial p_{\perp}} + \nu \frac{\partial}{\partial \tau} \quad (3.4)$$

whose components  $(\boldsymbol{\xi}, \boldsymbol{\eta}, \sigma_{\perp}, \nu)$  are found from corresponding determining equations that state the invariance of the solution set of the equations (2.3), (2.5) under the action of  $Y$  (3.4).

#### 3.1 Point symmetries of static MHD and CGL plasma equilibrium systems

The following theorems describe all Lie point symmetries of static isotropic and anisotropic plasma equilibrium PDE systems. The proofs are computational and consist of applying Lie's algorithm [13, 14] for solving the determining equations (3.3) and their counterpart for the anisotropic case.

**Theorem 2** (Point symmetries of static MHD equations). *The point symmetries admitted by the static isotropic plasma equilibrium system (2.1) form a nine-dimensional Lie algebra with the following generators:*

- *Killing symmetries (translations and rotations)*

$$X_K = \boldsymbol{\zeta} \lrcorner \frac{\partial}{\partial \mathbf{x}} + (\mathbf{B} \cdot \text{grad}) \boldsymbol{\zeta} \lrcorner \frac{\partial}{\partial \mathbf{B}}; \quad (3.5)$$

- *Scalings and dilations*

$$X_S = \mathbf{B} \lrcorner \frac{\partial}{\partial \mathbf{B}} + 2P \frac{\partial}{\partial P}, \quad X_D = \mathbf{x} \lrcorner \frac{\partial}{\partial \mathbf{x}}; \quad (3.6)$$

- *Pressure shifts*

$$X_P = \frac{\partial}{\partial P}. \quad (3.7)$$

Here  $\boldsymbol{\zeta} = \mathbf{a} + \mathbf{b} \times \mathbf{x}$  is a Euclidean Killing vector;  $\mathbf{a}, \mathbf{b} \in \mathbb{R}^3$  are constant vectors.

**Theorem 3** (Point symmetries of static CGL equations). *The static anisotropic plasma equilibrium system (2.3) with equation of state (2.5) admits an infinite-dimensional symmetry algebra spanned by the following generators:*

- *Killing symmetries (translations and rotations)*

$$Y_K = \boldsymbol{\zeta} \lrcorner \frac{\partial}{\partial \mathbf{x}} + (\mathbf{B} \cdot \text{grad}) \boldsymbol{\zeta} \lrcorner \frac{\partial}{\partial \mathbf{B}}; \quad (3.8)$$

- *Scalings and dilations*

$$Y_S = \mathbf{B} \lrcorner \frac{\partial}{\partial \mathbf{B}} + 2p_\perp \frac{\partial}{\partial p_\perp}, \quad Y_D = \mathbf{x} \lrcorner \frac{\partial}{\partial \mathbf{x}}; \quad (3.9)$$

- *Pressure shifts*

$$Y_P = \frac{\partial}{\partial p_\perp}; \quad (3.10)$$

- *Infinite-dimensional transformations*

$$Y_\infty = f \mathbf{B} \lrcorner \frac{\partial}{\partial \mathbf{B}} - f |\mathbf{B}|^2 \frac{\partial}{\partial p_\perp} + 2f(1 - \tau) \frac{\partial}{\partial p_\perp}. \quad (3.11)$$

Here  $\boldsymbol{\zeta} = \mathbf{a} + \mathbf{b} \times \mathbf{x}$  is a Euclidean Killing vector ( $\mathbf{a}, \mathbf{b} \in \mathbb{R}^3$  are arbitrary constant vectors), and  $f = f(p, \tau)$  is an arbitrary smooth function ( $p = p_\perp + \tau \frac{|\mathbf{B}|^2}{2}$  is the mean pressure of anisotropic plasma configuration).

The point symmetry classifications of the static MHD and CGL equilibrium systems presented in Theorems 2 and 3 coincide except for the infinite symmetries  $Y_\infty$  (3.11) of the CGL system. The existence of these infinite symmetries underlies the equivalence of the static MHD and CGL equilibrium systems stated in Theorem 1. Corollary 1 of Theorem 1, in turn, leads to the following clarification of the form of arbitrary function in the infinite symmetry generator  $Y_\infty$ .

**Corollary 2.** *The arbitrary function  $f = f(p, \tau)$  in infinite symmetries (3.11) of CGL equilibrium equations can be expressed as a function  $f = f(\Psi)$  of a single variable  $\Psi = \Psi(\mathbf{x})$  which enumerates magnetic surfaces (or, in general, magnetic field lines) of the original plasma configuration.*

### 3.2 Finite form and other properties of symmetry transformations

Using a standard reconstruction formula (Lie's First Theorem) [13,14], we find the global Lie groups of point transformation groups corresponding to symmetry generators (3.5) - (3.11).

1. Translations ( $X_K, Y_K$ ):

$$\mathbf{x}' = \mathbf{x} + \mathbf{a} \quad (\mathbf{a} = (a_1, a_2, a_3) \in \mathbb{R}^3).$$

2. Rotations ( $X_K, Y_K$ ), parameterized, for example, by Euler angles  $\phi, \theta, \psi$ :

$$\mathbf{x}' = A_3 A_2 A_1 \mathbf{x}; \quad \mathbf{B}'(\mathbf{x}') = A_3 A_2 A_1 \mathbf{B}(\mathbf{x}),$$

$$A_1 = \begin{pmatrix} \cos \phi & \sin \phi & 0 \\ -\sin \phi & \cos \phi & 0 \\ 0 & 0 & 1 \end{pmatrix}; \quad A_2 = \begin{pmatrix} 1 & 0 & 0 \\ 0 & \cos \theta & \sin \theta \\ 0 & -\sin \theta & \cos \theta \end{pmatrix}; \quad A_3 = \begin{pmatrix} \cos \psi & \sin \psi & 0 \\ -\sin \psi & \cos \psi & 0 \\ 0 & 0 & 1 \end{pmatrix}.$$

3. Scalings  $(X_S, Y_S)$ :

$$\mathbf{B}' = a_4 \mathbf{B}, \quad \mathcal{P}' = 2a_4 \mathcal{P} \quad (a_4 \in \mathbb{R}).$$

( $\mathcal{P} = P$  or  $p_\perp$  for MHD and CGL respectively.)

4. Dilations  $(X_D, Y_D)$ :

$$\mathbf{x}' = a_5 \mathbf{x} \quad (a_5 \in \mathbb{R}).$$

5. Pressure shifts  $(X_P, Y_P)$ :

$$\mathcal{P}' = \mathcal{P} + a_6 \quad (a_6 \in \mathbb{R}).$$

( $\mathcal{P} = P$  or  $p_\perp$  for MHD and CGL respectively.)

6. Infinite-dimensional transformations  $(Y_\infty, \text{anisotropic equilibria only})$ :

$$\begin{aligned} \mathbf{B}' &= M(\Psi) \mathbf{B}, \quad \tau' = 1 - (1 - \tau)M^{-2}(\Psi), \\ p'_\perp &= p_\perp + \frac{\mathbf{B}^2 - (\mathbf{B}')^2}{2}, \quad p'_\parallel = p'_\perp + (\mathbf{B}')^2 \left( 1 - \left( 1 - \frac{p_\parallel - p_\perp}{\mathbf{B}^2} \right) M^{-2}(\Psi) \right), \end{aligned} \quad (3.12)$$

where  $\Psi$  is a function enumerating magnetic surfaces (more generally, magnetic field lines) of the original plasma configuration  $(\mathbf{B}, p_\perp, p_\parallel)$ , and the arbitrary function  $M(\Psi)$  is related to the function  $f(p, \tau) = f(\Psi)$  in (3.11).

It is easy to see why no infinite transformations similar to  $Y_\infty$  are admitted by the static isotropic plasma equilibrium system (2.1), in spite of the equivalence (Theorem 1) between the isotropic and anisotropic systems. Indeed, from (3.12) it directly follows that for anisotropic equilibria, quantities  $\sqrt{1 - \tau} \mathbf{B}$  and  $p_\perp + \frac{1}{2} \tau \mathbf{B}^2$  are invariant with respect to  $Y_\infty$ . Hence, according to the relations (2.6), (2.7), these infinite symmetries correspond to the *identity transformation* for isotropic plasma equilibria.

The structure and properties of infinite transformations (3.12) and resulting families of solutions are discussed below.

### 3.3 Properties of the infinite symmetries (3.12) of the static CGL system

The infinite symmetries (3.11), (3.12) of the static CGL system constitute a subgroup of the infinite-dimensional symmetry group  $G$  of dynamic CGL equilibrium system found in [20], and share many of their properties.

**(i) Structure of the arbitrary function.** The transformations (3.12) depend on the topology of the solution they are applied to, namely, on the set of magnetic field lines  $\Psi = \text{const.}$  In the following topologies of the initial solution, the domain of the function  $\Psi = \Psi(\mathbf{x})$  is evident:

1. The lines of magnetic field  $\mathbf{B}$  are closed loops or go to infinity. Then the function  $\Psi(\mathbf{x})$  is constant on each magnetic field line.
2. The magnetic field lines are dense on 2D magnetic surfaces spanning the plasma domain  $\mathcal{D}$ . Then the function  $\Psi(\mathbf{x})$  has a constant value in on each magnetic surface, and is generally a function defined on a *cellular complex* (a combination of 1-dimensional and 2-dimensional sets) determined by the topology of the initial solution  $\{\mathbf{B}, p_\perp, p_\parallel\}$ .
3. The magnetic field lines are dense in some 3D domain  $\mathcal{D}$ . Then the function  $\Psi(\mathbf{x})$  is constant in  $\mathcal{D}$ .



(ii) **Topology, boundary conditions, and physical properties.** From (3.12) it is evident that  $\mathbf{B}' \parallel \mathbf{B}$ , thus magnetic field lines of the original plasma configuration  $\{\mathbf{B}, p_\perp, p_\parallel\}$  are retained by the transformed solutions  $\{\mathbf{B}', p'_\perp, p'_\parallel\}$ . Therefore usual plasma equilibrium boundary conditions of the type  $\mathbf{n} \cdot \mathbf{B}|_{\partial\mathcal{D}} = 0$  ( $\mathbf{n}$  is a normal to the boundary  $\partial\mathcal{D}$  of the plasma domain) are preserved.

If the free function  $M(\Psi)$  is separated from zero, the transformed solutions retain the boundedness of the original solution; the same is true about the magnetic energy  $\mathbf{B}^2/2$ . For models in infinite domains, the free function must be chosen so that new solutions  $\{\mathbf{B}, p_\perp, p_\parallel\}$  have proper asymptotic behaviour at  $|\mathbf{x}| \rightarrow \infty$ .

(iii) **Stability of new solutions.** No general stability criterion is available for MHD or CGL equilibria. However, several explicit instability criteria are known. In particular, under the assumption of double-adiabatic behaviour of plasma [2] the condition for the fire-hose instability is [28]

$$p_\parallel - p_\perp > \mathbf{B}^2, \quad (3.13)$$

or, equivalently,  $\tau > 1$ . According to (3.12), we have

$$1 - \tau_1 = (1 - \tau)/M^2(\Psi),$$

hence the infinite transformations (3.12) *do not change fire-hose stability/instability of the original plasma configuration*.

The mirror instability [28] occurs when

$$p_\perp \left( \frac{p_\perp}{6p_\parallel} - 1 \right) > \frac{\mathbf{B}^2}{2}. \quad (3.14)$$

It can be shown that for every initial configuration  $\{\mathbf{B}, p_\perp, p_\parallel\}$ , there exists a nonempty range of values which  $M(\Psi)$  may take so that the mirror instability does not occur. The proof is parallel to that in [20].

(iv) **Symmetry group structure.** We consider the set  $G_C$  of all transformations (3.12) with smooth  $M(\Psi)$ . Each such transformation is uniquely defined by a pair  $\{\alpha, H(\Psi)\}$ :

$$M(\Psi) = \alpha \exp(H(\Psi)), \quad \alpha = \pm 1.$$

The composition of two transformations  $(\alpha, H(\Psi))$  and  $(\beta, K(\Psi))$  is equivalent to a commutative group multiplication

$$(\alpha, H) \cdot (\beta, K) = (\alpha\beta, H + K),$$

and the inverse  $(\alpha, H)^{-1} = (\alpha, -H)$ . The group unity is  $e = (1, 0)$ . Thus  $G_C$  is an abelian group

$$G_C = A_\Psi \oplus Z_2 \quad (3.15)$$

with two connected components;  $A_\Psi$  is the additive abelian group of smooth functions in  $\mathbb{R}^3$  that are constant on magnetic field lines of a given static CGL configuration.

## 4 Construction of anisotropic plasma equilibria

In this section, we show how the infinite group of transformations (3.12) is used to construct families of anisotropic (CGL) plasma equilibria from a single known exact static CGL or MHD solution.



## 4.1 Construction of general 3D anisotropic plasma equilibria

**Theorem 4** (Construction of anisotropic plasma equilibria). *For any given solution  $\{\mathbf{B}, p_\perp, p_\parallel\}$  of the static anisotropic (CGL) plasma equilibrium equations (2.3), (2.5), or any given solution  $\{\mathbf{B}, P\}$  of the static isotropic (MHD) plasma equilibrium equations (2.1), there exists an infinite family of anisotropic (CGL) plasma equilibrium solutions given by (3.12) depending on an arbitrary function of one variable. The infinite family of solutions has the same set of magnetic field lines as the original solution.*

This theorem follows directly from Theorem 1 and infinite transformations (3.12).

In particular, for any given solution  $\{\mathbf{B}, P\}$  of the static isotropic (MHD) plasma equilibrium equations (2.1), from (3.12) we see that the corresponding infinite family of anisotropic (CGL) plasma equilibrium solutions  $\{\mathbf{B}', p'_\perp, p'_\parallel\}$  is given by

$$\begin{aligned} \mathbf{B}' &= M(\Psi) \mathbf{B}, \quad \tau' = 1 - M^{-2}(\Psi), \\ p'_\perp &= P_1 + P + \frac{1}{2} \mathbf{B}^2 (1 - M^2(\Psi)), \quad p'_\parallel = P_1 + P - \frac{1}{2} \mathbf{B}^2 (1 - M^2(\Psi)), \end{aligned} \quad (4.1)$$

where  $P_1$  is an arbitrary constant,  $M(\Psi)$  is an arbitrary smooth function, and  $\Psi = \Psi(\mathbf{x})$  enumerates magnetic surfaces (or, in general, magnetic field lines) of the original isotropic plasma configuration.

## 4.2 Axially and helically symmetric anisotropic plasma equilibria

**(i) Grad-Shafranov equation.** Bragg and Hawthorne [4] in 1950, and Grad and Rubin [5] and Shafranov [6] in 1958, have shown that the static isotropic (MHD) system (2.1) with axial symmetry (independent of the polar angle  $\phi$ ) is equivalent to one scalar equation, called Bragg-Hawthorne or *Grad-Shafranov* equation (GS):

$$\Psi_{rr} - \frac{\Psi_r}{r} + \Psi_{zz} + I(\Psi)I'(\Psi) = -r^2 P'(\Psi), \quad (4.2)$$

Here  $(r, \phi, z)$  are cylindrical coordinates,  $\Psi(r, z)$  the unknown flux function (the function enumerating magnetic surfaces), and pressure  $P(\Psi)$  and function  $I(\Psi)$  (related to poloidal magnetic field) is an arbitrary function. Primes denote derivatives.

The expression for the magnetic field  $\mathbf{B}$  is

$$\mathbf{B} = \frac{\Psi_z}{r} \mathbf{e}_r + \frac{I(\Psi)}{r} \mathbf{e}_\phi - \frac{\Psi_r}{r} \mathbf{e}_z. \quad (4.3)$$

**(ii) JFKO equation.** Another reduction of static isotropic plasma equilibrium equations (2.1) describes *helically symmetric* plasma equilibrium configurations, i.e. configurations invariant with respect to the helical transformations

$$z \rightarrow z + \gamma h, \quad \phi \rightarrow \phi + h, \quad r \rightarrow r.$$

Equations (2.1) in helical symmetry also reduce to one equation (Johnson-Frieman-Kruskal-Oberman, or *JFKO* equation [7]) for one unknown function  $\Psi(r, u)$ , where  $u = z - \gamma\phi$  is the helical coordinate, and  $\gamma = \text{const} \neq 0$ :

$$\frac{\Psi_{uu}}{r^2} + \frac{1}{r} \left[ \frac{r}{r^2 + \gamma^2} \Psi_r \right]_r + \frac{I(\Psi)I'(\Psi)}{r^2 + \gamma^2} + \frac{2\gamma I(\Psi)}{(r^2 + \gamma^2)^2} = -\mu P'(\Psi). \quad (4.4)$$

At  $\gamma = 0$ , (4.4) reduces to the GS equation (4.2). Again magnetic surfaces are given by  $\Psi(r, z) = \text{const}$ , and  $P(\Psi)$  is plasma pressure. The helically symmetric magnetic field is given by

$$\mathbf{B} = \frac{\Psi_u}{r} \mathbf{e}_r + B_\phi \mathbf{e}_\phi + B_z \mathbf{e}_z, \quad B_\phi = \frac{rI(\Psi) + \gamma\Psi_r}{r^2 + \gamma^2}, \quad B_z = \frac{\gamma I(\Psi) - r\Psi_r}{r^2 + \gamma^2}. \quad (4.5)$$

**(iii) Axially and helically symmetric anisotropic (CGL) plasma equilibria.** Though an analogue of the GS equation exists for anisotropic (CGL) plasmas [29], this equation is so complicated compared to the original GS equation, that using it for finding exact solutions is impractical.

A practical way of obtaining families of axially and helically symmetric anisotropic plasma configurations (2.3) is through the application of apply transformations (4.1) to known exact solutions of conventional GS or JFKE equations (many of such solutions are known in literature, see e.g. [8, 9, 11]). For a given axially or helically symmetric isotropic (MHD) plasma equilibrium  $(\mathbf{B}, P)$  in a domain  $\mathcal{D}$ , transformations (4.1) yield a family of anisotropic (CGL) equilibria. This family of solutions involves an arbitrary function  $M(\Psi)$  defined, in general, on a cellular complex, as follows (see Section 3.3, part (i)):

- In parts of the plasma domain  $\mathcal{D}$  where magnetic field lines are dense on closed 2D magnetic surfaces,  $M(\Psi)$  is a function of one variable  $\Psi$  enumerating magnetic surfaces;
- In parts of  $\mathcal{D}$  where magnetic field lines of the given MHD equilibrium are closed loops or go to infinity, values of  $M(\Psi)$  can be chosen independently on each magnetic field line, i.e.  $M(\Psi)$  is a function of two transverse coordinates.

In particular, starting from an axially (helically) symmetric isotropic plasma equilibrium (2.1), one may obtain a family of axially (helically) symmetric anisotropic plasma equilibria (2.3), taking in (4.1)  $M = M(\Psi)$ , where  $\Psi$  is the flux function solving the GS (JFKE) equation. Moreover, if the given isotropic plasma equilibrium has magnetic field lines that are closed loops or go to infinity, one may also obtain a wider class of anisotropic plasma equilibria (2.3), by choosing the value of the arbitrary functions  $M(\Psi)$  in (4.1) separately on every field line. In this case, the resulting anisotropic equilibria may have no geometrical symmetries (*symmetry breaking*).

### 4.3 Example of an exact solution: an anisotropic plasma vortex.

In [10], Bobnev derived a localized vortex-like solution to the static isotropic MHD equilibrium system (2.1) in 3D space. The solution is presented in spherical coordinates  $(\rho, \theta, \phi)$  and is axially symmetric, i.e. independent of the polar variable  $\phi$ .<sup>1</sup>

The solution has the form

$$\mathbf{B} = \mathbf{e}_\rho V(\rho) \cos \theta + \mathbf{e}_\theta W(\rho) \sin \theta + \mathbf{e}_\phi U(\rho) \sin \theta, \quad P = P_0 - p(\rho) \sin^2 \theta, \quad (4.6)$$

---

<sup>1</sup>Bobnev's solution was found by an *ad hoc* method without using the GS equation. Since the solution is axially symmetric, it corresponds to some flux function  $\Psi(r, z)$  that satisfies the GS equation. However, the explicit form of such flux function is not known.

where

$$\begin{aligned}
U(\rho) &= \lambda_n \rho V(\rho), \quad p(\rho) = \gamma \rho^2 V(\rho), \quad W(\rho) = -V(\rho) - \rho V'(\rho)/2, \\
V(\rho) &= B_0 \frac{V_0(2\lambda_n \rho) - V_0(2\lambda_n R)}{1 - V_0(2\lambda_n R)}, \\
V_0(x) &\equiv 3 \left( \frac{\sin x}{x^3} - \frac{\cos x}{x^2} \right), \\
\gamma &= B_0 \frac{V_0(2\lambda_n R)}{1 - V_0(2\lambda_n R)} = \text{const}, \quad B_0, P_0 = \text{const}.
\end{aligned} \tag{4.7}$$

Here  $\lambda_n$ ,  $n = 1, 2, \dots$  is any member of the countable set of solutions of the equation

$$(3 - 4R^2\lambda_n^2) \sin(2R\lambda_n) - 6R\lambda_n \cos(2R\lambda_n) = 0, \quad R = \text{const}. \tag{4.8}$$

(In particular,  $R\lambda_1 \approx 2.882$ ,  $R\lambda_2 \approx 4.548$ ,  $R\lambda_3 \approx 6.161$ .)

Bobnev's solution satisfies boundary conditions

$$\mathbf{B}|_{\rho=R} = 0, \quad P|_{\rho=R} = P_0, \quad \mathbf{B}|_{\rho=0} = B_0 \mathbf{e}_z, \tag{4.9}$$

i.e. the domain  $W \in \mathbb{R}^3$  where the magnetic field is nonzero is a sphere of radius  $R$ . The pressure outside of  $W$  is constant:  $P = P_0$ . The magnetic surfaces  $\Psi = \text{const}$  inside  $W$  are families of nested tori of non-circular section, separated by spherical separatrices on which the pressure is  $P = P_0 = \text{const}$ ; the number and mutual position of the families depends on the choice of value of  $R, \lambda_n$ .

We take  $R = 1$ ,  $\lambda = \lambda_3 \approx 6.161$ ,  $B_0 = 100$ , and  $P_0 = 4500$ , and find  $\gamma \approx -72.831$ . Magnetic surfaces  $P = \text{const}$  and levels of constant magnetic energy density  $\mathbf{B}^2/2 = \text{const}$  (with  $P$  and  $\mathbf{B}$  given by (4.6)) are shown in Figure 1 A, B respectively. The spherical separatrix magnetic surfaces have approximate radii  $\rho_1 \approx 0.376$ ,  $\rho_2 \approx 0.597$ .

We apply transformations (4.1) to this isotropic (MHD) solution, using the arbitrary function

$$M(\Psi) = 1 + \frac{\Psi}{\Psi_1} \sin \left( \frac{\Psi}{\Psi_2} \right), \quad \Psi_1, \Psi_2 = \text{const}, \tag{4.10}$$

which is constant on the magnetic surfaces of the original static MHD configuration given by (4.6). The arbitrary constants  $\Psi_1, \Psi_2$  are chosen so that  $M(\Psi)$  is separated from zero. [In the particular example below, we take  $\Psi_1 = 200$ ,  $\Psi_2 = 60$ .] As the result, we obtain an *explicit anisotropic (CGL) plasma equilibrium configuration*  $\{\mathbf{B}', p'_\perp, p'_\parallel\}$  given by (4.1), with the same set of magnetic surfaces. The anisotropic pressure components  $p'_\perp, p'_\parallel$  are no longer constant on these surfaces. Contour plots of  $p'_\perp, p'_\parallel$ , and their profile along the radius of the vortex in the direction perpendicular to  $z$ , are shown in Figure 2.

Figure 3(A) shows profiles of magnetic energy densities  $E = \mathbf{B}^2/B_0^2$  and  $E' = \mathbf{B}'^2/B_0^2$  of the original isotropic and the new anisotropic plasma vortex respectively. Figure 3 (B) shows profiles of normalized anisotropic pressure components  $p_\perp/B_0^2, p_\parallel/B_0^2$  along the radius of the spherical vortex in the direction perpendicular to the axis of symmetry  $z$ .

The presented solution is an explicit example of a physically meaningful axisymmetric static anisotropic plasma equilibrium configuration in 3D space, arising from the model (2.3), (2.5). This solution is regular in the whole domain (a ball of unit radius) and satisfies boundary conditions

$$\mathbf{B}'|_{\rho=1} = 0, \quad p'_\perp|_{\rho=1} = p'_\parallel|_{\rho=1} = \text{const}.$$

The solution describes a static anisotropic plasma vortex confined by external gas pressure. Other choices of the arbitrary function  $M(\Psi)$  lead to different resulting anisotropic configurations.

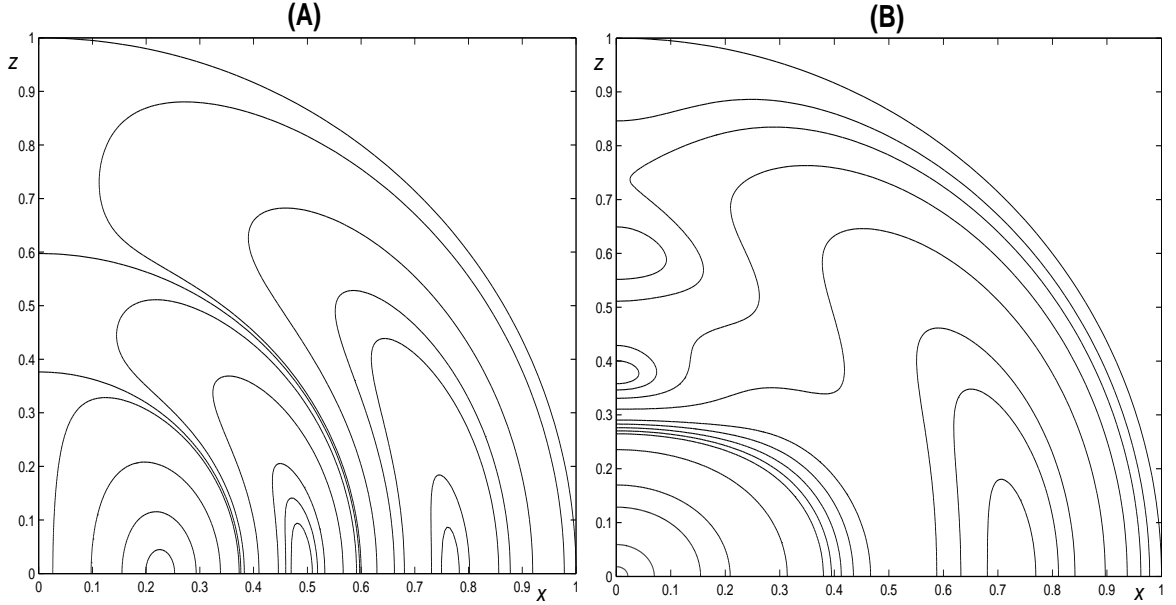


Figure 1: Magnetic surfaces  $P = \text{const}$  (A) and levels of constant magnetic energy density  $\mathbf{B}^2/2 = \text{const}$  (B) in the static isotropic magnetic vortex (4.6) ( $R = 1, \lambda = \lambda_3 \approx 6.161$ ,  $B_0 = 100$ , and  $P_0 = 4500$ ). Here  $z$  is the symmetry axis, and  $x$  is the radial axis.

## 5 Conservation law analysis of static MHD and CGL equations

### 5.1 Construction and interpretation of conservation laws

A local conservation law is a continuity equation

$$\partial_t \Phi^0 + \text{div } \Phi = 0 \quad (5.1)$$

holding locally in 3D space for some physical variable. For dynamical plasma equations, one basic example is conservation of mass where  $\Phi^0 = \rho$  is mass density and  $\Phi = \rho \mathbf{v}$  is momentum vector density in terms of the fluid velocity  $\mathbf{v}$ . When static equilibria are considered, such conserved densities  $\Phi^0$  are manifestly time-independent,  $\partial_t \Phi^0 = 0$ , while the associated flux vectors  $\Phi$  are divergence free,  $\text{div } \Phi = 0$ . In general, a local conservation law of static MHD systems will be a vector density  $\Phi$  which depends on the spatial coordinates  $\mathbf{x}$ , pressure  $P$ , magnetic field  $\mathbf{B}$ , and their partial derivatives with respect to  $\mathbf{x}$ , such that it is divergence free for all static equilibria. Vector densities are physically trivial if they identically have the form of curls,  $\Phi = \text{curl } \Theta$ , when evaluated on static equilibria, with  $\Theta$  being a local function of the same variables as  $\Phi$ . A conservation law on static equilibria is thus nontrivial if  $\text{div } \Phi = 0$  holds essentially as a consequence of the static field equations. Conservation laws that differ by a trivial one are considered to be physically equivalent.

The integral of a static conservation law in any domain  $V$  in 3D space physically describes the net flux through the boundary  $\partial V$ . In particular, if  $V$  is a connected 3D region enclosed by a smooth closed surface  $S$ , then the net flux

$$\mathcal{F}(\Phi, S) = \oint_S \Phi \cdot d\mathbf{S} \quad (5.2)$$

through  $S$  vanishes on static equilibria, while non-vanishing flux in a static case would indicate the presence of a singularity inside  $V$ . More generally, this net flux is independent of  $S$ ,  $\mathcal{F}(\Phi, S_1) = \mathcal{F}(\Phi, S_2)$ , due to Gauss' divergence theorem  $\oint_{S_1} \Phi \cdot d\mathbf{S} - \oint_{S_2} \Phi \cdot d\mathbf{S} = \int_V \text{div } \Phi dV = 0$  where  $V$  is the region bounded by the two surfaces  $S_1, S_2$  in 3D space.

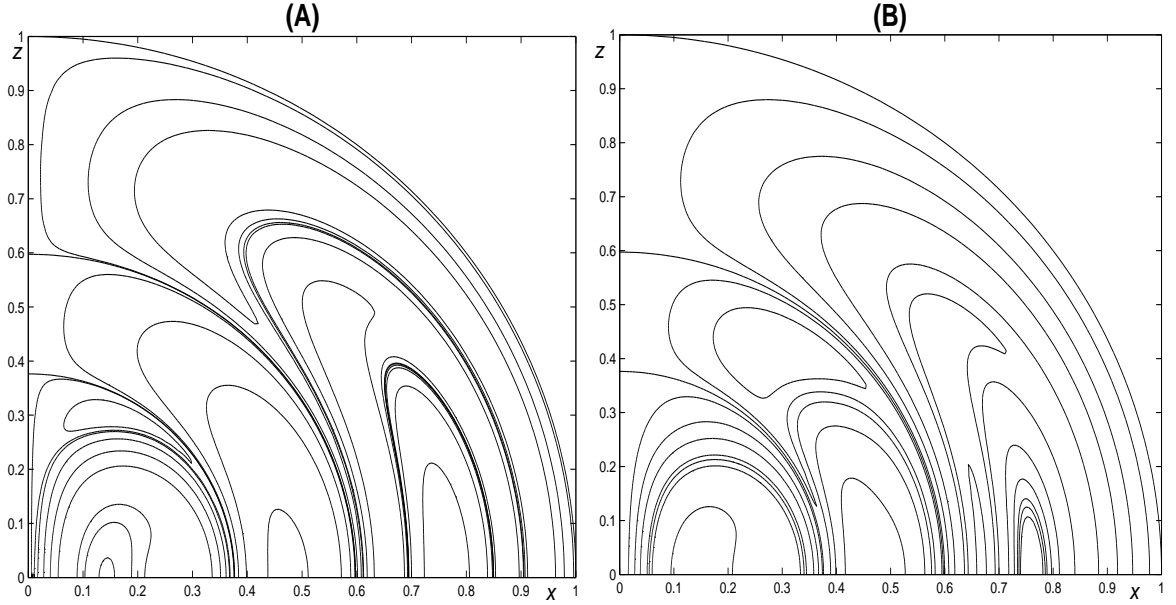


Figure 2: Surfaces of constant level of anisotropic plasma pressure components  $p_{\parallel}$  (A) and  $p_{\perp}$  (B) in an anisotropic vortex ( $R = 1$ ,  $\lambda = \lambda_3 \approx 6.161$ ,  $B_0 = 100$ , and  $P_0 = 4500$ ). Here  $z$  is the symmetry axis, and  $x$  is the radial axis.

There is a computational algorithm (Direct Construction Method) for finding conservation laws (5.1) [13, 19, 31]. For static MHD systems, it is outlined as follows. Because static MHD systems are Cauchy-Kovalevskaya type PDE systems (i.e. each system can be written in solved form with respect to a first partial derivative of any one spatial coordinate), all of their nontrivial conservation laws arise from multipliers whose summed product with the static field equations is identically a divergence. Specifically, for isotropic models without fluid flow as considered hereafter, multipliers  $\Gamma, \mathbf{\Lambda} = (\Lambda^1, \Lambda^2, \Lambda^3)$  are functions of the spatial coordinates  $\mathbf{x}$ , pressure  $P$ , magnetic field  $\mathbf{B}$ , and their partial derivatives with respect to  $\mathbf{x}$ , such that

$$\Gamma(\text{div } \mathbf{B}) + \mathbf{\Lambda} \cdot (\text{curl } \mathbf{B} \times \mathbf{B} - \text{grad } P) = \text{div } \Phi \quad (5.3)$$

holds identically (i.e. off of solutions).

Determining equations for multipliers can be obtained from the fact that divergences (5.3) are annihilated by variational derivatives (Euler operators) with respect to  $\mathbf{B}$  and  $P$ . In the simplest case of multipliers with no dependence on partial derivatives of  $\mathbf{B}$  and  $P$ , the determining equations are equivalent simply to the adjoint of the symmetry determining equations (3.3):

$$\text{div } \mathbf{\Lambda} = 0, \quad \text{grad } \Gamma = \mathbf{\Lambda} \times \mathbf{J} - \text{curl}(\mathbf{\Lambda} \times \mathbf{B}) \quad (5.4)$$

holding for all static equilibria. For  $\Gamma$  and  $\mathbf{\Lambda}$  depending on partial derivatives of  $\mathbf{B}$  and  $P$ , there are additional determining equations constructed from variational derivatives of the multipliers themselves. The complete system of multiplier determining equations can be solved by an analog of Lie's algorithm for solving the symmetry determining equations. When a set of multipliers is known, several approaches can be used to compute the flux vector  $\Phi$  (for a comparison, see [30]). In particular, there exists an integral formula involving a homotopy scaling of the field variables [18, 19]. Moreover, since the static MHD system (2.1) admits a scaling symmetry (3.6)a, the integral formula for  $\Phi$  can be replaced by a purely algebraic expression [31].

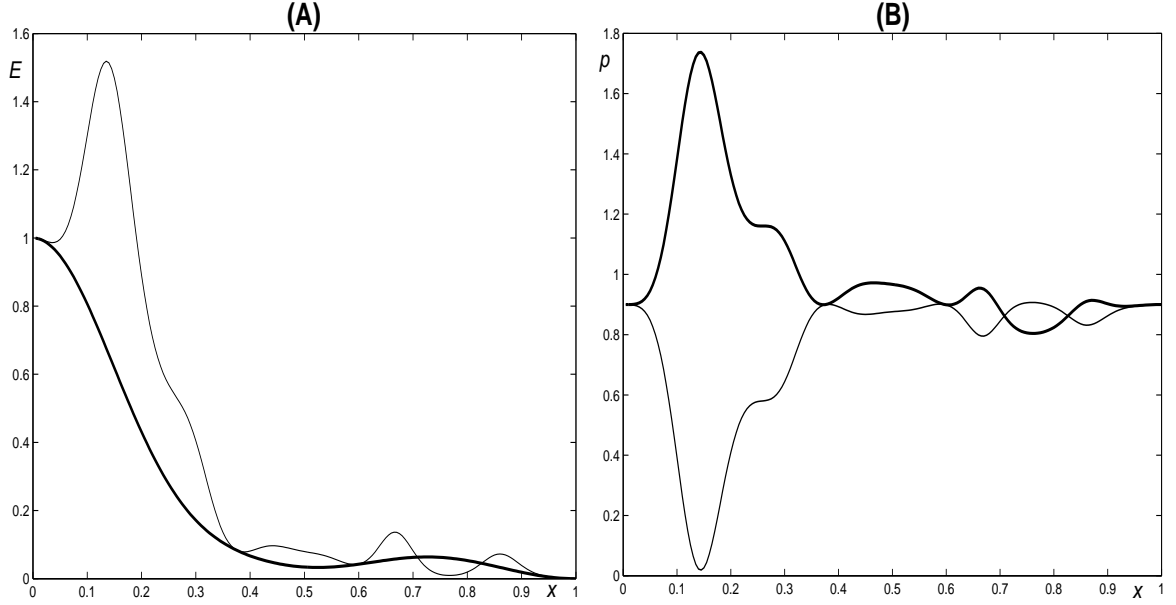


Figure 3: (A) Comparison of normalized energy densities  $E = \mathbf{B}^2/B_0^2$  (thick) and  $E' = (\mathbf{B}')^2/B_0^2$  (thin) for isotropic and anisotropic plasma vortex. (B) Comparison of normalized plasma pressure components  $p_{||}/B_0^2$  (thick) and  $p_{\perp}/B_0^2$  (thin) in an anisotropic vortex in the radial direction. The axis  $x$  is chosen in the radial direction perpendicular to symmetry axis  $z$ . Here  $R = 1$ ,  $\lambda = \lambda_3 \approx 6.161$ ,  $B_0 = 100$ , and  $P_0 = 4500$ .

## 5.2 Conservation laws of the static isotropic plasma equilibrium system

For static MHD equilibria (2.1), we will determine nontrivial conservation laws. In particular, we seek multipliers  $\Gamma$  and  $\mathbf{\Lambda}$ , such that the summed product of these multipliers with the static MHD equilibrium equations (2.1) yields a nontrivial divergence

$$\Gamma \operatorname{div} \mathbf{B} + \mathbf{\Lambda} \cdot (\operatorname{curl} \mathbf{B} \times \mathbf{B} - \operatorname{grad} P) = \operatorname{div} \Phi = 0 \quad (5.5)$$

which vanishes when evaluated on static equilibria. An application of the Direct Construction Method [19] leads to the following results.

**Theorem 5.** *The complete set of conservation laws admitted by the static isotropic plasma equilibrium system (2.1), for multipliers  $\Gamma, \mathbf{\Lambda}$  linear in first partial derivatives of  $(\mathbf{B}, P)$  and with otherwise arbitrary dependence on  $(\mathbf{x}, \mathbf{B}, P)$ , is given in Table 1.*

Table 1: Conservation laws (5.5) of the static isotropic (MHD) plasma equilibrium system (2.1)

#	Multipliers	Conservation law	Remarks
1	$\Gamma = \mathbf{B} \cdot \boldsymbol{\zeta}, \quad \mathbf{\Lambda} = \boldsymbol{\zeta}$	$\operatorname{div}(\boldsymbol{\zeta} \cdot \mathbf{T}) = 0$	Conservation of stress and angular stress, depending on a general Euclidean Killing vector $\boldsymbol{\zeta} = \mathbf{a} + \mathbf{b} \times \mathbf{x}$ , with $\mathbf{a}, \mathbf{b} \in \mathbb{R}^3$ constant vectors.
2	$\Gamma = f(P), \quad \mathbf{\Lambda} = -f'(P)\mathbf{B}$	$\operatorname{div}(f(P)\mathbf{B}) = 0$	Conservation of magnetic flux depending on an arbitrary function that is constant on magnetic surfaces, which reflects the fact that $P = \text{const}$ on magnetic surfaces.
3	$\Gamma = 0, \quad \mathbf{\Lambda} = f'(P)\mathbf{J}$	$\operatorname{div}(f(P)\mathbf{J}) = 0$	Generalized Kirchhoff's current law. Reflects the fact that plasma electric current density $\mathbf{J}$ is tangent to surfaces of constant pressure.

In Table 1, the symmetric conserved tensor  $\mathbb{T}$  is the sum of electromagnetic and fluid stress tensors:

$$\mathbb{T} = -\mathbf{B} \otimes \mathbf{B} + (P + \frac{1}{2}|\mathbf{B}|^2)\mathbb{I}. \quad (5.6)$$

The arbitrary function  $f(P)$  in conservation laws #2 and #3 has, in general, the form  $f = f(\Psi)$  given by an arbitrary function that is constant on magnetic field lines (and on magnetic surfaces, when they exist). Conservation law #3 involving plasma electric current has a corresponding counterpart reflecting conservation of vorticity in time-independent incompressible Euler equations of fluid motion (2.2).

### 5.3 Conservation laws of the static anisotropic plasma equilibrium system

For static anisotropic (CGL) equilibria (2.3), (2.5), we likewise determine multipliers  $\Pi$ ,  $\mathbf{\Omega}$ , and  $\Upsilon$ , such that their summed product with the corresponding equations (2.3), (2.5) is a nontrivial divergence:

$$\Pi \operatorname{div} \mathbf{B} + \mathbf{\Omega} \cdot \left( (1 - \tau) \operatorname{curl} \mathbf{B} \times \mathbf{B} - \operatorname{grad} p_{\perp} - \frac{1}{2} \tau \operatorname{grad} |\mathbf{B}|^2 \right) + \Upsilon (\mathbf{B} \cdot \operatorname{grad} \tau) = \operatorname{div} \Phi, \quad (5.7)$$

which vanishes on anisotropic static equilibria and thus yields a conservation law.

The following theorem is obtained by an application of the Direct Construction Method [19].

**Theorem 6.** *The complete set of conservation laws (5.7) admitted by the static anisotropic plasma equilibrium system (2.3), (2.5), for multipliers  $\Pi, \mathbf{\Omega}, \Upsilon$  linear in first partial derivatives of  $(\mathbf{B}, p_{\perp}, \tau)$  and with otherwise arbitrary dependence on  $(\mathbf{x}, \mathbf{B}, p_{\perp}, \tau)$ , is given in Table 2.*

Table 2: Conservation laws (5.7) of the static anisotropic (CGL) system (2.3), (2.5)

#	Multipliers	Conservation law	Remarks
1	$\Pi = (1 - \tau)(\mathbf{B} \cdot \boldsymbol{\zeta}),$ $\mathbf{\Omega} = \boldsymbol{\zeta},$ $\Upsilon = -\mathbf{B} \cdot \boldsymbol{\zeta}$	$\operatorname{div}(\boldsymbol{\zeta} \cdot \mathbb{S}) = 0,$	Conservation of stress and angular stress, depending on a general Euclidean Killing vector $\boldsymbol{\zeta} = \mathbf{a} + \mathbf{b} \times \mathbf{x}$ , with $\mathbf{a}, \mathbf{b} \in \mathbb{R}^3$ constant vectors.
2	$\Pi = f, \quad \mathbf{\Omega} = -f_p \mathbf{B},$ $\Upsilon = f_{\tau} + \frac{1}{2} f_p  \mathbf{B} ^2,$ $f = f(p, \tau)$	$\operatorname{div}(f(p, \tau) \mathbf{B}) = 0$	Conservation of magnetic flux depending on an arbitrary function that is constant on magnetic surfaces, which reflects the fact $p, \tau = \text{const}$ on magnetic surfaces.
3	$\Pi = 0, \quad \mathbf{\Omega} = f'(p) \mathbf{A},$ $\Upsilon = -\frac{1}{2} f'(p) \mathbf{A} \cdot \mathbf{B};$ here $\mathbf{A} = \operatorname{curl} \sqrt{1 - \tau} \mathbf{B}$	$\operatorname{div}(f(p) \mathbf{A}) = 0$	Conservation of flux related to vorticity of the vector field $\sqrt{1 - \tau} \mathbf{B}$ .

In Table 2, similarly to the isotropic case, the symmetric conserved tensor  $\mathbb{S}$  is a sum of the electromagnetic stress tensor and the anisotropic fluid stress tensor:

$$\mathbb{S} = -(1 - \tau) \mathbf{B} \otimes \mathbf{B} + (p + \frac{1}{2}(1 - \tau)|\mathbf{B}|^2)\mathbb{I}. \quad (5.8)$$

The arbitrary function  $f$  in conservation laws #2 and #3 is, in general, equal to a constant on magnetic field lines (and on magnetic surfaces, when they exist).

The classification of multipliers and fluxes admitted by the CGL equilibrium system in Table 2 coincides with that of the isotropic MHD system in Table 1, with the vector field  $\sqrt{1 - \tau} \mathbf{B}$  corresponding to the isotropic equilibrium magnetic field  $\mathbf{B}$  and with  $p$  corresponding to the isotropic pressure  $P$ . Note that this relation directly manifests the equivalence of the systems stated in Theorem 1.



#### 5.4 Example 1: conservation laws of an isotropic plasma vortex (4.6)

As a simple example, we consider integral forms of conservation laws for static isotropic plasma equilibria (Table 1). If  $V$  is a connected 3D region with a smooth boundary  $S$ , then integrals of conservation laws #1, #2 and #3 in Table 1 are respectively

$$\oint_S \boldsymbol{\zeta} \cdot \mathbb{T} \cdot \mathbf{n} dS = 0, \quad \oint_S f(P) \mathbf{B} \cdot \mathbf{n} dS = 0, \quad \oint_S f(P) \mathbf{J} \cdot \mathbf{n} dS = 0, \quad (5.9)$$

where  $\mathbf{n}$  is an outer normal to  $S$ .

We now write down flux expressions for the Bobnev's isotropic plasma vortex solution presented in Section 4.3, when  $S$  is a sphere of radius  $\rho < R = 1$ . In spherical and cartesian coordinates, the arbitrary constant vectors  $\mathbf{a}, \mathbf{b}$  in Euclidean Killing vector  $\boldsymbol{\zeta} = \mathbf{a} + \mathbf{b} \times \mathbf{x}$  have the form

$$\begin{aligned} \mathbf{a} &= a_\rho \mathbf{e}_\rho + a_\theta \mathbf{e}_\theta + a_\phi \mathbf{e}_\phi = a_x \mathbf{e}_x + a_y \mathbf{e}_y + a_z \mathbf{e}_z, \\ a_\rho &= a_x \sin \theta \cos \phi + a_y \sin \theta \sin \phi + a_z \cos \theta, \\ a_\theta &= a_x \cos \theta \cos \phi + a_y \cos \theta \sin \phi + a_z \sin \theta, \quad a_\phi = -a_x \sin \phi + a_y \cos \phi \end{aligned} \quad (5.10)$$

with similar expressions holding for  $\mathbf{b}$ . [Note that  $a_x, a_y, a_z$  and cartesian components of  $\mathbf{b}$  are constants, whereas spherical components of  $\mathbf{a}$  and  $\mathbf{b}$  depend on spherical angles.]

Using the solution (4.6), we find flux expressions

$$\begin{aligned} \boldsymbol{\zeta} \cdot \mathbb{T} \cdot \mathbf{n} &= a_\rho \left[ -P_0 + p(\rho) \sin^2 \theta + \frac{1}{2} (V^2(\rho) \cos^2 \theta - (U^2(\rho) + W^2(\rho)) \sin^2 \theta) \right] \\ &\quad + V(\rho) \sin \theta \cos \theta [U(\rho)(a_\phi - r b_\theta) + W(\rho)(a_\theta + r b_\phi)]; \end{aligned} \quad (5.11)$$

$$f(P) \mathbf{B} \cdot \mathbf{n} = f(P) V(\rho) \cos \theta; \quad (5.12)$$

$$f(P) \mathbf{J} \cdot \mathbf{n} = 2f(P) \frac{U(\rho)}{\rho} \cot \theta. \quad (5.13)$$

In particular, on each of the two separatrix spheres with radii  $\rho = \rho_1, \rho_2$  (see Section 4.3), one has  $V(\rho) = 0$ , therefore  $U(\rho) = p(\rho) = 0$ ,  $W(\rho) = -\rho V'(\rho)/2$ , and  $P = P_0 = \text{const}$ . Hence on these separatrix spheres, fluxes (5.12), (5.13) of the conservation laws #2 and #3 in Table 1 vanish identically, and the flux (5.11) of the conservation law #1 becomes

$$\boldsymbol{\zeta} \cdot \mathbb{T} \cdot \mathbf{n} = a_\rho \left[ -P_0 + \frac{1}{2} \rho V'(\rho)^2 \sin^2 \theta \right], \quad \rho = \rho_1, \rho_2.$$

Substituting (5.10), it is easy to verify that the integral  $\int_0^{2\pi} \int_0^\pi (\boldsymbol{\zeta} \cdot \mathbb{T} \cdot \mathbf{n}) \rho^2 \sin \theta d\theta d\phi$  vanishes.

#### 5.5 Example 2: conservation laws for axially symmetric plasma equilibria

As a second example, we consider conservation laws admitted by static isotropic (MHD) equilibrium system (2.1) (Table 1), and explicitly compute fluxes of these conservation laws for axially symmetric (Grad-Shafranov) plasma equilibria (4.3) satisfying (4.2).

Since the position vector in cylindrical coordinates  $(r, \phi, z)$  is  $\mathbf{x} = r \mathbf{e}_r + z \mathbf{e}_z$ , the Euclidean Killing vector takes the form  $\boldsymbol{\zeta} = \mathbf{a} + \mathbf{b} \times \mathbf{x} = (a_r + z b_\phi) \mathbf{e}_r + (a_\phi + b_z r - b_r z) \mathbf{e}_\phi + (a_z - b_\phi r) \mathbf{e}_z$ . Here

$$\begin{aligned} \mathbf{a} &= a_r \mathbf{e}_r + a_\phi \mathbf{e}_\phi + a_z \mathbf{e}_z = a_x \mathbf{e}_x + a_y \mathbf{e}_y + a_z \mathbf{e}_z, \\ \mathbf{b} &= b_r \mathbf{e}_r + b_\phi \mathbf{e}_\phi + b_z \mathbf{e}_z = b_x \mathbf{e}_x + b_y \mathbf{e}_y + b_z \mathbf{e}_z, \end{aligned}$$

are arbitrary constant vectors in  $\mathbb{R}^3$ ;

$$\begin{aligned} a_r &= a_x \cos \phi + a_y \sin \phi, & a_\phi &= a_y \cos \phi - a_x \sin \phi, \\ b_r &= b_x \cos \phi + b_y \sin \phi, & b_\phi &= b_y \cos \phi - b_x \sin \phi; \end{aligned}$$

where  $a_{x,y,z}, b_{x,y,z} = \text{const.}$

Denoting the total plasma energy density  $e = P(\Psi) + \frac{1}{2}|\mathbf{B}|^2$ , and magnetic field components

$$\mathbf{B} = B_r \mathbf{e}_r + B_\phi \mathbf{e}_\phi + B_z \mathbf{e}_z = \frac{\Psi_z}{r} \mathbf{e}_r + \frac{I(\Psi)}{r} \mathbf{e}_\phi - \frac{\Psi_r}{r} \mathbf{e}_z,$$

we find the following six conservation laws originating from conservation of stress and angular stress in Table 1:

$$\begin{aligned} \frac{1}{r} \frac{\partial}{\partial r} [r(e - B_r^2) \cos \phi + r B_r B_\phi \sin \phi] - \frac{1}{r} \frac{\partial}{\partial \phi} [(e - B_\phi^2) \sin \phi + B_r B_\phi \cos \phi] \\ - \frac{\partial}{\partial z} [B_z (B_r \cos \phi - B_\phi \sin \phi)] = 0, \end{aligned} \quad (5.14)$$

$$\begin{aligned} \frac{1}{r} \frac{\partial}{\partial r} [r(e - B_r^2) \sin \phi - r B_r B_\phi \cos \phi] + \frac{1}{r} \frac{\partial}{\partial \phi} [(e - B_\phi^2) \cos \phi - B_r B_\phi \sin \phi] \\ - \frac{\partial}{\partial z} [B_z (B_r \sin \phi + B_\phi \cos \phi)] = 0, \end{aligned} \quad (5.15)$$

$$\frac{1}{r} \frac{\partial}{\partial r} [r B_r B_z] - \frac{\partial}{\partial z} [e - B_z^2] = 0, \quad (5.16)$$

$$\begin{aligned} \frac{1}{r} \frac{\partial}{\partial r} [r(z(e - B_r^2) + r B_r B_z) \sin \phi - r z B_r B_\phi \cos \phi] + \frac{1}{r} \frac{\partial}{\partial \phi} [z(e - B_\phi^2) \cos \phi + (r B_z - z B_r) B_\phi \sin \phi] \\ - \frac{\partial}{\partial z} [(r(e - B_z^2) + z B_r B_z) \sin \phi + z B_\phi B_z \cos \phi] = 0, \end{aligned} \quad (5.17)$$

$$\begin{aligned} \frac{1}{r} \frac{\partial}{\partial r} [r(z(e - B_r^2) + r B_r B_z) \cos \phi + r z B_r B_\phi \sin \phi] - \frac{1}{r} \frac{\partial}{\partial \phi} [z(e - B_\phi^2) \sin \phi - (r B_z - z B_r) B_\phi \cos \phi] \\ - \frac{\partial}{\partial z} [(r(e - B_z^2) + z B_r B_z) \cos \phi - z B_\phi B_z \sin \phi] = 0, \end{aligned} \quad (5.18)$$

$$\frac{1}{r} \frac{\partial}{\partial r} [r^2 B_r B_\phi] + \frac{\partial}{\partial z} [r B_\phi B_z] = 0. \quad (5.19)$$

For axially symmetric plasma configurations, the conservation laws corresponding to conservation of magnetic flux and vorticity in Table 1 become trivial.

**Remark 2.** Conservation laws (5.16) and (5.19) have the axially invariant form  $\frac{\partial}{\partial r} \Phi_1(r, z) + \frac{\partial}{\partial z} \Phi_2(r, z) = 0$  and are admitted by the Grad-Shafranov equation (4.2) for *any* choice of arbitrary functions  $I(\Psi), P(\Psi)$ . The other four conservation laws (5.14), (5.15), (5.17), (5.18) are admitted by the full static MHD equilibrium system (2.1) but not by the Grad-Shafranov equation (4.2), since they explicitly contain the angular variable  $\phi$ .

## 6 Conclusions

Magnetohydrodynamics (MHD) and Chew-Goldberger-Low (CGL) models are the two most widely used continuum plasma descriptions, valid for the cases of isotropic and strongly magnetized (anisotropic) plasmas respectively. Knowledge of analytical properties of these nonlinear PDE systems and, in particular, methods of finding exact solutions, are highly important for applications.

In this paper we derived complete sets of admitted point symmetries and conservation laws of the static isotropic plasma equilibrium system (2.1) and the static anisotropic plasma equilibrium system (2.3), (2.5). This classification has led to establishing a direct transformation (2.6), (2.7) between the two systems. The transformation implies the equivalence of solution sets: every static anisotropic (CGL) equilibrium can be obtained from a solution of static isotropic (MHD) equilibrium system, and to each solution of the static MHD system there corresponds an infinite family of CGL equilibria depending on an arbitrary function defined on the set of magnetic surfaces.

The established equivalence yields an effective procedure of construction of exact explicit anisotropic (CGL) static plasma configurations from a single known MHD or CGL solution. Many physically meaningful static MHD solutions are known, and each of them gives rise to families of anisotropic (CGL) equilibria with the same topology of the magnetic field. It follows that all axially and helically symmetric CGL configurations can be found from solutions of conventional Grad-Shafranov and JFKO equations. An example of an explicit solution describing an anisotropic axially symmetric plasma vortex is given in Section 4.

We note that symmetry classification of the static isotropic MHD system (2.1) *does not* lead to a symmetry classification of the Grad-Shafranov or JFKO equations, since the latter are *nonlocally related* to the system (2.1) (see [15, 16]). The conservation laws found in this paper for the static isotropic MHD system (2.1) yield some particular conservation laws of the Grad-Shafranov equation (Section 5.5), but again not a full classification, due to a nonlocal relation.

A natural next step will be to accomplish a similar complete symmetry and conservation law analysis of dynamic ( $\mathbf{v} \neq 0$ ) plasma equilibrium models, and further, of time-dependent (non-equilibrium) equations. Dynamic equilibrium models are already known to possess rich symmetry structure [20, 32], but the complete analysis was not done due to the complexity of these PDE systems. Recently developed symbolic computation software [21, 22] used in this paper will be applied to study symmetries and conservation laws of these systems.

## Acknowledgements

A.F.C. is grateful to the Pacific Institute of Mathematical Sciences for postdoctoral research support; S.C.A. is supported by an NSERC grant.

## References

- [1] Tanenbaum B. S., *Plasma Physics*. McGraw-Hill, (1967).
- [2] Chew G.F., Goldberger M.L., Low F.E., *Proc. Roy. Soc.* **236** (A), 112 (1956).
- [3] Biskamp D., *Nonlinear Magnetohydrodynamics*. Cambridge Univ. Press (1993).
- [4] Bragg S. L. and Hawthorne W. R., *J. Aeronaut. Sci.* **17**, 243 (1950).
- [5] Grad H. and Rubin H., in *Proceedings of the Second United Nations International Conference on the Peaceful Uses of Atomic Energy* **31**, United Nations, Geneva, 190 (1958).
- [6] Shafranov. V. D., *JETP* **6**, 545 (1958).
- [7] Johnson J. L., Oberman C. R., Kruskal R. M., and Frieman E. A. *Phys. Fluids* **1**, 281 (1958).
- [8] Bogoyavlenskij O. I., *Phys. Rev. Lett.* **84**, 1914 (2000).
- [9] Kaiser R. and Lortz D., *Phys. Rev. E* **52** (3), 3034 (1995).
- [10] Bobnev A. A., *Magnitnaya Gidrodinamika* **24** (4), 10 (1998).
- [11] Bogoyavlenskij O. I., *Phys. Rev. E* **62** (6), 8616 (2002).
- [12] Cheviakov A. F., *Phys. Rev. Lett.* **94**, 165001 (2005).
- [13] Olver P. J., *Applications of Lie groups to differential equations*. New York: Springer-Verlag (1993).
- [14] Bluman G. and Anco S., *Symmetry and Integration Methods for Differential Equations*, Springer, New York, 2002.
- [15] Bluman G. and Cheviakov A. F., *J. Math. Phys.* **46**, 123506 (2005).

- [16] Bluman G., Cheviakov A. F., and Ivanova N. M., *J. Math. Phys.* **47** 113505 (2006).
- [17] Hydon P.E., *Eur. J. Appl. Math.* **11**, 515-527 (2000).
- [18] Anco S. and Bluman G., *Phys. Rev. Lett.* **78**, 2869-2873 1997.
- [19] Anco S. and Bluman G., *Eur. J. Appl. Math.* **13**, 545-566, 567-585 (2002).
- [20] Cheviakov A. F. and Bogoyavlenskij O. I., *J. Phys. A* **37**, 7593 (2004).
- [21] Cheviakov A. F., *Comp. Phys. Comm.* **176** (1), 48-61 (2007). (The **GeM** package and documentation is available at <http://www.math.ubc.ca/~alexch/gem/>.)
- [22] Wolf T., in: *Grabmeier, J., Kaltofen, E. and Weispfenning, V. (Eds.): Computer Algebra Handbook*, Springer, pp. 465-468 (2002).
- [23] Kruskal M.D., Kulsrud R.M., *Phys. Fluids.* **1**, 265 (1958).
- [24] Thyagaraja A., McClements K.G. , Roach C.M., Webster A., *UKAEA FUS* 446 (2001)
- [25] Rose D. J., Clark M., *Plasmas and Controlled Fusion*. MIT Press (1961).
- [26] Krall N. A., Trivelpiece A. W., *Principles of Plasma Physics*. McGraw-Hill (1973).
- [27] Erkaev N.V. *et al*, *Adv. Space Res.* **28** (6), 873 (2001).
- [28] Clemmow P.C., Dougherty J.P., *Electrodynamics of Particles and Plasmas*. Addison-Wesley (1969).
- [29] Beskin V.S., Kuznetsova I.V. *Astroph. J.* 541, 257-260 (2000).
- [30] Wolf T., *Eur. J. Appl. Math.* **13** (2), 129-152 (2002).
- [31] Anco S., *J. Phys. A: Math. and Gen.* **36**, 8623 (2003).
- [32] Bogoyavlenskij O. I., *Phys. Lett. A.* **291** (4-5), 256-264 (2001).