

Estimates for the diameter of a chordal SLE path

Tom Alberts

Courant Institute of Mathematical Sciences, 251 Mercer St.
New York University, New York, NY 10012 USA
alberts@courant.nyu.edu

Michael J. Kozdron*

Department of Mathematics & Statistics, College West 307.14
University of Regina, Regina, SK S4S 0A2 Canada
kozdron@math.uregina.ca

July 20, 2007

Abstract

We derive an estimate for the diameter of a chordal SLE path in the upper half plane \mathbb{H} between two real boundary points 0 and $x > 0$. In particular, we prove that if $\kappa \in (0, 8)$ and $\gamma : [0, 1] \rightarrow \mathbb{H}$ is a chordal SLE_κ in \mathbb{H} from 0 to x , then $P\{\gamma[0, 1] \cap C_R \neq \emptyset\} \asymp R^{1-4a}$ where $a = 2/\kappa$ and C_R denotes the circle of radius Rx centred at 0 in the upper half plane. As an application of our result, we derive an estimate that two nearby points, one on the boundary and one in the interior, are swallowed together by a chordal SLE_κ path, $4 < \kappa < 8$.

2000 Mathematics Subject Classification. 82B21, 60K35, 60G99, 60J65

Key words and phrases. Schramm-Loewner evolution, restriction property, Hausdorff dimension, swallowing time, Schwarz-Christoffel transformation.

1 Introduction

The primary purpose of this paper is to derive estimates for the diameter of a chordal SLE path in the upper half plane \mathbb{H} between two real boundary points. Specifically, suppose that $x > 0$ is a real number and for $\kappa \in (0, 8)$ let $\gamma : [0, 1] \rightarrow \mathbb{H}$ be a chordal SLE_κ in \mathbb{H} from 0 to x . Let $R \geq 3$ and denote the circle of radius Rx centred at 0 in the upper half plane by C_R . In order to estimate the diameter of $\gamma[0, 1]$, the so-called SLE trace, we will derive estimates for

$$P\{\gamma[0, 1] \cap C_R \neq \emptyset\} = 1 - P\{\gamma[0, 1] \cap C_R = \emptyset\}. \quad (1)$$

An example is shown in Figure 1.

The probability in question (1) was recently discovered to be crucial for two distinct applications. The first is the derivation of the Hausdorff dimension of the set of points in the real line visited by chordal SLE_κ for $4 < \kappa < 8$. The second is the construction of the configurational measure on multiple non-crossing SLE_κ paths for $4 < \kappa < 8$. Forthcoming preprints by Alberts [2] and Kozdron [10], respectively, will address these two applications.

*Research supported in part by the Natural Sciences and Engineering Research Council of Canada.

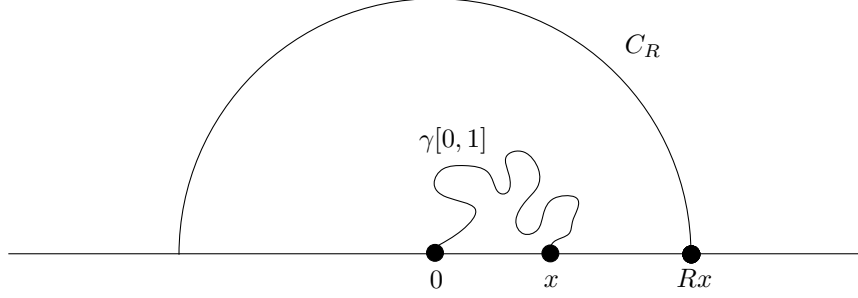


Figure 1: The event $\{\gamma[0, 1] \cap C_R = \emptyset\}$ in the $0 < \kappa \leq 4$ case.

We therefore decided that estimating the diameter of a chordal SLE_κ path was sufficiently interesting to warrant a separate, detailed study, and the present work is the result. Many of the techniques used herein were originally developed in other contexts. However, they are not all as widely known as we think they should be, and therefore our secondary goal is pedagogical—we wish to introduce these techniques to a larger audience.

While the two motivating applications mentioned earlier occur for the non-simple regime of κ , namely $4 < \kappa < 8$, there is nothing in the derivation of the diameter estimates that requires this restriction and so we consider all $0 < \kappa < 8$. Indeed, it turns out that an exact calculation is possible for $\kappa = 8/3$ (and for no other κ).

We conclude the introduction with the statement of our primary theorem. Most of this paper is devoted to its proof. The final section, however, gives an application of this theorem by combining it with a result due to Dubédat [6] to derive estimates for the swallowing times of two nearby points, one on the boundary and one in the interior; see Theorem 7.2 and Corollary 7.3 for the precise statements. Recall that $g(R) \asymp h(R)$ if there exist non-zero, finite constants c_1 and c_2 such that $c_1 h(R) \leq g(R) \leq c_2 h(R)$. Furthermore, $g(R) \sim h(R)$ if $g(R)/h(R) \rightarrow 1$ as $R \rightarrow \infty$.

Theorem 1.1. *Let $x > 0$ be a real number and let $\gamma : [0, 1] \rightarrow \overline{\mathbb{H}}$ be a chordal SLE_κ in \mathbb{H} from 0 to x . For $R \geq 3$, let $C_R = \{Rxe^{i\theta} : 0 < \theta < \pi\}$ denote the circle of radius Rx centred at 0 in the upper half plane.*

- (a) *If $0 < \kappa < 8$, then $P\{\gamma[0, 1] \cap C_R \neq \emptyset\} \asymp R^{\frac{\kappa-8}{\kappa}}$.*
- (b) *If $\kappa = 8/3$, then $P\{\gamma[0, 1] \cap C_R \neq \emptyset\} = 1 - (1 - R^{-2})^{5/8}$.*

Remark. The only reason that we distinguish $\kappa = 8/3$ is because, as noted earlier, an exact computation is possible for this case. Of course, we can immediately conclude from (b) that if $\kappa = 8/3$, then

$$P\{\gamma[0, 1] \cap C_R \neq \emptyset\} \sim \frac{5}{8}R^{-2}$$

as $R \rightarrow \infty$. Note that if $\kappa = 8/3$, then $(\kappa - 8)/\kappa = -2$. Thus, the decay as $R \rightarrow \infty$ is really $(\kappa - 8)/\kappa$ for all $0 < \kappa < 8$.

2 Notation

We now introduce the notation that will be used throughout the remainder of the paper. Further details may be found in [12]. Let \mathbb{C} denote the set of complex numbers, and write $\mathbb{H} = \{z \in \mathbb{C} : \Im(z) > 0\}$ to denote the upper half plane.

The chordal Schramm-Loewner evolution in \mathbb{H} from 0 to ∞ with parameter $\kappa = 2/a$ is the solution of the differential equation

$$\partial_t g_t(z) = \frac{a}{g_t(z) - U_t}, \quad g_0(z) = z, \quad (2)$$

where $z \in \mathbb{H}$ and $U_t = -B_t$ is a standard one-dimensional Brownian motion with $B_0 = 0$. It is a hard theorem to prove that there exists a curve $\gamma : [0, \infty) \rightarrow \overline{\mathbb{H}}$ with $\gamma(0) = 0$ which generates the maps $\{g_t, t \geq 0\}$. More precisely, for $z \in \mathbb{H}$, let T_z denote the first time of explosion of the chordal Loewner equation (2), and define the hull K_t by $K_t = \overline{\{z \in \mathbb{H} : T_z < t\}}$. The hulls $\{K_t, t \geq 0\}$ are an increasing family of compact sets in $\overline{\mathbb{H}}$ and g_t is a conformal transformation of $\mathbb{H} \setminus K_t$ onto \mathbb{H} . For all $\kappa > 0$, there is a continuous process $\{\gamma(t), t \geq 0\}$ with $\gamma : [0, \infty) \rightarrow \overline{\mathbb{H}}$ and $\gamma(0) = 0$ such that $\mathbb{H} \setminus K_t$ is the unbounded connected component of $\mathbb{H} \setminus \gamma(0, t]$ (wp1). The behaviour of the curve γ depends on the parameter κ (or, equivalently, the value of a). If $a \geq 1/2$ (i.e., $0 < \kappa \leq 4$), then γ is a simple curve with $\gamma(0, \infty) \subset \mathbb{H}$ and $K_t = \gamma(0, t]$. If $1/4 < a < 1/2$ (i.e., $4 < \kappa < 8$), then γ is a non-self-crossing curve with self-intersections and $\gamma(0, \infty) \cap \mathbb{R} \neq \emptyset$; that is, $K_t \neq \gamma(0, t]$. Although the present work will not be concerned with the case $a \leq 1/4$ (i.e., $\kappa \geq 8$), it is worth recalling that for this regime γ is a space-filling, non-self-crossing curve. Let the probability measure on chordal SLE_κ paths in \mathbb{H} from 0 to ∞ be denoted by $\mu_\mathbb{H}^\#(0, \infty)$. If $D \subset \mathbb{C}$ is a simply connected domain and z, w are distinct points in ∂D , then $\mu_D^\#(z, w)$, (the probability measure on) chordal SLE_κ (paths) in D from z to w , is defined to be the image of $\mu_\mathbb{H}^\#(0, \infty)$ under a conformal transformation $f : \mathbb{H} \rightarrow D$ with $f(0) = z$ and $f(\infty) = w$. In other words, SLE_κ in D from z to w is simply the conformal image of SLE_κ in \mathbb{H} from 0 to ∞ .

Let $x > 0$ be real, and suppose that $\gamma : [0, 1] \rightarrow \overline{\mathbb{H}}$ is an SLE_κ in \mathbb{H} from 0 to x . We also note that we are not interested in the parametrization of the SLE path, but only in the set of points visited by its trace. For $R \geq 3$, let $D_R = \{re^{i\theta} : 0 < \theta < \pi, 0 < r \leq Rx\}$ be the disk of radius Rx in the upper half plane, and let $C_R = \partial D_R \cap \mathbb{H} = \{Rxe^{i\theta} : 0 < \theta < \pi\}$ be the circle of radius Rx in the upper half plane. As noted in the introduction, we are interested in computing $P\{\gamma[0, 1] \cap C_R = \emptyset\}$, the probability that γ does not hit C_R . For $z \in \mathbb{H}$, let

$$f_1(z) = \frac{z}{x - z} = -1 + \frac{x}{x - z}$$

so that $f_1 : \mathbb{H} \rightarrow \mathbb{H}$ is a conformal (Möbius) transformation with $f_1(0) = 0$ and $f_1(x) = \infty$. Note that if $z \in C_R$, then $z = Rxe^{i\theta}$, $0 < \theta < \pi$, and so

$$f_1(z) = f_1(Rxe^{i\theta}) = \frac{Rxe^{i\theta}}{x - Rxe^{i\theta}} = \frac{Re^{i\theta}}{1 - Re^{i\theta}}. \quad (3)$$

It is now straightforward (although a bit tedious) to show that $f_1(C_R)$ is that part of the circle of radius $\frac{R}{R^2-1}$ centred at $-\frac{R^2}{R^2-1}$ in the upper half plane \mathbb{H} . That is,

$$f_1(C_R) = \left\{ z \in \mathbb{H} : \left| z + \frac{R^2}{R^2-1} \right| = \frac{R}{R^2-1} \right\} = \{z \in \mathbb{H} : |R^2(z+1) - z| = R\}$$

as shown in Figure 2.

We now let $f_2 : \mathbb{H} \rightarrow \mathbb{H}$ be given by

$$f_2(z) = \frac{(R^2-1)z}{R^2}$$

- $f_1(x) = \infty$

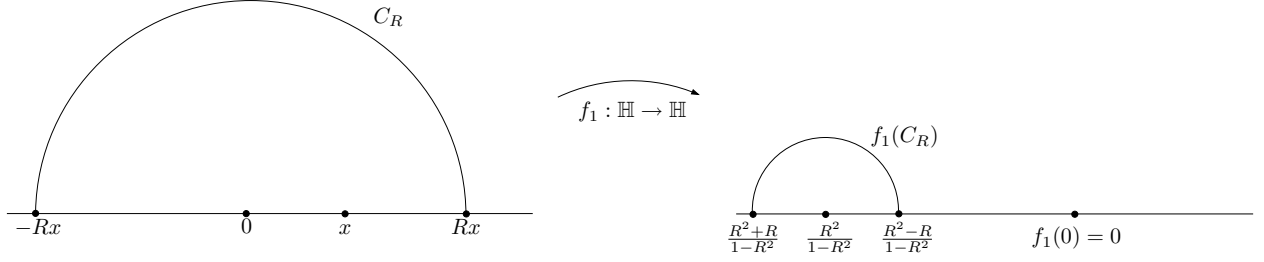


Figure 2: The image of the half-circle C_R under $f_1(z) = \frac{z}{x-z}$, the conformal transformation from \mathbb{H} to \mathbb{H} with $0 \mapsto 0$ and $x \mapsto \infty$.

which maps $f_1(C_R)$ conformally to that part of the circle of radius $1/R$ centred at -1 in the upper half plane \mathbb{H} . That is,

$$f_2(f_1(C_R)) = \left\{ z \in \mathbb{H} : |z + 1| = \frac{1}{R} \right\}$$

as shown in Figure 3.

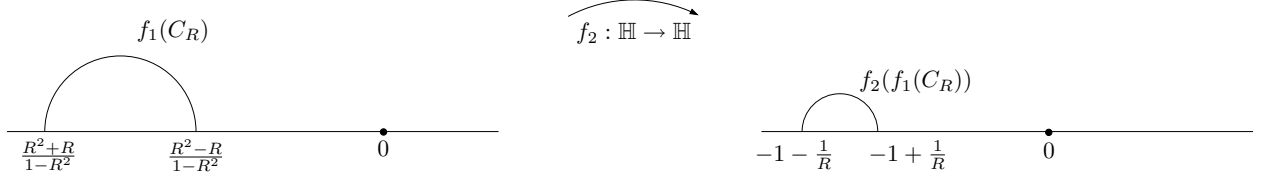


Figure 3: The image of $f_1(C_R)$ under the conformal transformation $f_2(z) = \frac{(R^2-1)z}{R^2}$.

If $\gamma' : [0, \infty) \rightarrow \overline{\mathbb{H}}$ is a chordal SLE_κ in \mathbb{H} from 0 to ∞ , then the conformal invariance of SLE implies that

$$P\{\gamma[0, 1] \cap C_R = \emptyset\} = P\{\gamma'[0, \infty) \cap f_2(f_1(C_R)) = \emptyset\}. \quad (4)$$

It now follows from the symmetry of SLE that if we let

$$D'_R = \left\{ z \in \mathbb{H} : |z - 1| \leq \frac{1}{R} \right\} \quad \text{and} \quad C'_R = \partial D'_R \cap \mathbb{H} = \left\{ z \in \mathbb{H} : |z - 1| = \frac{1}{R} \right\}, \quad (5)$$

then

$$P\{\gamma[0, 1] \cap C_R = \emptyset\} = P\{\gamma'[0, \infty) \cap C'_R = \emptyset\}. \quad (6)$$

To illustrate (6), compare Figure 1 with Figure 4.

The reason for deriving (6) is that it will turn out to be easier to estimate the right side of (6) than the left side. The next three sections are devoted to doing just that.

3 The upper bound

Throughout this section, suppose that $\gamma' : [0, \infty) \rightarrow \overline{\mathbb{H}}$ is a chordal SLE_κ in \mathbb{H} from 0 to ∞ , and let $a = 2/\kappa$ with $0 < \kappa < 8$. The primary tool we need to establish the upper bound in Theorem 1.1 (a) is originally due to Beffara (Proposition 2 of [5]); see also [13] for an alternate approach. We briefly recall the necessary facts here and refer the reader to [5] for further details.

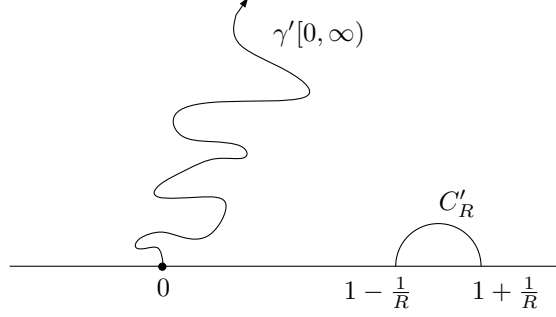


Figure 4: The event $\{\gamma'[0, \infty) \cap C'_R = \emptyset\}$ in the $0 < \kappa \leq 4$ case.

Proposition 3.1. *If $z \in \mathbb{H}$, $0 < \epsilon \leq \Im\{z\}/2$, and $\mathcal{B}(z; \epsilon) = \{z \in \mathbb{C} : |z| < \epsilon\}$ denotes the ball of radius ϵ centred at z , then*

$$P\{\gamma'[0, \infty) \cap \mathcal{B}(z; \epsilon) \neq \emptyset\} \asymp \left(\frac{\epsilon}{\Im\{z\}}\right)^{1-\frac{4}{a}} \left(\frac{\Im\{z\}}{|z|}\right)^{4a-1}$$

where the constants implied by \asymp may depend on a .

We would like to stress that this proposition holds for all $a > 1/4$ (equivalently, all $0 < \kappa < 8$). The following theorem gives a careful statement of the upper bound that we will establish.

Theorem 3.2. *If $0 < \kappa < 8$ and $\gamma' : [0, \infty) \rightarrow \overline{\mathbb{H}}$ is a chordal SLE_κ in \mathbb{H} from 0 to ∞ , then there exists a constant c'_a such that*

$$P\{\gamma'[0, \infty) \cap C'_R \neq \emptyset\} \leq c'_a R^{1-4a}$$

where $a = \kappa/2$ and C'_R is given by (5).

Our general strategy for constructing an upper bound for $P\{\gamma'[0, \infty) \cap C'_R \neq \emptyset\}$ and proving Theorem 3.2 will be to cover the semi-circle C'_R with a sequence of balls and then apply Proposition 3.1 to each ball. This is illustrated in Figure 5.

Proof of Theorem 3.2. Suppose that $z_0 = 1 - R^{-1} + iR^{-1}$ and define z_n inductively by

$$z_n = \Re\{z_{n-1}\} + i \frac{\Im\{z_{n-1}\}}{2}, \quad n = 1, 2, 3, \dots$$

In other words,

$$z_n = 1 - R^{-1} + i \frac{R^{-1}}{2^n}, \quad n = 0, 1, 2, \dots,$$

since $\Im\{z_{n-1}\} = 2^{1-n}\Im\{z_0\} = 2^{1-n}R^{-1}$, $n = 1, 2, 3, \dots$. Therefore, using Proposition 3.1, it follows that

$$P\left\{\gamma'[0, \infty) \cap \mathcal{B}\left(z_n; \frac{\Im\{z_n\}}{2}\right) \neq \emptyset\right\} \asymp 2^{\frac{4}{a}-1} \left(\frac{\Im\{z_n\}}{|z_n|}\right)^{4a-1} \asymp (\Im\{z_n\})^{4a-1} \asymp \frac{R^{1-4a}}{2^{(4a-1)n}}$$

since $|z_n|^2 = (1 - R^{-1})^2 + R^{-2}4^{-n} \asymp 1$ if $R \geq 3$. Hence,

$$\sum_{n=0}^{\infty} P\left\{\gamma'[0, \infty) \cap \mathcal{B}\left(z_n; \frac{\Im\{z_n\}}{2}\right) \neq \emptyset\right\} \asymp R^{1-4a} \sum_{n=0}^{\infty} (2^{1-4a})^n = \frac{R^{1-4a}}{1 - 2^{1-4a}}. \quad (7)$$

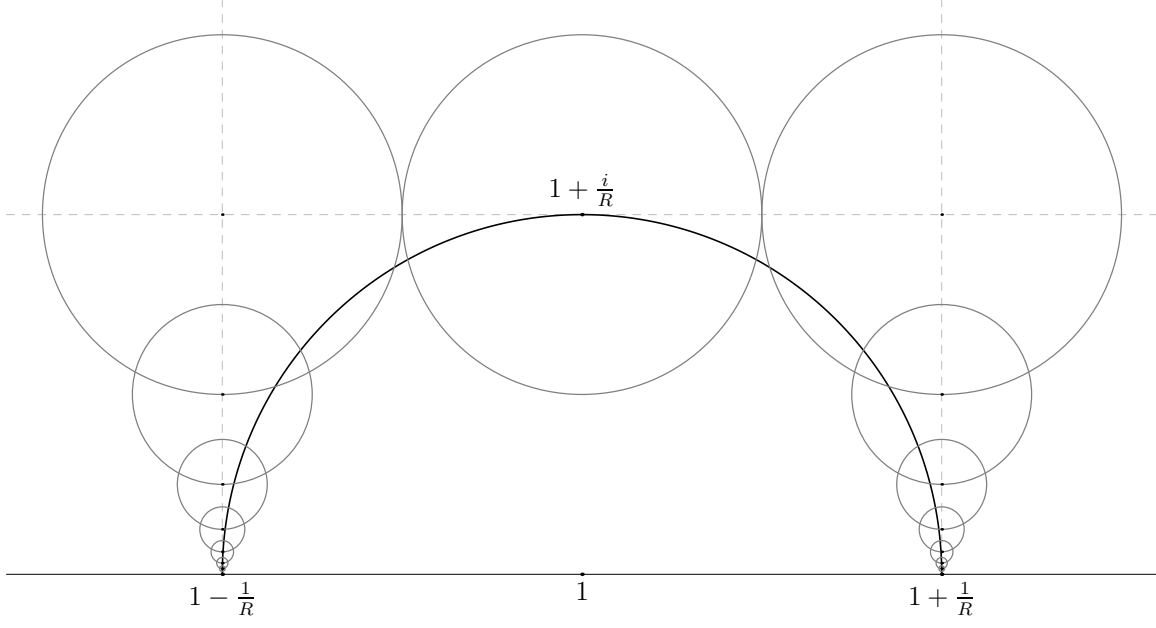


Figure 5: The semi-circle C'_R covered by a sequence of balls with balls centred at $\{z_n, n = 0, 1, \dots\}$ covering the “left” side and balls centred at $\{z'_n, n = 0, 1, \dots\}$ covering the “right” side.

Similarly, suppose that $z'_0 = 1 + R^{-1} + iR^{-1}$ and define z'_n inductively by

$$z'_n = \Re\{z'_{n-1}\} + i \frac{\Im\{z'_{n-1}\}}{2}, \quad n = 1, 2, 3, \dots$$

In other words,

$$z'_n = 1 + R^{-1} + i \frac{R^{-1}}{2^n}, \quad n = 0, 1, 2, \dots,$$

since $\Im\{z'_{n-1}\} = 2^{1-n}\Im\{z'_0\} = 2^{1-n}R^{-1}$, $n = 1, 2, 3, \dots$. Therefore, using Proposition 3.1 again, it follows that

$$P\left\{\gamma'[0, \infty) \cap \mathcal{B}\left(z'_n; \frac{\Im\{z'_n\}}{2}\right) \neq \emptyset\right\} \asymp 2^{\frac{4}{a}-1} \left(\frac{\Im\{z'_n\}}{|z'_n|}\right)^{4a-1} \asymp (\Im\{z'_n\})^{4a-1} \asymp \frac{R^{1-4a}}{2^{(4a-1)n}}$$

since $|z'_n|^2 = (1 + R^{-1})^2 + R^{-2}4^{-n} \asymp 1$ if $R > 1$. Hence,

$$\sum_{n=0}^{\infty} P\left\{\gamma'[0, \infty) \cap \mathcal{B}\left(z'_n; \frac{\Im\{z'_n\}}{2}\right) \neq \emptyset\right\} \asymp R^{1-4a} \sum_{n=0}^{\infty} (2^{1-4a})^n = \frac{R^{1-4a}}{1 - 2^{1-4a}}. \quad (8)$$

Finally, we conclude that if

$$A_n = \left\{\gamma'[0, \infty) \cap \mathcal{B}\left(z_n; \frac{\Im\{z_n\}}{2}\right) \neq \emptyset\right\} \quad \text{and} \quad A'_n = \left\{\gamma'[0, \infty) \cap \mathcal{B}\left(z'_n; \frac{\Im\{z'_n\}}{2}\right) \neq \emptyset\right\}$$

so that (7) and (8) imply

$$\sum_{n=0}^{\infty} P(A_n) \asymp R^{1-4a} \quad \text{and} \quad \sum_{n=0}^{\infty} P(A'_n) \asymp R^{1-4a},$$

respectively, then there exists a constant c'_a such that

$$\begin{aligned} P\{\gamma'[0, \infty) \cap C'_R \neq \emptyset\} &\leq P\left\{\bigcup_{n=0}^{\infty} A_n \cup \left\{\gamma'[0, \infty) \cap \mathcal{B}\left(1 + \frac{i}{R}; \frac{R^{-1}}{2}\right) \neq \emptyset\right\} \cup \bigcup_{n=0}^{\infty} A'_n\right\} \\ &\leq \sum_{n=0}^{\infty} P(A_n) + 2^{\frac{4}{a}-1} R^{1-4a} + \sum_{n=0}^{\infty} P(A'_n) \\ &\leq c'_a R^{1-4a}. \end{aligned} \quad \square$$

4 The lower bound for $4 < \kappa < 8$

In this section we establish a result which gives the lower bound in Theorem 1.1 (a) for κ between 4 and 8.

Theorem 4.1. *If $4 < \kappa < 8$ and $\gamma' : [0, \infty) \rightarrow \overline{\mathbb{H}}$ is a chordal SLE_{κ} in \mathbb{H} from 0 to ∞ , then there exists a constant c''_a such that*

$$P\{\gamma'[0, \infty) \cap C'_R \neq \emptyset\} \geq c''_a R^{1-4a}$$

where $a = \kappa/2$ and C'_R is given by (5).

Before doing so, it is necessary to recall the probability, due to Rohde and Schramm [15], that two distinct real points are swallowed at the same time by the trace. To simplify certain formulæ we write $a = 2/\kappa$.

Suppose that $\gamma' : [0, \infty) \rightarrow \overline{\mathbb{H}}$ is a chordal SLE_{κ} in \mathbb{H} from 0 to ∞ where $4 < \kappa < 8$ so that the curve touches the positive real axis infinitely many times (wp1). Suppose further that $x, y \in \mathbb{R}$ with $0 < x < y < \infty$. Recall that T_z with $z \in \overline{\mathbb{H}}$ denotes the swallowing time of the point z . Following [12], we say that x and y are *swallowed together* if x and y are both in the same component of the complement (in \mathbb{H}) of $\gamma'[0, \infty)$; see Figure 6.

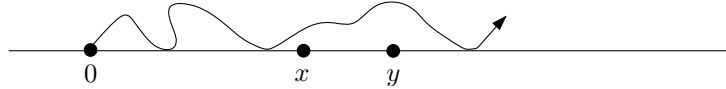


Figure 6: The event that x and y are swallowed together.

The following proposition records the probability that the points x and y are swallowed together. This probability, which is clearly equal to the probability that $\gamma'[0, \infty)$ does not touch the interval $[x, y]$, follows from Lemma 6.6 in [15]. (See also equation (55) on page 109 in [3] and the discussion which follows.)

Proposition 4.2. *If $\gamma' : [0, \infty) \rightarrow \overline{\mathbb{H}}$ is a chordal SLE_{κ} in \mathbb{H} from 0 to ∞ where $4 < \kappa < 8$, and $x, y \in \mathbb{R}$ with $0 < x < y < \infty$, then*

$$\begin{aligned} P\{T_x = T_y\} &= P\{\gamma'[0, \infty) \cap [x, y] = \emptyset\} \\ &= \frac{\Gamma(2a)}{\Gamma(1-2a)\Gamma(4a-1)} (x/y)^{1-2a} \int_0^1 t^{-2a} \left(1 - \frac{xt}{y}\right)^{4a-2} dt \end{aligned}$$

where we have written $a = 2/\kappa$.

Remark. If $4 < \kappa < 8$ so that $a < 1/2$, we may use (15.3.1) of [1] to express the integral above in terms of hypergeometric functions as

$$\int_0^1 t^{-2a} \left(1 - \frac{xt}{y}\right)^{4a-2} dt = \frac{\Gamma(1-2a)}{\Gamma(2-2a)} {}_2F_1(2-4a, 1-2a, 2-2a; x/y).$$

Therefore,

$$P\{\gamma'[0, \infty) \cap [x, y] = \emptyset\} = \frac{\Gamma(2a)}{\Gamma(2-2a)\Gamma(4a-1)} (x/y)^{1-2a} {}_2F_1(2-4a, 1-2a, 2-2a; x/y)$$

which is the form in which Lemma 6.6 of [15] originally appeared.

In particular, we can use Proposition 4.2 to estimate $P\{\gamma'[0, \infty) \cap [x, x+\epsilon] \neq \emptyset\}$. Let $x > 0$ be fixed, and suppose $0 < \epsilon < x$. It then follows from a change-of-variables that

$$\begin{aligned} P\{\gamma'[0, \infty) \cap [x, x+\epsilon] \neq \emptyset\} &= 1 - \frac{\Gamma(2a)}{\Gamma(1-2a)\Gamma(4a-1)} \int_0^{\frac{x}{x+\epsilon}} t^{-2a} (1-t)^{4a-2} dt \\ &= \frac{\Gamma(2a)}{\Gamma(1-2a)\Gamma(4a-1)} \int_{\frac{x}{x+\epsilon}}^1 t^{-2a} (1-t)^{4a-2} dt \\ &\asymp \left(\frac{\epsilon}{x}\right)^{4a-1} \end{aligned} \tag{9}$$

where the second equality follows from (6.6.2) of [1]. In fact, keeping track of the constants, we find

$$\frac{2^{1-4a}c_a}{(4a-1)} \left(\frac{\epsilon}{x}\right)^{4a-1} \leq P\{\gamma'[0, \infty) \cap [x, x+\epsilon] \neq \emptyset\} \leq \frac{2^{2a}c_a}{(4a-1)} \left(\frac{\epsilon}{x}\right)^{4a-1}$$

where

$$c_a = \frac{\Gamma(2a)}{\Gamma(1-2a)\Gamma(4a-1)}. \tag{10}$$

We also remark that this gives the rigorous statement of equation (24) of [4] or, alternatively, the centred equation following (55) of [3].

Proof of Theorem 4.1. Since C'_R and D'_R are the circle and disk, respectively, of radius $1/R$ centred at 1 in the upper half plane as defined in (5), it clearly follows that if $\gamma'[0, \infty)$ does not hit C'_R , then $\gamma'[0, \infty)$ does not hit $[1 - \frac{1}{R}, 1 + \frac{1}{R}]$; that is,

$$\begin{aligned} P\{\gamma'[0, \infty) \cap C'_R = \emptyset\} &\leq P\left\{\gamma'[0, \infty) \cap \left(\overline{D'_R} \cap \mathbb{R}\right) = \emptyset\right\} \\ &= P\left\{\gamma'[0, \infty) \cap \left[1 - \frac{1}{R}, 1 + \frac{1}{R}\right] = \emptyset\right\}. \end{aligned}$$

Therefore, by Proposition 4.2,

$$\begin{aligned} P\{\gamma'[0, 1] \cap C_R \neq \emptyset\} &\geq P\left\{\gamma'[0, \infty) \cap \left[1 - \frac{1}{R}, 1 + \frac{1}{R}\right] \neq \emptyset\right\} \geq \frac{2^{1-4a}c_a}{(4a-1)} \left(\frac{2}{R-1}\right)^{4a-1} \\ &\geq \frac{c_a}{(4a-1)} R^{1-4a} \end{aligned}$$

where c_a is given by (10) and $a = 2/\kappa$. Taking $c''_a = c_a/(4a-1)$ completes the proof. \square

5 The lower bound for $0 < \kappa \leq 4$

In this section we establish a result which gives the lower bound in Theorem 1.1 (a) for κ between 0 and 4.

Theorem 5.1. *If $0 < \kappa \leq 4$ and $\gamma' : [0, \infty) \rightarrow \overline{\mathbb{H}}$ is a chordal SLE_κ in \mathbb{H} from 0 to ∞ , then there exists a constant c_a''' such that*

$$P\{\gamma'[0, \infty) \cap C'_R \neq \emptyset\} \geq c_a''' R^{1-4a}$$

where $a = \kappa/2$ and C'_R is given by (5).

Before doing so, however, it is necessary to recall the probability that a fixed point $z \in \mathbb{H}$ lies to the left of $\gamma'[0, \infty)$. The version that we include may be found in Garban and Trujillo Ferreras [7] and is equivalent to the one given by Schramm [16]. As always, we write $a = 2/\kappa$.

Proposition 5.2. *Let $z = re^{i\theta} \in \mathbb{H}$, and set $f(z) = P\{z \text{ is to the left of } \gamma'[0, \infty)\}$. By scaling, the function f only depends on θ and is given by*

$$f(\theta) = \frac{\int_0^\theta (\sin \alpha)^{4a-2} d\alpha}{\int_0^\pi (\sin \alpha)^{4a-2} d\alpha}.$$

The proof of Theorem 5.1 now follows by applying this proposition to the point $z = 1 + iR^{-1}$.

Proof of Theorem 5.1. Since C'_R is the circle of radius $1/R$ centred at 1 in the upper half plane as defined in (5), it clearly follows that

$$P\{\gamma'[0, \infty) \cap C'_R \neq \emptyset\} \geq P\{1 + iR^{-1} \text{ is to the left of } \gamma'[0, \infty)\}$$

as shown in Figure 7.

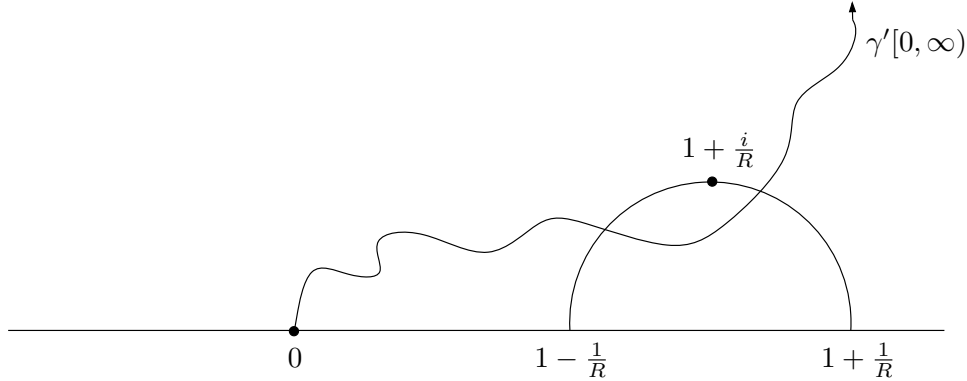


Figure 7: The point $z = 1 + \frac{i}{R}$ is to the left of $\gamma'[0, \infty)$.

Since $\arg(1 + iR^{-1}) = \arctan(R^{-1})$ and since $2 \sin x \geq x$ for $0 \leq x \leq \pi/4$, we conclude from Proposition 5.2 that

$$\begin{aligned} P\{1 + iR^{-1} \text{ is to the left of } \gamma'[0, \infty)\} &= \int_0^{\arctan(R^{-1})} (\sin \alpha)^{4a-2} d\alpha \\ &\geq \frac{1}{2} \int_0^{\arctan(R^{-1})} \alpha^{4a-2} d\alpha \\ &= \frac{\arctan^{4a-1}(R^{-1})}{8a-2}. \end{aligned} \tag{11}$$

Since $8 \arctan x \geq \pi x$ for $0 \leq x \leq 1$, we see that (11) implies that there exists a constant c_a''' such that

$$P\{1 + iR^{-1} \text{ is to the left of } \gamma'[0, \infty)\} \geq c_a''' R^{1-4a}$$

and completes the proof. \square

6 The $\kappa = 8/3$ case

In this section we take $\kappa = 8/3$ and complete the proof of Theorem 1.1 (b). It turns out that we will be able to compute the right side of (6) exactly in this case.

The key fact that is needed is the restriction property of chordal $\text{SLE}_{8/3}$. Indeed, the following remarkable formula due to Lawler, Schramm, and Werner solves the $\kappa = 8/3$ case immediately. See Theorem 6.17 of [12] for a proof; compare this with Proposition 9.4 and Example 9.7 of [12] as well.

Proposition 6.1. *If $\gamma' : [0, \infty) \rightarrow \overline{\mathbb{H}}$ is a chordal $\text{SLE}_{8/3}$ in \mathbb{H} from 0 to ∞ , and A is a bounded subset of \mathbb{H} such that $\mathbb{H} \setminus A$ is simply connected, $A = \mathbb{H} \cap \overline{A}$, and $0 \notin \overline{A}$, then*

$$P\{\gamma'[0, \infty) \cap A = \emptyset\} = [\Phi'_A(0)]^{5/8}$$

where $\Phi_A : \mathbb{H} \setminus A \rightarrow \mathbb{H}$ is the unique conformal transformation of $\mathbb{H} \setminus A$ to \mathbb{H} with $\Phi_A(0) = 0$ and $\Phi_A(z) \sim z$ as $z \rightarrow \infty$.

Applying Proposition 6.1 to our situation implies that

$$P\{\gamma[0, 1] \cap C_R = \emptyset\} = P\{\gamma'[0, \infty) \cap C'_R = \emptyset\} = P\{\gamma'[0, \infty) \cap D'_R = \emptyset\} = [\Phi'_{D'_R}(0)]^{5/8}$$

where $\Phi_{D'_R}(z)$ is the conformal transformation from $\mathbb{H} \setminus D'_R$ onto \mathbb{H} with $\Phi_{D'_R}(0) = 0$ and $\Phi_{D'_R}(z) \sim z$ as $z \rightarrow \infty$. In fact, the exact form of $\Phi_{D'_R}(z)$ is given by

$$\Phi_{D'_R}(z) = z - 1 + \frac{R^{-2}}{z - 1} + 1 + R^{-2} = z + \frac{R^{-2}}{z - 1} + R^{-2}. \quad (12)$$

Note that $\Phi_{D'_R}(0) = 0$, $\Phi_{D'_R}(\infty) = \infty$, and $\Phi'_{D'_R}(\infty) = 1$. We therefore conclude that $\Phi'_{D'_R}(0) = 1 - R^{-2}$ and so

$$P\{\gamma[0, 1] \cap C_R = \emptyset\} = (1 - R^{-2})^{5/8} \quad (13)$$

establishing Theorem 1.1 (b).

Remark. It is worth noting that Proposition 6.1 with the exact form of the conformal transformation $\Phi_{D'_R} : \mathbb{H} \setminus D'_R \rightarrow \mathbb{H}$ was used by Kennedy [8] to produce strong numerical evidence that the scaling limit of planar self-avoiding walk is chordal $\text{SLE}_{8/3}$. See also [9].

7 Proof of Theorem 1.1, a generalization, and an application

We now summarize our work of the previous four sections. The proof of Theorem 1.1 (a) follows immediately from Theorem 3.2 (the upper bound for all $0 < \kappa < 8$), Theorem 4.1 (the lower bound for $4 < \kappa < 8$), and Theorem 5.1 (the lower bound for $0 < \kappa \leq 4$). The proof of Theorem 1.1 (b) follows immediately from the discussion in Section 6 and (13) in particular.

The approach that we took in phrasing Theorem 1.1 was to consider chordal SLE_κ from 0 to x in \mathbb{H} intersecting the circle of radius Rx . This allowed the probability to be expressed in terms of R only, namely

$$P\{\gamma[0, 1] \cap C_R \neq \emptyset\} \asymp R^{1-4a}$$

where $a = 2/\kappa$. In fact, an examination of the proofs shows that we also derived a generalization of the Rohde and Schramm formula from Proposition 4.2 as expressed in (9).

Corollary 7.1. *Let $x > 0$ be a fixed real number, and suppose $0 < \epsilon < x/3$. If $\gamma' : [0, \infty) \rightarrow \overline{\mathbb{H}}$ is a chordal SLE_κ in \mathbb{H} from 0 to ∞ , then*

$$P\{\gamma'[0, \infty) \cap \mathcal{C}(x; \epsilon) \neq \emptyset\} \asymp \left(\frac{\epsilon}{x}\right)^{4a-1}$$

where $\mathcal{C}(x; \epsilon) = \partial\mathcal{B}(x; \epsilon) \cap \mathbb{H}$.

We conclude with an application of Corollary 7.1 by combining it with a method due to Dubédat [6]. For the remainder of the paper, however, suppose that $4 < \kappa < 8$; as before, let $a = 2/\kappa$. Suppose that $R \geq 3$ and consider the two semicircles

$$\mathcal{C}_R = \mathcal{C}\left(1 - \frac{1}{R}; \frac{1}{2R}\right) = \left\{z \in \mathbb{H} : \left|z - 1 + \frac{1}{R}\right| = \frac{1}{2R}\right\} \quad (14)$$

and

$$\mathcal{C}'_R = \mathcal{C}\left(1 - \frac{3}{4R}; \frac{3}{4R}\right) = \left\{z \in \mathbb{H} : \left|z - 1 + \frac{3}{4R}\right| = \frac{3}{4R}\right\} \quad (15)$$

as illustrated in Figure 8.

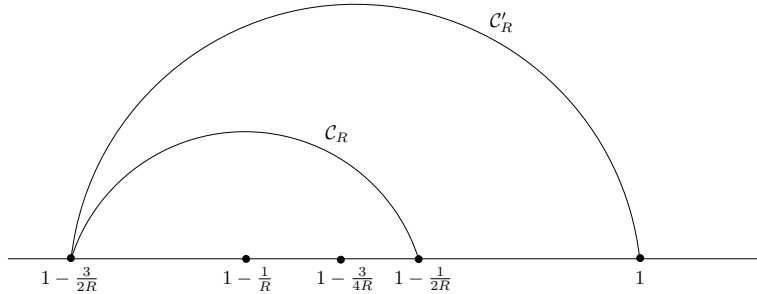


Figure 8: The semicircles \mathcal{C}'_R and \mathcal{C}_R .

It follows from Corollary 7.1 that $P\{\gamma'[0, \infty) \cap \mathcal{C}'_R \neq \emptyset\} \asymp R^{1-4a}$ and so there exists a constant c'_a such that $1 - c'_a R^{1-4a} \leq P\{\gamma'[0, \infty) \cap \mathcal{C}'_R = \emptyset\}$. However, it clearly follows that

$$P\{\gamma'[0, \infty) \cap \mathcal{C}'_R = \emptyset\} \leq \inf_{z \in \mathcal{C}_R} P\{T_z = T_1\}$$

where T_z is the swallowing time of the point $z \in \overline{\mathbb{H}}$ (and the infimum is over all $z \in \mathcal{C}_R$ not $z \in \mathcal{C}'_R$). From this we conclude that there exists a constant c'_a such that

$$1 - c'_a R^{1-4a} \leq \inf_{z \in \mathcal{C}_R} P\{T_z = T_1\}. \quad (16)$$

In order to derive an upper bound for the expression in (16), we use a method from Dubédat [6]. We now outline this method referring the reader to that paper for further details.

Let g_t denote the solution to the chordal Loewner equation (2), and for $t < T_1$, the swallowing time of the point 1, consider the conformal transformation $\tilde{g}_t : \mathbb{H} \setminus K_t \rightarrow \mathbb{H}$ given by

$$\tilde{g}_t(z) = \frac{g_t(z) - U_t}{g_t(1) - U_t}, \quad \tilde{g}_0(z) = z.$$

Note that $\tilde{g}_t(\gamma(t)) = 0$, $\tilde{g}_t(1) = 1$, $\tilde{g}_t(\infty) = \infty$, and that $\tilde{g}_t(z)$ satisfies the stochastic differential equation

$$d\tilde{g}_t(z) = \left[\frac{a}{\tilde{g}_t(z)} + (1-a)\tilde{g}_t(z) - 1 \right] \frac{dt}{(g_t(1) - U_t)^2} + [\tilde{g}_t(z) - 1] \frac{dU_t}{g_t(1) - U_t}.$$

If we now perform the time-change

$$\sigma(t) = \int_0^t \frac{ds}{(g_s(1) - U_s)^2},$$

then $\tilde{g}_{\sigma(t)}(z)$ satisfies the stochastic differential equation

$$d\tilde{g}_t(z) = \left[\frac{a}{\tilde{g}_t(z)} + (1-a)\tilde{g}_t(z) - 1 \right] dt + [\tilde{g}_t(z) - 1] d\tilde{B}_t \quad (17)$$

where $\{\tilde{B}_t, t \geq 0\}$ is a standard one-dimensional Brownian motion. For ease of notation, and because it does not concern us at present, we have also denoted the time-changed flow by $\{\tilde{g}_t(z), t \geq 0\}$. Furthermore, it is shown in detail in [6] that for all $\kappa > 0$, the time-changed stochastic flow $\{\tilde{g}_t(z), t \geq 0\}$ given by (17) does not explode in finite time (wp1).

Therefore, if F is an analytic function on \mathbb{H} such that $\{F(\tilde{g}_t(z)), t \geq 0\}$ is a local martingale, then Itô's formula implies that F must be a solution to the differential equation

$$w(1-w)F''(w) + [2a - (2-2a)w]F'(w) = 0. \quad (18)$$

We recognize that this is a hypergeometric differential equation and so (15.5.1) of [1] implies that the general solution of (18) is

$$F(w) = c' {}_2F_1(0, 1-2a, 2a; w) + c'' w^{1-2a} {}_2F_1(2-4a, 1-2a, 2-2a; w)$$

where c' and c'' are arbitrary constants and ${}_2F_1$ is the hypergeometric function. However, (15.3.1) and (6.2.2) of [1] imply that ${}_2F_1(0, 1-2a, 2a; w) = 1$ and so

$$F(w) = c' + c'' w^{1-2a} {}_2F_1(2-4a, 1-2a, 2-2a; w). \quad (19)$$

If we now choose to normalize F so that $F(0) = 0$ and $F(1) = 1$, then (19) implies that $c' = 0$ and

$$\frac{1}{c''} = {}_2F_1(2-4a, 1-2a, 2-2a; 1) = \frac{\Gamma(2-2a)\Gamma(4a-1)}{\Gamma(2a)} \quad (20)$$

obtaining the last equality from (15.1.20) of [1]. (The reason for choosing this normalization will be made clear later.) Hence, substituting (20) into (19) yields

$$\begin{aligned} F(w) &= \frac{\Gamma(2a)}{\Gamma(2-2a)\Gamma(4a-1)} w^{1-2a} {}_2F_1(2-4a, 1-2a, 2-2a; w) \\ &= \frac{\Gamma(2a)}{\Gamma(1-2a)\Gamma(4a-1)} w^{1-2a} \int_0^1 t^{-2a} (1-tw)^{4a-2} dt \end{aligned} \quad (21)$$

where the second step used (15.3.1) of [1]. Observe the similarities between this equation (21) and Proposition 4.2. If $w \in \mathcal{C}_R$ so that $0 < 1 - \frac{3}{2R} \leq |w| \leq 1 - \frac{1}{2R} < 1$ by definition, then taking absolute values of (21) implies that

$$|F(w)| \leq \frac{\Gamma(2a)}{\Gamma(1-2a)\Gamma(4a-1)} |w|^{1-2a} \int_0^1 t^{-2a} (1-t|w|)^{4a-2} dt$$

which relied on the fact that $4a-2 < 0$. A simple change-of-variables now implies

$$|F(w)| \leq \frac{\Gamma(2a)}{\Gamma(1-2a)\Gamma(4a-1)} \int_0^{|w|} t^{-2a} (1-t)^{4a-2} dt \quad (22)$$

so we can use the fact from (6.22) of [1] to see

$$\frac{\Gamma(2a)}{\Gamma(1-2a)\Gamma(4a-1)} \int_0^{|w|} t^{-2a} (1-t)^{4a-2} dt = 1 - \frac{\Gamma(2a)}{\Gamma(1-2a)\Gamma(4a-1)} \int_{|w|}^1 t^{-2a} (1-t)^{4a-2} dt \quad (23)$$

and therefore conclude that

$$\int_{|w|}^1 t^{-2a} (1-t)^{4a-2} dt \geq \int_{|w|}^1 (1-t)^{4a-2} dt = \frac{(1-|w|)^{4a-1}}{4a-1} \geq \frac{2^{1-4a}}{4a-1} R^{1-4a}. \quad (24)$$

Putting everything together by substituting (24) and (23) into (22), we find that if $w \in \mathcal{C}_R$, then

$$|F(w)| \leq 1 - \frac{\Gamma(2a)}{\Gamma(1-2a)\Gamma(4a-1)} \int_{|w|}^1 t^{-2a} (1-t)^{4a-2} dt \leq 1 - c_a'' R^{1-4a} \quad (25)$$

where

$$c_a'' = \frac{2^{1-4a} c_a}{4a-1} \quad \text{and} \quad c_a = \frac{\Gamma(2a)}{\Gamma(1-2a)\Gamma(4a-1)}$$

as in (10). We now explain the reason for choosing to normalize F so that $F(0) = 0$ and $F(1) = 1$. Notice that we can also write $F(w)$ given by (21) as

$$F(w) = \frac{\Gamma(2a)}{\Gamma(1-2a)\Gamma(4a-1)} \int_0^w \zeta^{-2a} (1-\zeta)^{4a-2} d\zeta. \quad (26)$$

Writing $F(w)$ in this form allows us to immediately recognize (18) as a hypergeometric differential equation whose solution as given by (26) has a continuous extension to $\overline{\mathbb{H}}$ and can be identified with a Schwarz-Christoffel transformation of the upper half plane onto the isosceles triangle whose interior angles are $(1-2a)\pi$, $(1-2a)\pi$, and $(4a-1)\pi$. Furthermore, the boundary values $F(0) = 0$ and $F(1) = 1$ imply that two of the vertices of the triangle are at 0 and 1. The third vertex is at $F(\infty)$. In fact, an explicit formula for $F(\infty)$ can be derived by applying identities (6.2.1) and (6.2.2) of [1] to (26); that is,

$$F(\infty) = \frac{\Gamma(2a)\Gamma(1-2a)}{\Gamma(2-4a)\Gamma(4a-1)} e^{(1-2a)\pi i}.$$

Using (15.1.7), (15.1.20), (6.1.15), and (6.1.18) of [1], one can show that

$$2 \cos((1-2a)\pi) = \frac{\Gamma(2a)\Gamma(1-2a)}{\Gamma(2-4a)\Gamma(4a-1)}$$

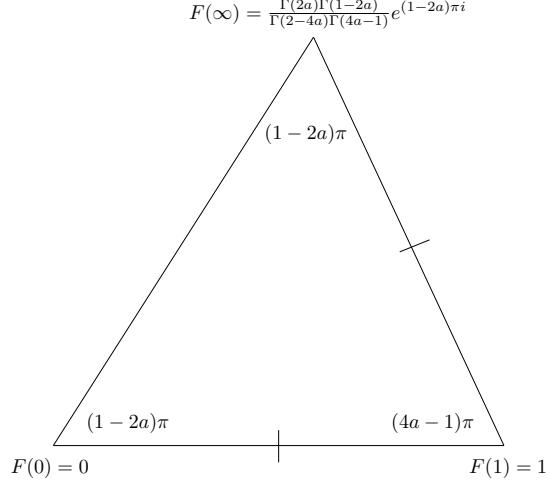


Figure 9: The isosceles triangle with vertices at 0, 1, and $F(\infty)$.

from which it follows that $|F(\infty) - 1| = 1$ as is to be expected for this isosceles triangle. The image of \mathbb{H} under the Schwarz-Christoffel transformation F is illustrated in Figure 9.

We now apply the optional sampling theorem to the martingale $F(\tilde{g}_{t \wedge T_z \wedge T_1}(z))$ to find (see the discussion surrounding Proposition 1 of [6]) that for $z \in \mathbb{H}$,

$$\begin{aligned} F(\tilde{g}_0(z)) &= F(z) = F(0)P\{T_z < T_1\} + F(1)P\{T_z = T_1\} + F(\infty)P\{T_z > T_1\} \\ &= P\{T_z = T_1\} + F(\infty)P\{T_z > T_1\}. \end{aligned} \quad (27)$$

Identifying the imaginary and real parts of the previous equation (27) implies that

$$\Im\{F(z)\} = \Im\{F(\infty)\}P\{T_z > T_1\}$$

and

$$\Re\{F(z)\} = P\{T_z = T_1\} + \Re\{F(\infty)\}P\{T_z > T_1\}.$$

Since $\Re\{F(\infty)\} \geq 0$, we conclude $P\{T_z = T_1\} \leq \Re\{F(z)\} \leq |F(z)|$ and so (25) shows for all $z \in \mathcal{C}_R$ that

$$P\{T_z = T_1\} \leq 1 - c_a'' R^{1-4a}.$$

Taking the supremum of the previous expression over all $z \in \mathcal{C}_R$ gives us the required upper bound to (16). Hence, we have proved the following theorem.

Theorem 7.2. *If $\gamma' : [0, \infty) \rightarrow \overline{\mathbb{H}}$ is a chordal SLE_κ in \mathbb{H} from 0 to ∞ with $4 < \kappa < 8$ and $a = 2/\kappa$, then there exist constants c_a' and c_a'' such that*

$$1 - c_a' R^{1-4a} \leq \inf_{z \in \mathcal{C}_R} P\{T_z = T_1\} \leq \sup_{z \in \mathcal{C}_R} P\{T_z = T_1\} \leq 1 - c_a'' R^{1-4a}$$

where

$$\mathcal{C}_R = \left\{ z \in \mathbb{H} : \left| z - 1 + \frac{1}{R} \right| = \frac{1}{2R} \right\}$$

denotes the circle of radius $(2R)^{-1}$ centred at $1 - R^{-1}$ in the upper half plane as in (14).

This theorem now yields the following corollary.

Corollary 7.3. *If $\gamma' : [0, \infty) \rightarrow \overline{\mathbb{H}}$ is a chordal SLE_κ in \mathbb{H} from 0 to ∞ with $4 < \kappa < 8$ and $a = 2/\kappa$, then there exist constants c'_a and c''_a such that*

$$1 - c'_a R^{1-4a} \leq P\{T_z = T_1 \text{ for all } z \in \mathcal{C}_R\} \leq 1 - c''_a R^{1-4a}$$

where \mathcal{C}_R is given by (14) as above.

Proof. Let $z_0 = 1 - \frac{1}{R} + \frac{i}{2R}$ so that $z_0 \in \mathcal{C}_R$ and Theorem 7.2 implies that there exists a constant c''_a such that

$$P\{T_z = T_1 \text{ for all } z \in \mathcal{C}_R\} \leq P\{T_{z_0} = T_1\} \leq \sup_{z \in \mathcal{C}_R} P\{T_z = T_1\} \leq 1 - c''_a R^{1-4a}. \quad (28)$$

As noted earlier, it follows from Corollary 7.1 that $P\{\gamma'[0, \infty) \cap \mathcal{C}'_R \neq \emptyset\} \asymp R^{1-4a}$ where \mathcal{C}'_R is given by (15), and so there exists a constant c'_a such that

$$P\{T_z = T_1 \text{ for all } z \in \mathcal{C}_R\} \geq P\{\gamma'[0, \infty) \cap \mathcal{C}'_R = \emptyset\} \geq 1 - c'_a R^{1-4a}. \quad (29)$$

Taking (28) and (29) together completes the proof. \square

Acknowledgements

This paper had its origins at *Workshop on Random Shapes* held at the Institute for Pure & Applied Mathematics in March 2007, and was completed during the 2007 *IAS/Park City Mathematics Institute on Statistical Mechanics*. The authors would like to thank both organizations for partial financial support, Peter Jones who organized the IPAM workshop, Scott Sheffield and Tom Spencer who organized the PCMI program, as well as Greg Lawler and Christophe Garban who provided us with many useful comments.

References

- [1] M. Abramowitz and I. A. Stegun, editors. *Handbook of Mathematical Functions with Formulas, Graphs, and Mathematical Tables*. National Bureau of Standards, Washington, DC, 1972.
- [2] T. Alberts. Asymptotics for two-interval SLE hitting probabilities on the real line. In preparation, 2007.
- [3] M. Bauer and D. Bernard. 2D growth processes: SLE and Loewner chains. *Phys. Rep.*, 432:115–221, 2006.
- [4] M. Bauer and D. Bernard. SLE, CFT, and zig-zag probabilities. Preprint, 2004. Available online at [arXiv:math-ph/0401019](https://arxiv.org/abs/math-ph/0401019).
- [5] V. Beffara. The dimension of the SLE curves. Preprint, 2002.
- [6] J. Dubédat. SLE and triangles. *Electron. Comm. Probab.*, 8:28–42, 2003.
- [7] C. Garban and J. A. Trujillo Ferreras. The expected area of the filled planar Brownian loop is $\pi/5$. *Comm. Math. Phys.*, 264:797–810, 2006.
- [8] T. Kennedy. Monte Carlo Tests of Stochastic Loewner Evolution Predictions for the 2D Self-Avoiding Walk. *Phys. Rev. Lett.*, 88:130601, 2003.

- [9] T. Kennedy. Conformal Invariance and Stochastic Loewner Evolution Predictions for the 2D Self-Avoiding Walk—Monte Carlo Tests. *J. Stat. Phys.*, 114:51–78, 2004.
- [10] M. J. Kozdron. The configurational measure on multiple non-crossing non-simple SLE paths. In preparation, 2007.
- [11] M. J. Kozdron and G. F. Lawler. The configurational measure on mutually avoiding SLE paths. In I. Binder and D. Kreimer, editors, *Universality and Renormalization: From Stochastic Evolution to Renormalization of Quantum Fields*, Volume 50 of *Fields Institute Communications*, pages 199–224, American Mathematical Society, Providence, RI, 2007.
- [12] G. F. Lawler. *Conformally Invariant Processes in the Plane*. American Mathematical Society, Providence, RI, 2005.
- [13] G. F. Lawler. Dimension and natural parametrization for SLE curves. Preprint, 2007.
- [14] G. F. Lawler, O. Schramm, and W. Werner. Conformal restriction: the chordal case. *J. Amer. Math. Soc.*, 16:917–955, 2003.
- [15] S. Rohde and O. Schramm. Basic properties of SLE. *Ann. Math.*, 161:883–924, 2005.
- [16] O. Schramm. A percolation formula. *Electron. Comm. Probab.*, 6:115–120, 2001.