

The Radical Character of the Acenes: A Density Matrix Renormalization Group Study

Johannes Hachmann, Jonathan J. Dorando, Michael Avilés and Garnet Kin-Lic Chan

*Department of Chemistry and Chemical Biology
Cornell University, Ithaca, New York 14853-1301*

(Dated: May 31, 2018)

We present a detailed investigation of the acene series using high-level wavefunction theory. Our *ab-initio* Density Matrix Renormalization Group algorithm has enabled us to carry out Complete Active Space calculations on the acenes from naphthalene to dodecacene correlating the full π -valence space. While we find that the ground-state is a singlet for all chain-lengths, examination of several measures of radical character, including the natural orbitals, effective number of unpaired electrons, and various correlation functions, suggests that the longer acene ground-states are *polyradical* in nature.

I. INTRODUCTION

The acenes are the series of ladder-like compounds consisting of linearly-fused benzene rings (Fig. 1) [1, 2]. Due to their technological potential [3, 4, 5] and their intrinsic value as models for more complex conjugated molecules, they have been the subject of many theoretical and experimental investigations [6, 7, 8, 9, 10, 11, 12, 13, 14]. In a number of recent studies, it has been proposed that longer acenes may possess an unusual electronic ground-state that is not the simple closed-shell singlet suggested by molecular orbital arguments. Based on extrapolating the experimental singlet-triplet gap of the acenes up to pentacene, Angliker *et al.* [7] predicted that the ground state of higher acenes from nonacene upwards would be a triplet. Density functional calculations by Houk *et al.* [11] also predicted a singlet-triplet cross-over. However, Bendikov *et al.* [12] noted that the restricted singlet density functional ground-state would become unstable to an open-shell singlet, or *singlet diradical*, configuration for acenes longer than hexacene. The open-shell singlet-triplet gap for the longest acene studied (decacene) was estimated as ranging from 1.5 (BLYP/6-31G(d)) to 5.7 (B3LYP/6-31G(d)) kcal/mol.

Despite these intriguing findings, the density functional results leave many interesting questions unanswered. For example, how diradicaloid are the acenes really compared to conventional diradical systems? As we go to longer acenes, might we expect to find tri- and even higher polyradical ground states? And if so, how do we understand the electronic structure and bonding

in these states? Such questions, which probe the essential *many-electron* character of di- (and indeed poly-) radicalism, are not easily answered through density functional theory based on a single Kohn-Sham determinant.

For this reason we have decided to explore the nature of the acene ground-state using high-level wavefunction-based electronic structure theory. The many-electron correlations in radical wavefunctions tell us about the coupled simultaneous motions of the electrons. Conceptually, singlet states with unpaired electrons require multi-configurational wavefunctions [15, 16, 17, 18, 19, 20, 21, 22, 23] as used, for example, in the CAS (complete active space) family of methods [24]. In the acenes, the ideal choice of active space would be the complete π -valence space, i.e. the set of all conjugated p_z orbitals. However, the exponential cost of traditional CAS methods as a function of the number of correlated orbitals and electrons renders calculations with the complete π -valence space impossible for acenes much longer than naphthalene, which already has 10 conjugated orbitals and electrons. Consequently, earlier CAS calculations could only use an incomplete π -valence space [12, 25].

The Density Matrix Renormalization Group (DMRG) algorithm [26, 27, 28] provides a way to overcome the traditional exponential complexity of CAS methods in long molecules such as the acenes [29, 30]. We have recently developed a local *ab-initio* DMRG method that computes an essentially exact CAS wavefunction with an effort that scales only quadratically with the length of the molecule [31]. Consequently, we can now extend the range of traditional CAS calculations in long molecules from about 10 orbitals to 100 active orbitals or more. In the current work we apply our *ab-initio* DMRG algorithm to the acene series from naphthalene (2-acene) to dodecacene (12-acene), in all cases correlating exactly the complete π -valence space. First we revisit the question of the relative stabilities of the singlet and triplet states. Then, using our correlated wavefunctions, we embark on a detailed study of the radical nature of these systems. We find intriguingly that the higher acenes are not only diradicals, but possess increasing polyradical character. By explicit visualisation of the electron correlation, we uncover a coupled motion of the electrons that gives a

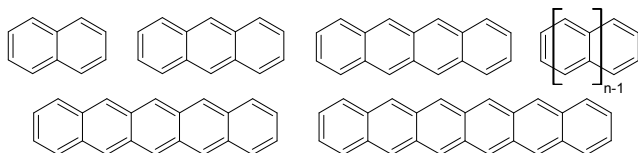


FIG. 1: The first few members and the unit cell of the acene series.

new picture of bonding in molecules with extended conjugation, showing that even systems such as the acenes can continue to provide fertile sources of surprising electronic structure.

II. COMPUTATIONAL METHODOLOGY

In the present context, we can regard the DMRG as an efficient way to exactly correlate, in the sense of full configuration interaction, the electrons in the active space. Details of the DMRG algorithm as implemented in our BLOCK code are given in Ref. [31, 32, 33]. Active space full configuration interaction theory is sometimes referred to as CASCI. Recall that CASCI is the same as the more common CASSCF (complete active space self-consistent field) method [24] but lacks the step of orbital optimisation. Orbital optimisation is possible within the DMRG but has not been used here. For the molecules in this work, the DMRG energies are converged to better than 0.1 kcal/mol and would be identical to the so-called CASCI energies if it were possible to compute these in the traditional manner.

DMRG calculations on the acenes were performed at the UB3LYP/6-31G(d) [34, 35] optimised singlet and triplet geometries which were essentially the same as those used by Bendikov *et al.* [12] (see supporting information for details). These structures have D_{2h} point-group symmetry. The rung C-C bonds are somewhat longer than the ladder C-C bonds and the ladder C-C bonds display increasing bond alternation towards the ends of the chain. For example in singlet decacene, the rung and ladder C-C bonds were 1.464 Å and 1.405 Å respectively at the middle of the chain, while the difference in successive ladder C-C bonds lengths was 0.058 Å at the end of the chain as compared to 0.010 Å at the middle.

The active space was chosen to be the complete π valence space, consisting of all conjugated carbon p_z orbitals, and all π electrons were correlated. The σ electrons were treated within a frozen-core approximation using the restricted Hartree-Fock orbitals. The calculations used either the minimal STO-3G basis [36] (up to dodecacene) or Dunning’s double- ζ DZ [37, 38] basis (up to hexacene) as indicated. In the case of the DZ basis, two p_z orbitals per carbon were used to make a “double” complete π -valence space. Thus whereas e.g. the DMRG/STO-3G calculations for pentacene correspond to a (22, 22) CASCI, the DMRG/DZ calculations would correspond to a (22, 44) CASCI. [81]

III. THE SINGLET-TRIPLET GAP

In Fig. 2 we present the computed DMRG singlet-triplet energy gaps as a function of the acene length. The calculations on dodecacene correspond to a (50, 50) CASCI and are only made possible through the DMRG algorithm. Included for comparison are the UB3LYP/6-

31G(d) and UBLYP/6-31G(d) singlet-triplet gaps (using open-shell wavefunctions where stable) as first reported by Bendikov *et al.* [12], which we have recomputed and extended to the complete set of acenes studied here [39]. While experimental triplet energies are somewhat difficult to compare directly with theoretical gas phase calculations, we have also included current experimental estimates where available [40, 41, 42, 43] [82].

Our DMRG calculations clearly confirm that the acenes maintain a singlet ground-state configuration and that there is a finite singlet-triplet gap for all chain-lengths. Going from the minimal STO-3G to the DZ basis and the corresponding larger double-active space, the singlet-triplet gap decreases by a few kcal/mol. With the DZ basis the hexacene DMRG gap is 17.5 kcal/mol. The remaining error in the DMRG calculations arises from the neglect of dynamical and σ - π correlations, which would generally further decrease the gap size. However, we estimate the effect of dynamical correlation on the gap to be very small when using the complete (and the double complete) π -valence space, on the order of a few kcal/mol. In Table II we present additional CASSCF and CASPT2 results (including the CASSCF and MRMP calculations of Kawashima *et al.* [25]) for the smaller acenes to estimate the effects of dynamical correlation. CASPT2 [44] and MRMP [45] both incorporate dynamical correlation on top of the CASSCF reference through second-order perturbation theory. We observe in naphthalene that when using a complete π -valence space the CASSCF singlet-triplet gap is very close (within 1-2 kcal/mol) to the CASPT2 singlet-triplet gap. It is only when incomplete active spaces are used that the CASPT2/MRMP gap is significantly different from the CASSCF gap. In all cases, the DMRG complete and double π -valence space gaps are closer to the experimental result than the MRMP gap in an incomplete active space. This highlights the importance of the complete π -valence space for π -electron excitations.

Comparison of the UBLYP and UB3LYP gaps with the experimental data suggests that the DFT results are an underestimate. This is particularly true for UBLYP which substantially underestimates the gap. Surprisingly, the DFT gaps appear to *increase* between 10-acene and 12-acene.

Using our DMRG data we can extrapolate to the infinite polyacene limit. Empirically, we find that the singlet-triplet gap is well fitted by an exponential form $a + be^{-c}$, giving a gap for the infinite chain of 8.69 ± 0.95 (STO-3G) and 3.33 ± 0.39 (DZ) kcal/mol respectively, somewhat lower than the previous estimate of 12.2 kcal/mol obtained by Raghu *et al.* [30] using the semi-empirical Pariser-Parr-Pople (PPP) Hamiltonian [46, 47].

TABLE I: Singlet-triplet gap ($E_{\text{triplet}} - E_{\text{singlet}}$) energies in kcal/mol for the acene series.

$[n]$ acene	DMRG/STO-3G	DMRG/DZ	UB3LYP/6-31G(d)	UBLYP/6-31G(d)	Experiment
2	61.5	61.0	62.6	60.4	61.0 [40]
3	45.9	44.0	41.8	40.2	43.1 [41]
4	34.7	31.9	27.7	26.7	29.3 [42]
5	26.7	23.4	17.9	17.4	19.8 [43]
6	21.0	17.5	10.9	10.9	
8	14.2		5.8	3.0	
10	11.6		5.6	1.7	
12	10.7		7.3	2.5	

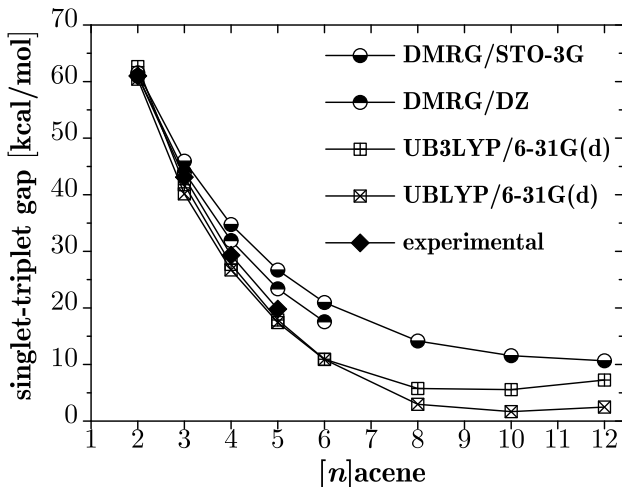


FIG. 2: Singlet-triplet energy gap as a function of the acene length.

IV. POLYRADICAL CHARACTER OF THE GROUND-STATE

Having established that the acene ground-states are singlets, are they then singlet diradicals as argued by Bendikov *et al.* [12]? A simple way to establish whether there are unpaired electrons in a correlated wavefunction is to examine the occupation numbers of the (spinless) natural orbitals - in a closed shell configuration, these are always 2 (doubly occupied) or 0 (unoccupied), while values close to 1 indicate single occupancy and unpaired electrons [48]. In Fig. 3 we plot the occupancies of the natural orbitals for the acene series. We have designated the two orbitals with occupancies closest to 1 the HONO (“highest occupied natural orbital” with occupancy greater than 1) and LUNO (“lowest unoccupied natural orbital” with occupancy less than 1) respectively. These natural orbitals together with usual HOMO and LUMO are shown in Fig. 4.

As can be seen, as we proceed to longer acenes the

TABLE II: Effect of active-space size and dynamical correlation on the singlet-triplet gap in smaller acenes. Complete = complete π -valence space, double = double π -valence space, partial = incomplete active space: 2-acene (8,8), 3- and 4-acenes (12,12). DZP = Dunning DZ basis with polarization functions [37, 38] except for results of Kawashima *et al.* [25]. All energies in kcal/mol.

$[n]$ acene	2	3	4
complete/DZ			
CASSCF	61.1		
CASPT2	60.5		
complete/DZP			
CASSCF	61.1		
CASPT2	59.7		
partial/DZP			
CASSCF	67.1	60.0 ^a	47.3 ^a
CASPT2/MRMP	56.9	46.1 ^a	34.8 ^a
complete/STO-3G			
DMRG	61.5	45.9	34.7
double/DZ			
DMRG	61.0	44.0	31.9
Expt	61.0	43.1	29.3

^aCASSCF/MRMP calculations of Kawashima *et al.* [25]; vertical singlet-triplet gap in a cc-pVDZ basis without polarization functions on H.

occupancy of the HONO and LUNO indeed approach 1, which is consistent with Bendikov *et al.*’s prediction of diradical character. The DZ basis, while yielding less radical character (e.g. the occupancy of the HONO in pentacene is 1.66 and 1.73 using the STO-3G and DZ bases respectively) shows the same general behaviour (The decreased radical character in the DZ basis is consistent with the general observation that radical character is reduced by dynamic correlation). However, what is surprising is that if we follow the *trend* for the next nearest single occupancy orbitals (the HONO-1 and the LUNO+1), the rate at which they approach single occupancy is comparable to that of the HONO and LUNO. This suggests that

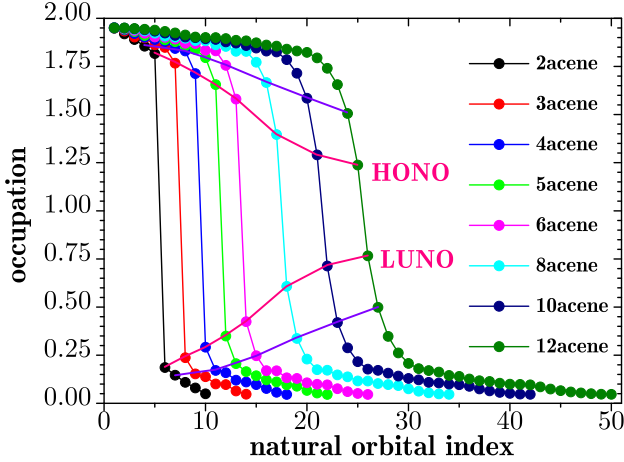


FIG. 3: Natural orbital occupation numbers for the acene series in the STO-3G basis. The lines are guides for the eye to show the evolution of the occupation numbers for the near-singly occupied orbitals as a function of chain length.

if we were to proceed to acenes longer than the 12-acene, we would eventually find not a diradical ground-state, but a polyradical ground-state.

Several different measures of the number of “effectively unpaired” electrons in a molecule have previously been proposed. While such integrated measures must contain less information than the underlying distribution of natural orbital occupations examined above, we include them here for completeness. We have investigated two measures, due to Takatsuka [49, 50, 51, 52, 53] and Head-Gordon respectively, [54, 55, 56], defined via

$$N_{\text{unpaired}}^{\text{Takatsuka}} = \sum_i 2n_i - n_i^2 \quad (1)$$

$$N_{\text{unpaired}}^{\text{Head-Gordon}} = \sum_i \min(n_i, 2 - n_i) \quad (2)$$

Here n_i is the occupation number of the i th natural orbital, which ranges from 0 to 2. The contribution from each orbital is a maximum when $n_i = 1$, whence each orbital contributes 1 electron to the effective number of unpaired electrons. These measures are plotted for the acenes in Fig. 5.

Some care must be taken when interpreting Fig. 5. Certainly, the values must not be taken literally; 12-acene does not contain 14 unpaired electrons! Both measures are extensive, meaning that they increase with the size of the molecule. (This also means that a large enough assembly of nearly closed-shell molecules would appear to have a substantial number of unpaired electrons using these measures. In such a case, however, the HONO and LUNO occupation numbers would *not* change and would stay near 2 and 0 as the number of molecules is increased, unlike what we see in the acenes). However, extensive scaling should only be observed for system sizes larger than the typical size of an unpaired electron. Examination of the gradients of the plots in Fig. 5 shows

an onset of extensive scaling around hexacene, which is consistent with the observation of Bendikov *et al.* that the first symmetry breaking of the density functional calculations occurs also at this chain-length. This further suggests that we can roughly associate *one unpaired spin with every five to six rings*.

V. VISUALISING ELECTRON CORRELATIONS

A. Theoretical background

Let us then regard the ground-state of the longer acenes as being a singlet polyradical. How are we to understand its electronic structure? We can visualise the simultaneous behaviour of the multiple electrons involved in the polyradical behaviour through their correlation functions. Correlation functions have long been used to understand bond-alternation and electron correlation in conjugated systems [29, 57]. We have evaluated three correlation functions, the particle-particle, spin-spin, and singlet diradical correlation functions which we now describe. In this section we shall be concerned with the correlations of the electrons in real-space. Thus in the following, indices i and j always refer to the (orthogonalised) p_z atomic orbitals on atoms i and atom j respectively. $\langle n_i^\sigma \rangle$ and $\langle S_i^z \rangle$ refer to the average σ occupancy and z -component of the spin in these orbitals.

Particle-particle:

$$C_{\text{particle}}(i, j) = 4 \left(\langle n_i^\alpha n_j^\beta \rangle - \langle n_i^\alpha \rangle \langle n_j^\beta \rangle \right) \quad (3)$$

This measures the correlation between the α population of orbital i and β population of orbital j . In a single-determinant wavefunction (such as the Kohn-Sham wavefunction) there are no $\alpha\beta$ correlations and this quantity is identically zero.

Spin-spin:

$$C_{\text{spin}}(i, j) = 4 \left(\langle S_i^z S_j^z \rangle - \langle S_i^z \rangle \langle S_j^z \rangle \right) \quad (4)$$

This measures the correlation between the spin in orbital i and the spin in orbital j . Note that in wavefunctions that preserve the correct singlet-spin symmetry as used in this work, $\langle S_i^z \rangle = \langle S_j^z \rangle = 0$. Because there are $\alpha\alpha$ and $\beta\beta$ correlations from the Pauli principle even in single determinant wavefunctions, this quantity does not fully vanish in non-interacting systems.

Singlet diradical:

$$C_{\text{diradical}}(i, j) = 2 \left(\langle d_i^\alpha d_j^\beta \rangle - \langle d_i^\alpha \rangle \langle d_j^\beta \rangle + \langle d_i^\beta d_j^\alpha \rangle - \langle d_i^\beta \rangle \langle d_j^\alpha \rangle \right) \quad (5)$$

$$d_i^\alpha = n_i^\alpha (1 - n_i^\beta)$$

The single occupancy operator d_i^α measures the probability that an orbital i is occupied with α spin without any simultaneous β occupancy. This and the joint diradical probability density $\langle d_i^\alpha d_j^\beta \rangle$ were introduced by Dutoi *et al.* [58]. The function $C_{\text{diradical}}$ above is obtained by

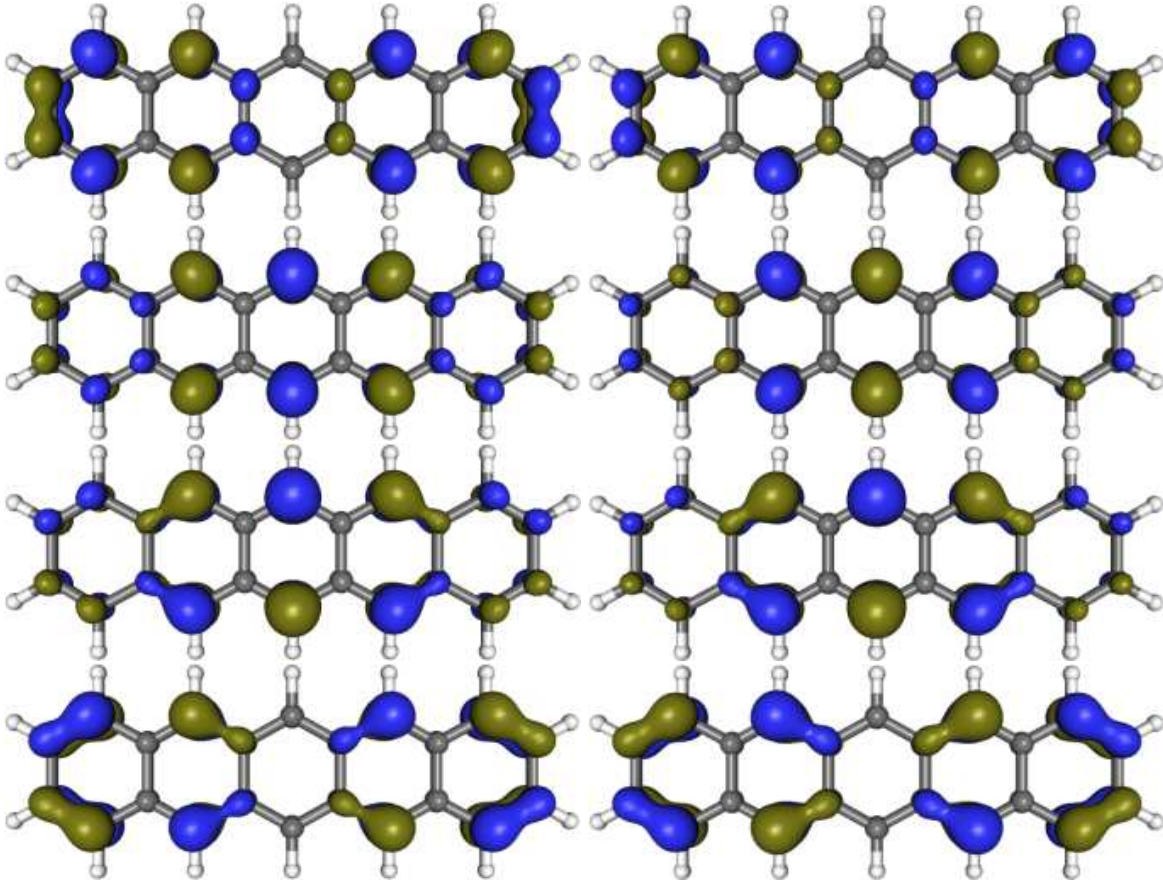


FIG. 4: Plots of the molecular orbitals (left: LUMO+1, LUMO, HOMO, HOMO-1) and natural orbitals (right: LUNO+1, LUNO, HONO, HONO-1) for pentacene.

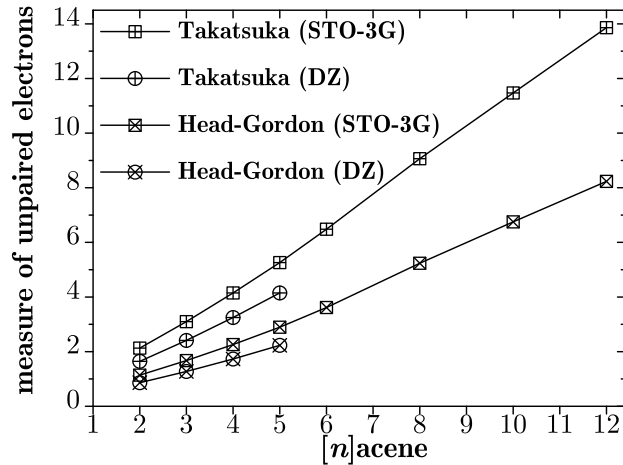


FIG. 5: Measures of the number of unpaired electrons in the acene series. See comment in text.

removing the independent probabilities of single occupation (e.g. $\langle d_i^\alpha \rangle \langle d_j^\beta \rangle$) from the probability density of Dutoi *et al.*, to give the correlation between single occupancies of orbitals i and orbital j with opposite spin. Again, because of Pauli type correlations in single determinant wavefunctions, this quantity does not fully vanish in non-interacting systems.

To make the meanings of these correlation functions explicit, we can examine the following limiting cases for 2-electron wavefunctions Ψ . (Here ϕ_1 and ϕ_2 are disjoint orthogonal atomic orbitals).

1. Singlet diradical $\Psi = \frac{1}{2}(\phi_1\phi_2 + \phi_2\phi_1)(\alpha\beta - \beta\alpha)$. In this case, the above correlation functions assume their extremum values of 1 or -1 . Thus we would find $C_{\text{particle}}(1,1) = C_{\text{particle}}(2,2) = -1$, $C_{\text{spin}}(1,1) = C_{\text{spin}}(2,2) = 1$, $C_{\text{diradical}}(1,1) = C_{\text{diradical}}(2,2) = -1$, and $C_{\text{particle}}(1,2) = 1$, $C_{\text{spin}}(1,2) = -1$, and $C_{\text{diradical}}(1,2) = 1$.
2. Closed-shell singlet $\Psi = \frac{1}{2\sqrt{2}}(\phi_1 + \phi_2)(\phi_1 + \phi_2)(\alpha\beta - \beta\alpha)$. In this case all correlation functions are identically 0, reflecting the absence of $\alpha\beta$ correlation.

3. Triplet $m_s = 0$ diradical $\Psi = \frac{1}{2}(\phi_1\phi_2 - \phi_2\phi_1)(\alpha\beta + \beta\alpha)$. Here all correlation function values are identical to those for the singlet diradical wavefunction. (One observes that the $m_s = 0$ triplet wavefunction differs from that of the singlet diradical only in the phase relationship between orbital products such as $\phi_1^\alpha\phi_2^\beta$ and $\phi_1^\beta\phi_2^\alpha$, thus to distinguish the two one should examine averages such as $\langle S_i^+ S_j^- \rangle$. Note that $m_s = 1$ triplet states were used in this study).

B. Correlation functions

Figs. 6 and 7 show plots of the different correlation functions evaluated for the singlet ground states of naphthalene, pentacene and dodecacene. Since the correlation functions are functions of two positions, we have plotted them as a function of the second position with the first (reference) position fixed (indicated by the boxed value in the figures).

In Fig. 6 all plots have the reference position fixed at the centre of the lower acene strand. Examining C_{particle} we see that it is large and negative at the reference position. Thus given an α electron in this orbital, there is a significantly *decreased* chance of finding a simultaneous β occupation of the orbital, or more simply, double occupancy of the atomic orbital is disfavoured. Moving one atom away, C_{particle} is large and positive reflecting an *increased* chance of finding the orbital to be occupied with opposite spin to that at the reference position. This antiferromagnetic correlation continues further away from the reference position in a pattern of positive and negative values of C_{particle} , though the rapidly decreasing amplitudes indicate that the correlations are short-ranged.

Examining the spin-spin C_{spin} and singlet diradical $C_{\text{diradical}}$ correlation functions yields a similarly consistent picture. C_{spin} is large and positive at the reference position while $C_{\text{diradical}}$ is large and negative, which both indicate that the orbital has a strong tendency towards single occupation. The neighbouring atoms further show strong single-occupancy, antiferromagnetic correlation with large negative (positive) values of C_{spin} ($C_{\text{diradical}}$), and this correlation decreases rapidly further away from the reference position. While C_{spin} and $C_{\text{diradical}}$ do not identically vanish for a single determinant uncorrelated wavefunction, their corresponding plots for pentacene in Fig. 6 show that aside from a small reduced propensity for double occupancy at the reference position which results from electron delocalisation, there are no significant antiferromagnetic correlations along the chains. (Recall that C_{particle} is identically zero in the single determinantal wavefunction).

Comparing the correlation functions of naphthalene and dodecacene shown in Fig. 6, for which the reference atom is in both cases at an “inner” position on the strand, we see that there is a (slight) increase in the antiferromagnetic correlations as the length of the acene increases. In naphthalene the correlation between the reference atom

and the atom on the neighbouring strand is stronger than the correlation to its neighbours on the same strand, a situation which is reversed in the longer acenes. This is consistent with the increasing difference between the ladder and rung C-C bond-lengths, which leads to the view of the longer acenes as a pair of coupled polyacetylene strands [11, 12].

Fig. 7 shows the spin-spin correlation plots where we move the reference position around the ring. As expected the antiferromagnetic correlations persist as the reference position is moved. Bond alternation is stronger near the edges of the pentacene ring and this leads to asymmetrical correlations between the reference position and its neighbours; stronger correlations are observed across the shorter bonds.

VI. THE NATURE OF BONDING IN THE ACENE POLYRADICAL STATE

The correlation functions evaluated above present a dynamic picture of the electronic motion in the acenes. Tracking a single electron as it makes its way around the ring, a second electron is pulled along, antiferromagnetically coupled to the first and distributed over the nearest neighbour atoms.

Short-range antiferromagnetic correlations naturally bring to mind resonating valence bonds [59, 60, 61, 62, 63, 64]. Recall that we can expand any wavefunction in terms of resonance structures, which may be classified as covalent, singly ionic, doubly ionic and so on (see Fig. 8). (In this language, the resonance structures are viewed only as a many-body basis for expanding the wavefunction; the molecular geometry is fixed across the different structures). From our correlation functions we see that the acene ground state is dominated by *covalent* resonance structures (no double occupancy of the p_z orbitals) with short-range spin-couplings (i.e. short-ranged antiferromagnetic correlations).

We should note that the use of the word resonance here is different from the colloquial usage where resonance structures are a simple metaphor for delocalisation. In terms of the resonance structures as a physical basis, electron delocalisation requires superposition of covalent *and* ionic structures with roughly equal weights. In the limit where the wavefunction is comprised only of covalent structures, we instead have an extreme *localisation*: the electrons are fixed and unpaired on each of the atomic sites with only a spin degree of freedom, which fluctuates between different kinds of spin-couplings. Wavefunctions which are predominantly covalent in nature can therefore be viewed as polyradicals as every electron is unpaired in a localised, isoenergetic atomic orbital. The covalent nature of the acene ground-state revealed by the correlation functions argues for this polyradical interpretation, which is consistent with the picture given earlier by the natural orbital occupations.

Valence bond language in conjugated π -systems has

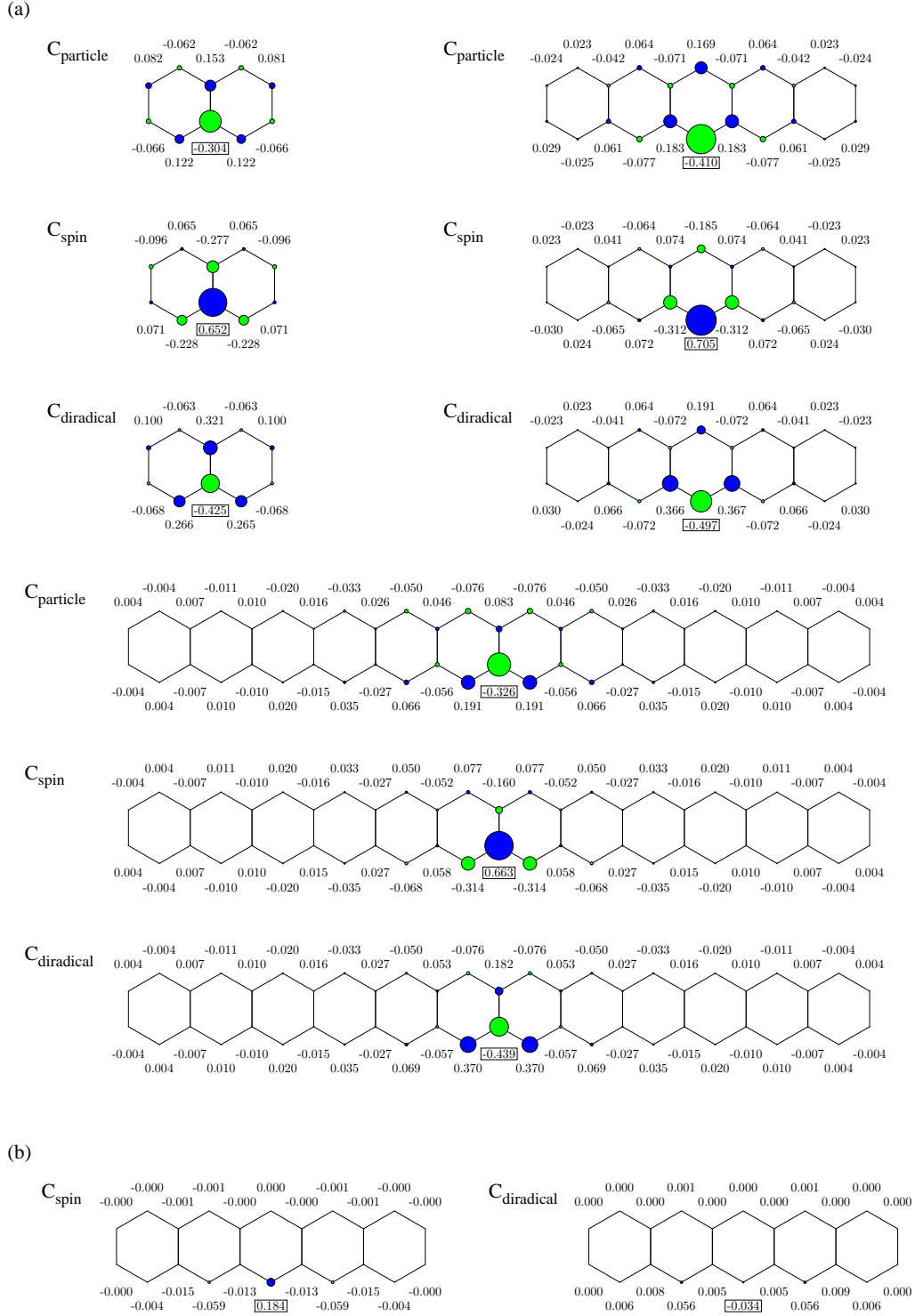


FIG. 6: (a) Particle-particle, spin-spin, and singlet diradical correlation functions evaluated for naphthalene, pentacene, and dodecacene in the STO-3G basis, fixing the reference point at the centre of the lower acene strand (indicated by the boxed value). The value of the correlation function is indicated by the numbers; the size and colour of the circles give the magnitude and sign of the correlation function respectively. (b) Correlation functions in a non-interacting model of pentacene.

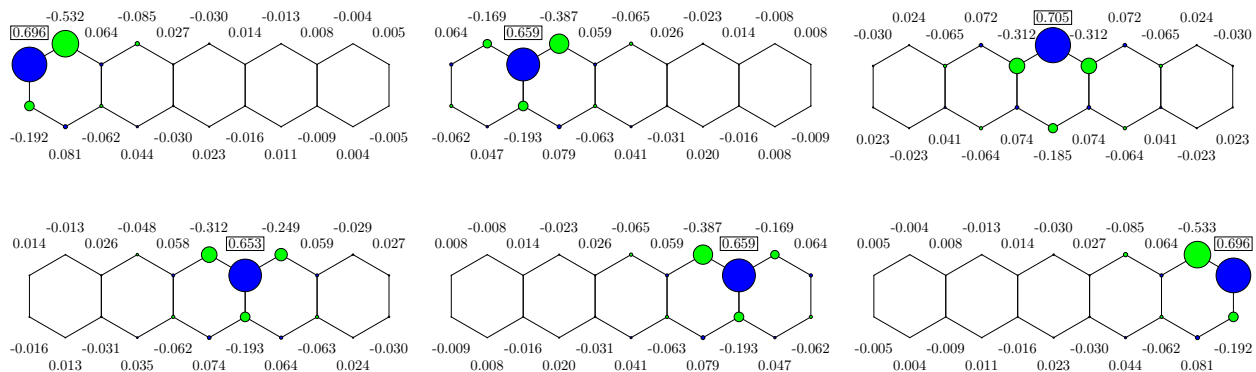


FIG. 7: Spin-spin correlation functions for pentacene as we move the reference point of the correlation function (indicated by the boxed value) around the ring.

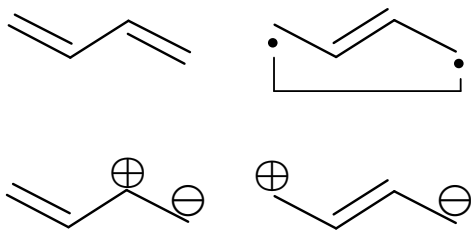


FIG. 8: Covalent (top) and ionic (bottom) resonance structures for a conjugated system. Note that electron delocalisation requires a combination of both covalent and ionic resonance structures with roughly equal weights.

long been appreciated in the context of their low-lying states, which are conventionally classified as covalent or ionic depending on the main resonance structures. Typically, covalent states appear more naturally described in the valence bond language. For example, in the polyenes, which may be thought of as making the two legs of the acene ladder, the lowest excitation is a covalent $2A_g$ state which appears to have large *double* excitation character from a molecular orbital viewpoint. However, this low-lying double excitation is easily understood in the valence bond language as arising from the singlet-recoupling of two singlet \rightarrow triplet excitations on adjacent double bonds [65, 66, 67, 68, 69, 70]. Valence bond descriptions and analyses have also been examined in the context of radical electronic structure [18, 71]. In traditional CAS calculations, to extract a valence bond picture one usually re-parametrises the wavefunction through a valence bond expansion (sometimes known as CASVB [72, 73, 74, 75, 76]). Such studies also find that the benzene ground-state should be viewed as a covalent state with antiferromagnetic spin-couplings, in accordance with what we have found for the acenes. The exponential size of the valence bond basis limits the CASVB

analysis to small molecules, but as we have demonstrated, correlation functions provide an alternative mechanism to infer the resonance nature of a state.

In a simple view of bonding, such as that afforded by the Hubbard [77, 78] or Pariser-Parr-Pople models there are two scales of energy, the resonance or hopping energy t associated with delocalisation and the Coulomb repulsion energy U associated with double occupancy of an atomic orbital. When $U/t \gg 1$, we may be said to be in the strongly interacting regime. Under such circumstances, the molecular orbital picture begins to break down and instead the appropriate qualitative wavefunction is the superposition of covalent resonance structures as described above. A standard choice of parameters for conjugated polymers in the Ohno parametrisation of the PPP Hamiltonian is $U = 11.26\text{eV}$ and $t = 2.4\text{eV}$ [29, 79, 80], placing systems such as the acenes in the moderately strongly interacting spectrum of Hamiltonians and therein lies an understanding of the polyradical character and covalent ground-state that we have observed.

VII. CONCLUSIONS

In summary, motivated by predictions of unusual ground-states in the longer acene molecules, we investigated acene electronic structure with high-level wavefunction theory. Using a new *ab-initio* Density Matrix Renormalization Group algorithm we could carry out Complete Active Space calculations on the acenes from naphthalene to dodecacene that correlated the full π -valence space. We find that the ground-state remains a singlet as the chain-length increases, with a finite singlet-triplet gap in the infinite chain limit. Detailed examination of the wavefunctions, natural orbitals, and effective number of unpaired electrons further reveals that the longer acenes exhibit singlet *polyradical* character in their ground-state. Through a series of correlation functions we observe that electrons are antiferromagnetically coupled in pairs on neighbouring atoms as they move

around the acene chains. These results are consistent with a view of the longer acenes as moderately strongly interacting electronic systems, for which the appropriate reference description is a polyradical wavefunction arising from a resonance of predominantly covalent valence bond structures. We note that such a viewpoint is essential to understand the excitations of these systems. Finally, our study illustrates that even simple systems such as the acenes can provide unusual surprises in their electronic structure.

Acknowledgments

JH is funded by a Kekulé Fellowship of the Fond der Chemischen Industrie (Fund of the German Chemical

Industry). MA was supported by the Cornell Center for Materials Research (CCMR) through their REU program. GKC acknowledges support from Cornell University, CCMR, the David and Lucile Packard Foundation in Science and Engineering, and the National Science Foundation CAREER program CHE-0645380.

-
- [1] E. Clar, *Polycyclic Hydrocarbons* (Academic Press, London, 1964).
 - [2] R. G. Havey, *Polycyclic Aromatic Hydrocarbons* (Wiley-VCH, New York, 1997).
 - [3] Y. Geerts, G. Klärner, and K. Müllen, in *Electronic Materials: The Oligomer Approach*, edited by K. Müllen and G. Wagner (Wiley-VCH, Weinheim, 1998), p. 48.
 - [4] C. D. Dimitrakopoulos and P. R. L. Malenfant, *Adv. Mater.* **14**, 99 (2002).
 - [5] C. Reese, M. Roberts, M. Ling, and Z. Bao, *Mater. Today*, 20 (2004).
 - [6] M. Bendikov, F. Wudl, and D. F. Perepichka, *Chem. Rev.* **104**, 4891 (2004).
 - [7] H. Angliker, E. Rommel, and J. Wirz, *Chem. Phys. Lett.* **87**, 208 (1982).
 - [8] M. Kertesz and R. Hoffmann, *Solid State Comm.* **47**, 97 (1983).
 - [9] S. Kivelson and O. L. Chapman, *Phys. Rev. B* **28**, 7236 (1983).
 - [10] K. B. Wiberg, *J. Org. Chem.* **62**, 5720 (1997).
 - [11] K. N. Houk, P. S. Lee, and M. Nendel, *J. Org. Chem.* **66**, 5517 (2001).
 - [12] M. Bendikov, H. M. Duong, K. Starkey, K. N. Houk, E. A. Carter, and F. Wudl, *J. Am. Chem. Soc.* **126**, 7416, 10493 (2004).
 - [13] R. Mondal, B. K. Shah, and D. C. Neckers, *J. Am. Chem. Soc.* **128**, 9612 (2006).
 - [14] A. R. Reddy and M. Bendikov, *Chem. Commun.*, 1179 (2006).
 - [15] T. Bally and W. T. Borden, *Rev. Comp. Chem.* **13**, 1 (1999).
 - [16] J. F. Stanton and J. Gauss, *Adv. Chem. Phys.* **125**, 101 (2003).
 - [17] L. V. Slipchenko and A. I. Krylov, *J. Chem. Phys.* **117**, 4694 (2002).
 - [18] L. Salem, C. Rowland, *Angew. Chem. Int. Ed.* **11**, 92 (1972).
 - [19] W. T. Borden, E. R. Davidson, *J. Am. Chem. Soc.* **99**, 4587 (1977).
 - [20] W. T. Borden, *Diradicals* (Wiley, New York, 1982).
 - [21] A. Rajca, *Chem. Rev.* **94**, 871 (1994).
 - [22] Y. Jung and M. Head-Gordon, *ChemPhysChem* **4**, 522 (2003).
 - [23] A. I. Krylov, *J. Phys. Chem. A* **109**, 10638 (2005).
 - [24] B. O. Roos, *Adv. Chem. Phys.* **69**, 399 (1987).
 - [25] Y. Kawashima, T. Hashimoto, H. Nakano, and K. Hirao, *Theor. Chem. Acc.* **102**, 49 (1999).
 - [26] S. R. White, *Phys. Rev. Lett.* **69**, 2863 (1992).
 - [27] S. R. White, *Phys. Rev. B* **48**, 10345 (1993).
 - [28] S. R. White and R. L. Martin, *J. Chem. Phys.* **110**, 4127 (1999).
 - [29] C. Raghu, Y. Anusooya Pati, and S. Ramasesha, *Phys. Rev. B* **65**, 155204 (2002).
 - [30] C. Raghu, Y. Anusooya Pati, and S. Ramasesha, *Phys. Rev. B* **66**, 035116 (2002).
 - [31] J. Hachmann, W. Cardoen, and G. K.-L. Chan, *J. Chem. Phys.* **125**, 144101 (2006).
 - [32] G. K.-L. Chan and M. Head-Gordon, *J. Chem. Phys.* **116**, 4462 (2002).
 - [33] G. K.-L. Chan, *J. Chem. Phys.* **120**, 3172 (2004).
 - [34] C. Lee, W. Yang, and R. G. Parr, *Phys. Rev. B* **37**, 785 (1988).
 - [35] A. D. Becke, *J. Chem. Phys.* **98**, 5648 (1993).
 - [36] W. J. Hehre, R. F. Stewart, and J. A. Pople, *J. Chem. Phys.* **51**, 2657 (1969).
 - [37] T. H. Dunning Jr., *J. Chem. Phys.* **53**, 2823 (1970).
 - [38] T. H. Dunning Jr. and P. J. Hay, in *Methods of Electronic Structure Theory*, Vol. 2, edited by H. F. Schaefer III (Plenum Press, New York, 1977).
 - [39] Gaussian 03, Revision C.02, M. J. Frisch *et al.*, Gaussian, Inc., Wallingford CT, 2004.
 - [40] J. B. Birks, *Photophysics of aromatic molecules* (Wiley, London, 1970).
 - [41] J. Schiedt and R. Weinkauff, *Chem. Phys. Lett.* **266**, 201 (1997).
 - [42] N. Sabbatini, M. T. Indelli, M. T. Gandolfi, and V. Balzani, *J. Phys. Chem.* **86**, 3585 (1982).
 - [43] J. Burgos, M. Pope, Ch. E. Swenberg, and R. R. Alfano, *Phys. Status Solid. B* **83**, 249 (1977).
 - [44] K. Andersson and P.-Å. Malmqvist and B. O. Roos, *J. Chem. Phys.* **96**, 1218 (1992).
 - [45] K. Hirao, *Chem. Phys. Lett.* **190**, 374 (1992).
 - [46] R. Pariser and R. G. Parr, *J. Chem. Phys.* **21**, 466, 767 (1953).

- [47] J. A. Pople, Trans. Faraday Soc. **49**, 1375 (1953).
- [48] D. Döhnert and J. Koutecký, J. Am. Chem. Soc. **102**, 1789 (1980).
- [49] K. Takatsuka, T. Fueno, and K. Yamaguchi, Theor. Chim. Acta **48**, 175 (1978).
- [50] K. Takatsuka and T. Fueno, J. Chem. Phys. **69**, 661 (1978).
- [51] R. C. Bochicchio, J. Mol. Struct. THEOCHEM **429**, 229 (1998).
- [52] V. N. Staroverov and E. R. Davidson, J. Am. Chem. Soc. **122**, 186 (2000).
- [53] V. N. Staroverov and E. R. Davidson, Chem. Phys. Lett. **330**, 161 (2000).
- [54] M. Head-Gordon, Chem. Phys. Lett. **372**, 508 (2003).
- [55] R. C. Bochicchio, A. Torre, and L. Lain, Chem. Phys. Lett. **380**, 486 (2003).
- [56] M. Head-Gordon, Chem. Phys. Lett. **380**, 488 (2003).
- [57] G. Fano, F. Ortolani, and L. Ziosi, J. Chem. Phys. **108**, 9246 (1998).
- [58] A. D. Dutoi, Y. Jung, and M. Head-Gordon, J. Phys. Chem. A **108**, 10270 (2004).
- [59] D. Cooper, *Valence Bond Theory* (Elsevier, Amsterdam, 2002).
- [60] W. A. Goddard III and L. B. Harding, Ann. Rev. Phys. Chem. **29**, 363 (1978).
- [61] J. Gerratt, D. L. Cooper, P. B. Karadakov, and M. Raimondi, Chem. Soc. Rev. **26**, 87 (1997).
- [62] S. Shaik and P. C. Hiberty, Rev. Comp. Chem. **20**, 1 (2004).
- [63] M. A. Garcia-Bach, A. Peñaranda, and D. J. Klein, Phys. Rev. B **45**, 10891 (1992).
- [64] Y. Gao, C.-G. Liu, and Y.-S. Jiang, J. Phys. Chem. A **106**, 2592 (2002).
- [65] K. Schulten and M. Karplus, Chem. Phys. Lett. **14**, 305 (1972).
- [66] T. H. Dunning, R. P. Hosteny, and I. Shavitt, J. Am. Chem. Soc. **95**, 5067 (1973).
- [67] I. Ohmine, M. Karplus, and K. Schulten, J. Chem. Phys. **68**, 2298 (1978).
- [68] B. S. Hudson, B. E. Kohler, K. Schulten, in *Excited States*, Vol. 6, edited by E. C. Lim (Academic Press, New York, 1982), p. 1.
- [69] M. Said, D. Maynau, and J. P. Malrieu, J. Am. Chem. Soc. **106**, 580 (1984).
- [70] W. Wu, D. Danovich, A. Shurki, and S. Shaik, J. Phys. Chem. A **104**, 874 (2000).
- [71] T. Wang and A. I. Krylov, J. Chem. Phys. **123**, 104304 (2005).
- [72] K. Hirao, H. Nakano, K. Nakayama, and M. Dupuis, J. Chem. Phys. **105**, 9227 (1996).
- [73] T. Thorsteinsson, D. L. Cooper, J. Gerratt, P. B. Karadakov, and M. Raimondi, Theor. Chim. Acta **93**, 343 (1996).
- [74] T. Thorsteinsson, D. L. Cooper, J. Gerratt, and M. Raimondi, in *Quantum Systems in Chemistry and Physics: Trends in Methods and Applications: A new approach to valence bond calculations: CASVB*, edited by R. McWeeny, J. Maruani, Y. G. Smeyers, and S. Wilson (Kluwer, Dordrecht, 1997).
- [75] D. L. Cooper, T. Thorsteinsson, and J. Gerratt, Adv. Quant. Chem. **32**, 51 (1998).
- [76] T. Thorsteinsson and D. L. Cooper, in *Quantum Systems in Chemistry and Physics*, Vol. 1: *Basic problems and models systems: An overview of the CASVB approach to modern valence bond calculations*, edited by A. Hernández-Laguna, J. Maruani, R. McWeeny, and S. Wilson (Kluwer, Dordrecht, 2000), p. 303.
- [77] J. Hubbard, Proc. Roy. Soc. Lond. A **276**, 238 (1963).
- [78] E. H. Lieb and F. Y. Wu, Phys. Rev. Lett. **20**, 1445 (1968).
- [79] K. Ohno, Theor. Chim. Acta **2**, 219 (1964).
- [80] G. Klopman, J. Am. Chem. Soc. **86**, 4550 (1964).
- [81] See EPAPS Document No. for further details of the calculations, energies, optimized geometries for all calculated oligoacenes at UB3LYP/6-31G(d) level, the data for Fig. 5, and complete Ref. [39]. This document can be reached through a direct link in the online articles HTML reference section or via the EPAPS homepage (<http://www.aip.org/pubservs/epaps.html>).
- [82] The hexacene “experimental” number reported in Houk *et al.* [11] is in fact the theoretical extrapolation given in [7] and is too low.