

Long-Time Behavior of Velocity Autocorrelation Function for Interacting Particles in a Two-Dimensional Disordered System

Tatsuro Yuge* and Akira Shimizu†

Department of Basic Science, University of Tokyo,

3-8-1 Komaba, Meguro-ku, Tokyo 153-8902, Japan

(Dated: September 21, 2017)

Abstract

The long-time behavior of the velocity autocorrelation function (VACF) is investigated by the molecular dynamics simulation of a two-dimensional system which has both a many-body interaction and a random potential. With strengthening the random potential by increasing the density of impurities, a crossover behavior of the VACF is observed from a positive tail, which is proportional to t^{-1} , to a negative tail, proportional to $-t^{-2}$. The latter tail exists even when the density of particles is the same order as the density of impurities. The behavior of the VACF in a nonequilibrium steady state is also studied. In the linear response regime the behavior is similar to that in the equilibrium state, whereas it changes drastically in the nonlinear response regime.

*Electronic address: yuge@ASone.c.u-tokyo.ac.jp

†Electronic address: shmz@ASone.c.u-tokyo.ac.jp

Transport coefficients are related to time integrals of the time correlation functions of appropriate quantities. Sufficiently fast decay of the correlation functions is therefore necessary for convergence of the transport coefficients, and it had been expected that the correlation functions are exponentially decaying functions in time. There are, however, certain systems in which correlation functions exhibit power-law decay at long times, which is called the long-time tail [1, 2, 3, 4, 5, 6, 7, 8, 9, 10, 11, 12, 13, 14, 15, 16, 17, 18, 19]. In heat conduction systems such as nonlinear lattices, hard-core particles, and Lennard-Jones systems, the long-time tails of the autocorrelation functions of the heat flux and the resultant system-size dependence of the thermal conductivity have been observed numerically [1, 2, 3, 4].

The long-time tails have also been observed for the velocity autocorrelation function (VACF) of a moving particle, which determines the self-diffusion coefficient D , in particle transport systems [5, 6, 7, 8, 9, 10, 11, 12, 13, 14, 15, 16, 17, 18, 19]. One of such systems is the hard-core fluid where the long-time tail of the VACF is positive and proportional to $t^{-d/2}$ (which we call the fluid-type tail) [5, 6, 7, 8, 9, 10, 11]. Here d is the dimension of the system. Hence D is divergent in the two-dimensional fluid, which may be observed as logarithmic dependence of D on the system size. Another system is the Lorentz model, which describes the motion of a single point particle in a disordered system where immobile scatterers are randomly arrayed. The long-time tail of the VACF in the Lorentz model is known to be negative and proportional to $-t^{-(d/2+1)}$ (which we call the Lorentz-type tail) [12, 13, 14, 15, 16, 17]. Although this tail does not lead to divergence of D even for $d = 2$, it might induce a system-size dependent term in D which decays only algebraically with increasing the system size.

Although in the fluid system only a many-body interaction is present whereas in the Lorentz model only a random potential (which immobile scatterers generate) is present, there are many physical systems which have both of them. A typical one of such systems is the electric conduction system, where interacting particles correspond to electrons and a random potential is generated by impurities and defects. At room temperature, two-dimensional electron systems in semiconductors are well described as two-dimensional *classical* systems because the room temperature is smaller than the quantum level spacing in the confining (z) direction and larger than the Fermi energy in the x - y plane [20]. It is widely known from experimental results that D of such systems is well-defined, independent of the sample size, to a good approximation. This fact suggests that the *coexistence* of a many-body interaction

(among electrons) and a random potential would change the long-time behavior of the VACF from the above-mentioned theoretical results which assume existence of only *either one* of them.

In the present paper, using the model of a classical electric conduction system proposed by us [21], we compute the VACF in a two-dimensional system which has both a random potential (impurity scatterings) and a many-body [electron-electron ($e-e$)] interaction, and study how the long-time behavior of the VACF changes with varying the densities of impurities and electrons [22]. We also investigate the VACF in nonequilibrium steady states, and observe considerable changes in the nonlinear response regime.

First, we analyze the equilibrium state. For this purpose we use a simplified version of our model [21]. It consists of two types of classical hard disks in a two-dimensional square box, the linear size of which is L . One type, which we call impurity, is immobile. Its radius and number density are denoted by R_i and n_i , respectively. The other type, which we call electron, moves freely till it collides with another electron or with an impurity. The mass, radius, and number density of the electrons are denoted by m_e , R_e , and n_e , respectively. We can change the strength of the random potential and the frequency of $e-e$ collisions by varying the values of n_i and n_e , respectively. The model without the impurities corresponds to the hard-disk fluid whereas the model without the $e-e$ interaction corresponds to the (non-overlapping) Lorentz model.

Using the event-driven molecular dynamics (MD) simulation, we study the long-time behavior of the VACF, $C(t) \equiv \langle \mathbf{v}(t) \cdot \mathbf{v}(0) \rangle / d$, of an electron in an equilibrium state ($d = 2$). The data of the VACF shown below are computed as follows: First we calculate the VACF for each electrons and take the average over the electrons in the system for each configuration of the impurities. Then we average the results over five configurations of the impurities. The errorbars are the standard deviations among the results of the five configurations.

We set m_e , R_e , and the temperature $k_B T$ to be unity, and take L and R_i to be $L = 480$ and $R_i = 0.4$ in these units. The boundary conditions are set to be periodic in both directions. The impurities are distributed randomly under the restriction that the distances among them are larger than $2(R_e + R_i)$. The initial positions of the electrons are so randomly arranged as not to overlap with the other disks, and their initial velocities are given by the Maxwell distribution of unit temperature. We calculate the VACF in the following two cases: (i) when we fix n_e and change n_i , i.e., we introduce the random potential into the

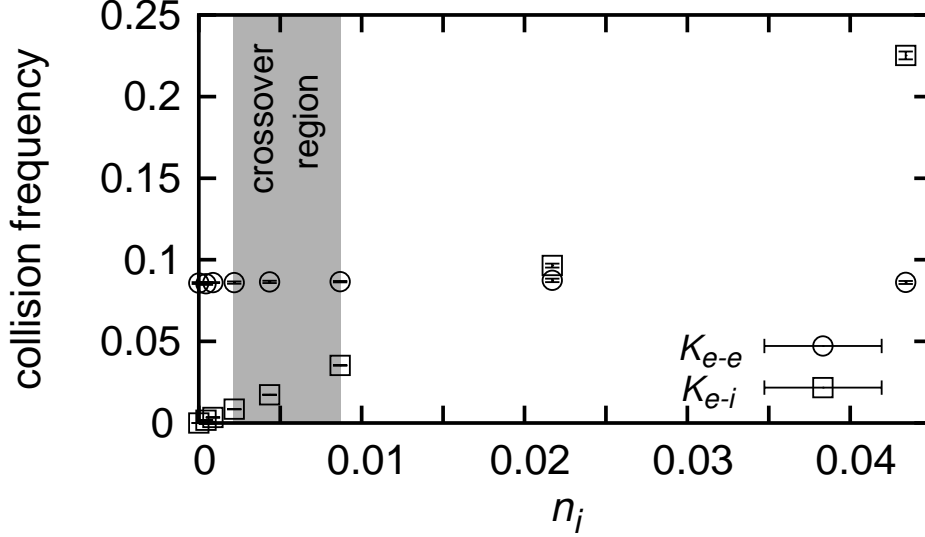


FIG. 1: Collision frequencies per unit time, K_{e-e} (circles) and K_{e-i} (squares), plotted against n_i . The value of n_e is fixed to 0.0217. The sizes of most of the errorbars are smaller than the sizes of the symbols. The region in gray shows the crossover region between the fluid-type and Lorentz-type tails.

system where only the $e-e$ interaction is present, (ii) when we fix n_i and change n_e , i.e., we introduce the $e-e$ interaction into the system where only the random potential is present.

In case (i), we calculate the VACF of the system with n_e fixed to 0.0217 and n_i varied from 0 to 0.0434. In this case, the reduced electron density is $n_e(R_e + R_e)^2 = 0.0868$. In Fig. 1 we show the $e-e$ and $e-i$ collision frequencies (denoted by K_{e-e} and K_{e-i} , respectively). Here, $K_{e-e} = (\text{number of the } e-e \text{ collisions per unit time})/n_e L^2$ and $K_{e-i} = (\text{number of the } e-i \text{ collisions per unit time})/n_e L^2$. From this result the duration time $\tau_{e-e} (\equiv 1/K_{e-e})$ of the $e-e$ collisions is evaluated to be about 12 when $n_i = 0$. The numerical results of the VACF are shown in Fig. 2. We observe that $C(0) \simeq 1 = k_B T/m_e$, implying the law of equipartition of energy, and that the VACF decays exponentially at initial times and then decays algebraically at longer times. There exists the positive long-time tail for $n_i \lesssim 2.17 \times 10^{-3}$. The exponent is about -1 at $n_i = 0$, which reproduces the result for the hard-disk fluid [5, 6, 7, 8, 9, 10, 11]. With increasing n_i this fluid-type tail becomes weaker (i.e., the decay becomes faster). For $n_i \gtrsim 4.34 \times 10^{-3}$ it disappears, and instead, the negative

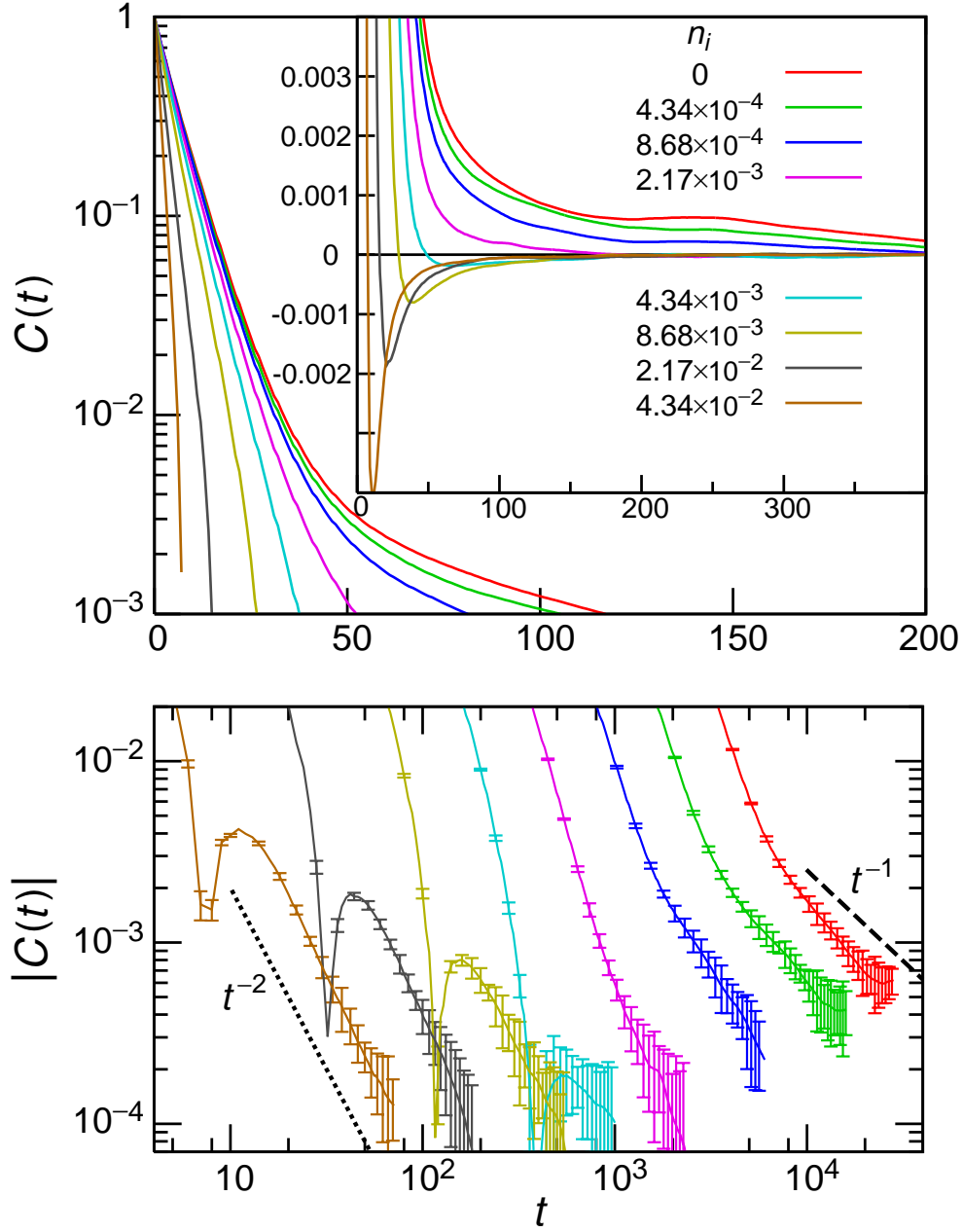


FIG. 2: The VACF plotted against t , for various values of n_i . The parameters are the same as those in Fig. 1. Top: A semilog plot around initial times. Inset of the top: A magnified plot on linear scales. Bottom: A double logarithmic plot of the absolute value of the VACF. In the bottom, for clarity, the data of neighboring parameters have been shifted along the time axis by a factor of two. The dashed and dotted lines are guides to the eye, which are proportional to t^{-1} and t^{-2} , respectively.

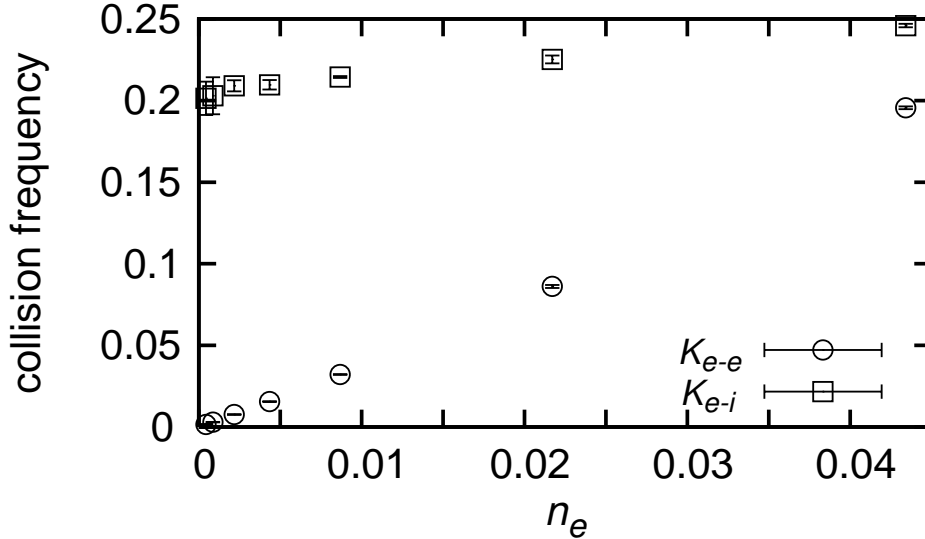


FIG. 3: Collision frequencies per unit time, K_{e-e} (circles) and K_{e-i} (squares), plotted against n_e . The value of n_i is fixed to 0.0434. The sizes of most of the errorbars are smaller than the sizes of the symbols. The crossover region would exist at larger values of n_e than the range shown here.

long-time tail appears. The VACF decays as $-t^{-2}$ for $n_i \gtrsim 10^{-2}$, which is the same result as the Lorentz model [12, 13, 14, 15, 16, 17]. This observation suggests that the Lorentz-type tail exists even when τ_{e-e} is the same order as $\tau_{e-i} = 1/K_{e-i}$, the duration time of the $e-i$ collisions.

To see this fact more clearly, we compute the VACF for case (ii), with n_i fixed to 0.0434 and n_e varied from 4.34×10^{-6} (i.e., a single electron in the system, corresponding to the system without the $e-e$ interaction) to 0.0434. In this case, the reduced impurity density is $n_i(R_e + R_i)^2 = 0.0851$, and K_{e-e} and K_{e-i} are shown in Fig. 3. From this result $\tau_{e-i} \simeq 5$ when the $e-e$ interaction is absent. We show the numerical results of the VACF in Fig. 4. It is seen that at long times the VACF decays as $-t^{-2}$ at $n_e = 4.34 \times 10^{-6}$, which corresponds to the Lorentz model, and that this Lorentz-type tail also exists for larger values of n_e . Thus the Lorentz-type tail appears even when $\tau_{e-e} \sim \tau_{e-i}$. (see Fig. 3).

According to the phenomenological approaches [6, 9, 10, 11, 16, 17], the origin of the long-time tails is the coupling of hydrodynamic modes in the systems. In the fluid the conservation of both the momentum and particle number contributes to the hydrodynamic

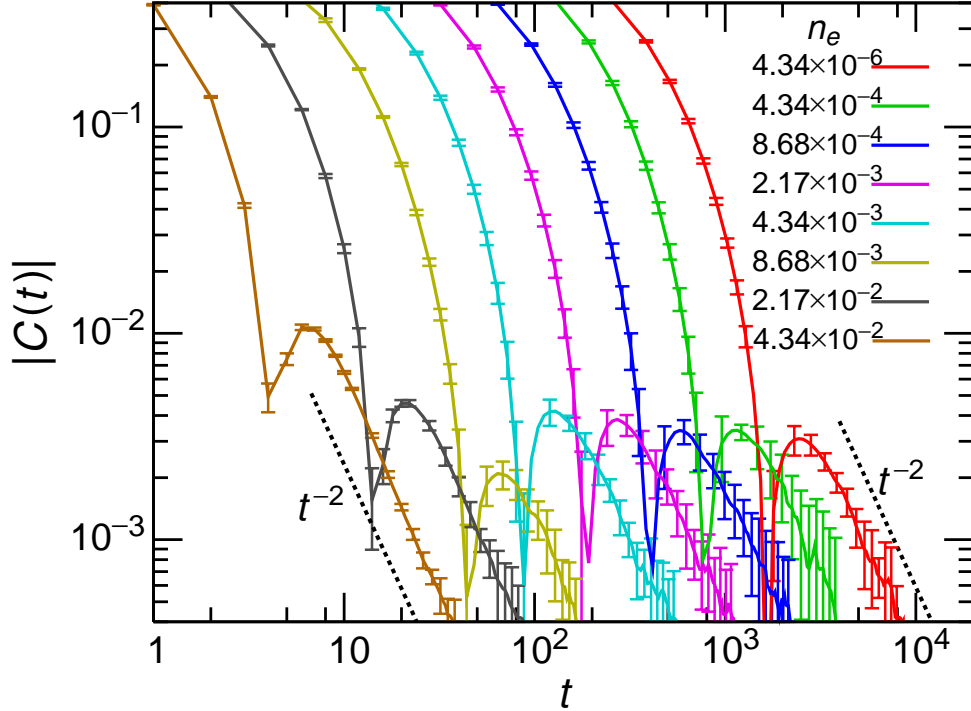


FIG. 4: A double logarithmic plot of the absolute value of the VACF, plotted against t , for various values of n_e . The parameters are the same as those in Fig. 3. The red line ($n_e = 4.34 \times 10^{-6}$) represents the case of no e - e interaction, which corresponds to the Lorentz model. For clarity, the data of neighboring parameters have been shifted along the time axis by a factor of two. The dotted lines are guides to the eye, which are proportional to t^{-2} .

modes [6, 10, 11]. In the Lorentz model, by contrast, only the particle-number conservation contributes to the mode, which couples with the static mode generated by the configuration of the impurities [17]. Although the absence of the interaction between particles (the e - e interaction) was assumed in ref. 17, our results suggest that a similar mode-coupling theory would be valid whether or not the interaction between particles is present if a system has the dynamical mode from particle-number conservation and some static modes couple with it.

According to this interpretation, the crossover of the long-time behavior from the fluid-type tail to the Lorentz-type one with increasing n_i (Fig. 2) would be explained as follows. To treat the electron system as a fluid, it is necessary that the e - e collisions occur more

frequently than the e - i collisions. That is, $\tau_{e-i} \gtrsim M_c \tau_{e-e}$ is a necessary condition for regarding the velocity field to be hydrodynamic, where $M_c (\gtrsim 1)$ is a crossover ratio of the collision frequencies, which would be almost independent of the densities and the system size. Therefore, when $\tau_{e-i}/\tau_{e-e} \gg M_c$ both types of the long-time tails are present, and we observe the fluid-type one manifestly because it is stronger than the Lorentz-type one. With increasing n_i , τ_{e-i} becomes smaller, and when $\tau_{e-i}/\tau_{e-e} \ll M_c$ the fluid-type tail disappears because the hydrodynamic description of the velocity field is not valid. The Lorentz-type tail, by contrast, survives even in this regime due to the particle-number conservation.

In Fig. 2 the crossover takes place around $2.17 \times 10^{-3} \lesssim n_i \lesssim 8.68 \times 10^{-3}$. Thus from the corresponding values of τ_{e-i} and τ_{e-e} in Fig. 1, we evaluate M_c to satisfy

$$2 \lesssim M_c \lesssim 10. \quad (1)$$

We can translate M_c into the crossover value of the density ratio as

$$(n_e/n_i)_c = M_c \sigma_{e-i}/\sigma_{e-e} \quad (2)$$

if we assume the approximate relations $\tau_{e-i} \sim 1/v_e n_i \sigma_{e-i}$ and $\tau_{e-e} \sim 1/v_e n_e \sigma_{e-e}$. Here, v_e is the thermal velocity of an electron, and σ_{e-i} and σ_{e-e} are the cross sections of the e - i and e - e scatterings, respectively. Since $\sigma_{e-i}/\sigma_{e-e} = (R_e + R_i)/2R_e$ for hard-disk interactions, eq. (1) is translated as $2 \lesssim (n_e/n_i)_c \lesssim 7$. These values are consistent with Fig. 2 (where n_e is fixed to 2.17×10^{-2}), which shows the validity of eq. (2). In Fig. 4 ($n_i = 4.34 \times 10^{-2}$), n_e/n_i ranges from 10^{-3} to 1 in our calculation, which is smaller than $(n_e/n_i)_c$. Therefore, the fact that we have observed only the Lorentz-type tail in Fig. 4 is also consistent with the above interpretation.

Finally, let us examine the long-time tail of the VACF in nonequilibrium steady states. In order to realize a nonequilibrium steady state, we use our original model [21]. That is, in addition to the electrons and impurities there exist another type of moving disks (which we call phonons) in a rectangular box of size $L_x \times L_y$. The mass and radius of the phonons are $m_p = 1.0$ and $R_p = 1.0$, respectively. In the x -direction we apply an electric field E to the electrons to induce the electric current, and the boundary condition in this direction is periodic. The boundaries in the y -direction are potential walls for the electrons, and thermal walls for the phonons, which simulate the heat transfer outside the system (conductor) to keep it in a steady state. The interaction between any pair of the disks is taken to be

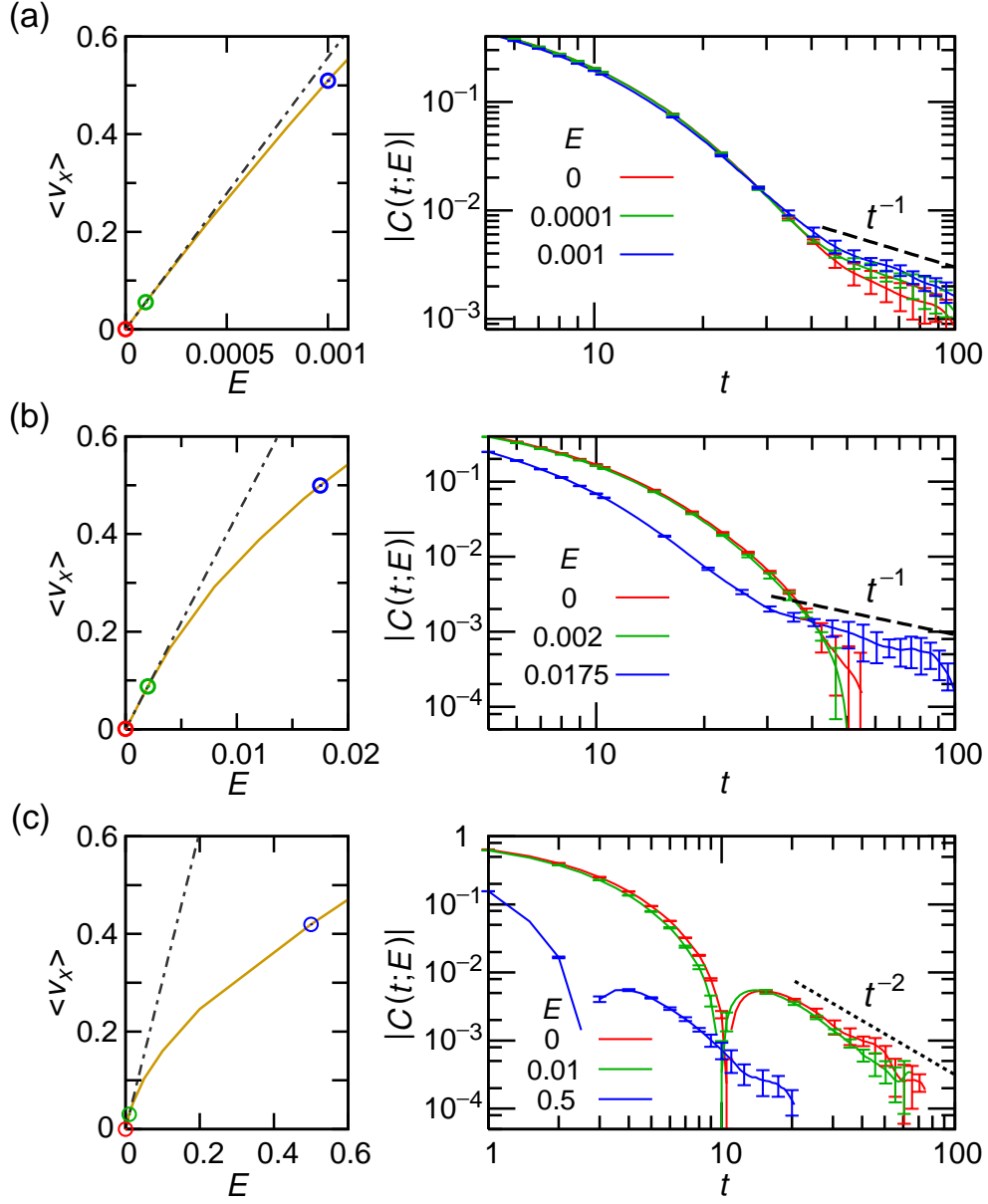


FIG. 5: Left graphs: The mean velocities of an electron versus electric fields. The broken lines represent the slopes of the linear response coefficients. Right graphs: The absolute values of the VACF for steady states under various values of the electric field, plotted against t . The data in red, green and blue are the results for the equilibrium state, the linear response regime and the nonlinear response regime, respectively. The dashed and dotted lines are guides to the eye, which are proportional to t^{-1} and t^{-2} , respectively. The number densities of the impurities are (a) $n_i = 0$ [$n_e/n_i > (n_e/n_i)_c$], (b) $n_i = 0.00213$ [$n_e/n_i \sim (n_e/n_i)_c$], and (c) $n_i = 0.0267$ [$n_e/n_i < (n_e/n_i)_c$]. Unlike Figs. 2 and 4, we have not shifted any of the data along the horizontal axes.

Hertzian. The equations of motion are solved by the Gear's predictor-corrector method. As shown in ref. 21 and in the left graphs in Fig. 5 (in which the charge of an electron is set to be unity), this model has well-defined nonequilibrium steady states even in the nonlinear response regime. We calculate the VACF defined by

$$C(t; E) \equiv \frac{\langle (v_x(t) - \langle v_x \rangle)(v_x(0) - \langle v_x \rangle) \rangle}{\langle (v_x - \langle v_x \rangle)^2 \rangle} \quad (3)$$

in a nonequilibrium steady state, where v_x is the component of electron's velocity parallel to E . We set $L_x = 750$ and $L_y = 125$, and fix the number densities of the electrons and phonons to be $n_e = 0.0160$ and $n_p = 0.00533$, respectively. From the results for the equilibrium state ($E = 0$), we find that the crossover of the VACF with increasing n_i is observed even when the phonons are present. Then we compute and compare the VACFs in the equilibrium state, the linear response regime and the nonlinear response regime, for various values of n_e/n_i . The right graphs in Fig. 5 depict the results. It is seen that in the linear response regime the behavior of the VACF is almost the same as in the equilibrium state. In the nonlinear response regime, by contrast, we observe drastic changes in the behavior. For $n_e/n_i \gtrsim (n_e/n_i)_c$ [Figs. 5(a) and 5(b)] the fluid-type tail is enhanced as the electric field becomes larger. For $n_e/n_i \sim (n_e/n_i)_c$ [Fig. 5(b)] in particular, although we cannot observe the fluid-type tail clearly either in the equilibrium state or in the linear response regime, it appears manifestly in the nonlinear response regime. For $n_e/n_i < (n_e/n_i)_c$ [Fig. 5(c)] the Lorentz-type tail appears from shorter times than in the equilibrium state. We think that this is partly because τ_{e-i} becomes shorter with increasing E [21].

In summary, using the MD simulation we have studied the long-time behavior of the VACF for interacting electrons in a two-dimensional disordered system. For the equilibrium state we have found that with increasing the density of the impurities the long-time tail crosses over from the positive tail proportional to t^{-1} (the fluid-type tail) to the negative tail proportional to $-t^{-2}$ (the Lorentz-type tail). The Lorentz-type tail survives even when we increase the density of the electrons up to the same order as that of the impurities. These results imply that in our two-dimensional system the diffusion constant does not diverge in the limit of infinite system size [23]. There may remain, however, a small term, which depends weakly (algebraically) on the system size. We have also found that the crossover occurs when $\tau_{e-i}/\tau_{e-e} \sim M_c$ or $n_e/n_i \sim M_c \sigma_{e-i}/\sigma_{e-e}$, where $2 \lesssim M_c \lesssim 10$.

For nonequilibrium steady states, although in the linear response regime the VACF be-

haves similarly to that in the equilibrium state, its behavior changes considerably in the nonlinear response regime. There the fluid-type tail is enhanced for smaller n_i whereas the Lorentz-type tail appears from earlier times for larger n_i .

We expect that these summarized results would be insensitive to details of the systems, and that elaborate experiments and a kinetic theory with two-parameter (n_e and n_i) density expansion would support our results. Furthermore, our estimate of M_c would be useful for analyzing not only the long tails but also other physical phenomena of many-particle systems because one can judge whether the system can be described as a fluid.

Acknowledgment

The authors acknowledge N. Ito for helpful discussions. This work was supported by a grant from the Research Fellowships of the Japan Society for the Promotion of Science for Young Scientists (No. 1811579).

-
- [1] S. Lepri, R. Livi and A. Politi, Phys. Rep. **377** (2003) 1.
 - [2] T. Murakami, T. Shimada, S. Yukawa and N. Ito, J. Phys. Soc. Jpn. **72** (2003) 1049.
 - [3] F. Ogushi, S. Yukawa and N. Ito, J. Phys. Soc. Jpn. **74** (2005) 827.
 - [4] H. Shiba, S. Yukawa and N. Ito, J. Phys. Soc. Jpn. **75** (2006) 103001.
 - [5] B. J. Alder and T. E. Wainwright, Phys. Rev. Lett. **18** (1967) 988.
 - [6] M. H. Ernst, E. H. Hauge, and J. M. J. van Leeuwen, Phys. Rev. Lett. **25** (1970) 1254.
 - [7] J. R. Dorfman and E. D. G. Cohen, Phys. Rev. Lett. **25** (1970) 1257.
 - [8] R. Zwanzig and M. Bixon, Phys. Rev. A **2** (1970) 2005.
 - [9] K. Kawasaki, Phys. Lett. A **32** (1970) 379.
 - [10] Y. Pomeau and P. Résibois, Phys. Rep. **19** (1975) 63.
 - [11] T. R. Kirkpatrick, D. Belitz, and J. V. Sengers, J. Stat. Phys. **109** (2002) 373.
 - [12] M. H. Ernst and A. Weijland, Phys. Lett. A **34** (1971) 39.
 - [13] C. Bruin, Phys. Rev. Lett. **29** (1972) 1670.
 - [14] B. J. Alder and W. E. Alley, J. Stat. Phys. **19** (1978) 341.
 - [15] B. J. Alder and W. E. Alley, Physica **121A** (1983) 523.

- [16] W. Götze, E. Leutheusser, and S. Yip, Phys. Rev. A **23** (1981) 2634.
- [17] M. H. Ernst, J. Machta, J. R. Dorfman, and H. van Beijeren, J. Stat. Phys. **34** (1984) 477.
- [18] S. R. Williams, G. Bryant, I. K. Snook, and W. van Meegen, Phys. Rev. Lett. **96** (2006) 087801.
- [19] F. Höfling and T. Franosch, Phys. Rev. Lett. **98** (2007) 140601.
- [20] For $3 \times 10^{11} \text{ cm}^{-2}$ density of electrons in a GaAs quantum well of 10 nm thickness, for example, the level spacing $\simeq 150 \text{ meV}$ whereas the Fermi energy $\simeq 10 \text{ meV}$.
- [21] T. Yuge, N. Ito, and A. Shimizu, J. Phys. Soc. Jpn. **74** (2005) 1895.
- [22] While our calculation is performed for rather low densities, recent works indicate that the exponents of the long-time tails change for much higher densities of particles for the hard-sphere fluid model [18] and the Lorentz model [19].
- [23] Some Burnett coefficients may diverge as in the Lorentz model [17]. Its significance for transport phenomena in real physical systems remains an open question.