

A proof of the invariance of the contact angle in Electrowetting

Claire Scheid Patrick Witomski

LJK, Grenoble, France

Abstract

We prove the invariance of the contact angle in liquid-solid wetting phenomena : an electrified droplet is spreading on a solid surface. The drop is minimizing its energy. We express the differential of this energy with respect to the shape of the drop and deduce necessary conditions for optimality . By variational method, using well-chosen test functions, we obtain the main result about the contact angle between the drop and the solid.

MSC-class : 49K10,49K20,49K30.

Keywords : shape optimization, variational calculus, electrowetting.

Introduction

In this article we give a proof of the invariance of the contact angle in a solid-liquid wetting phenomenon. To model this experience, described below, we use an energy minimization with respect to the shape and we obtain the main result by variational techniques. The phenomenon we are dealing with is named electrowetting.

Electrowetting is a technique allowing to modify the affinity between a solid and a liquid, by the introduction of an electric field. This phenomenon has been discovered in the *XIXth* century by Gabriel Lippmann on a mercury/electrolyte solution system ([13]). It has been then studied on more general systems ([1, 19]). We can find today many industrial applications. Particularly in optic with variable focal lenses (see the web site of the society of B.Berge : <http://www.varioptic.com/en/> and [2]), and pixels for electronic paper ([9, 20]). It is also use in microfluidics, for example in chip design ([18]) and has biomedical applications ([11])

Consider a liquid drop on a polymer film. The equilibrium of the drop results on superficial tension forces and gravitational force. The drop shape is a quasi-spherical calotte with a contact angle between water and solid which is given by Young's angle (1805)[7]. We applied then a constant voltage ϕ_0 between this drop and an electrode placed under the insulating polymer. The charged drop and the electrode create a capacitor. A simple model considering the system

as a plane capacitor predicts the total spreading of the drop when the voltage becomes higher. However physical experiences show a locking of the contact angle when the drop is bound to a voltage higher than a critical value.

Many explanations have been proposed for this saturation of the angle. Most of them give a crucial role to the divergence of the electric field in the vicinity of the triple line (solid-liquid-gas interface). The understanding of this phenomenon is slowed down by the misunderstanding of the geometry of the drop near the triple line (or wetting line).

We prove in this paper that the contact angle is independent of the applied potential and that the value equals Young's angle, as observed in [5].

The problem will be described in the first part and the equations of the model established.

In the second part we will recall some shape optimization results adapted to the model.

In the third part we will establish necessary conditions for optimality which will be exploited in a fourth part during the calculation of the contact angle value.

1 Description of the problem

We study the evolution of the shape of a droplet located on a substrate and subjected to a constant voltage. A 3D model (as found in [4]) allows us to examine axisymmetric case and envisage developments to non symmetric shape for high voltages.

1.1 Hypotheses

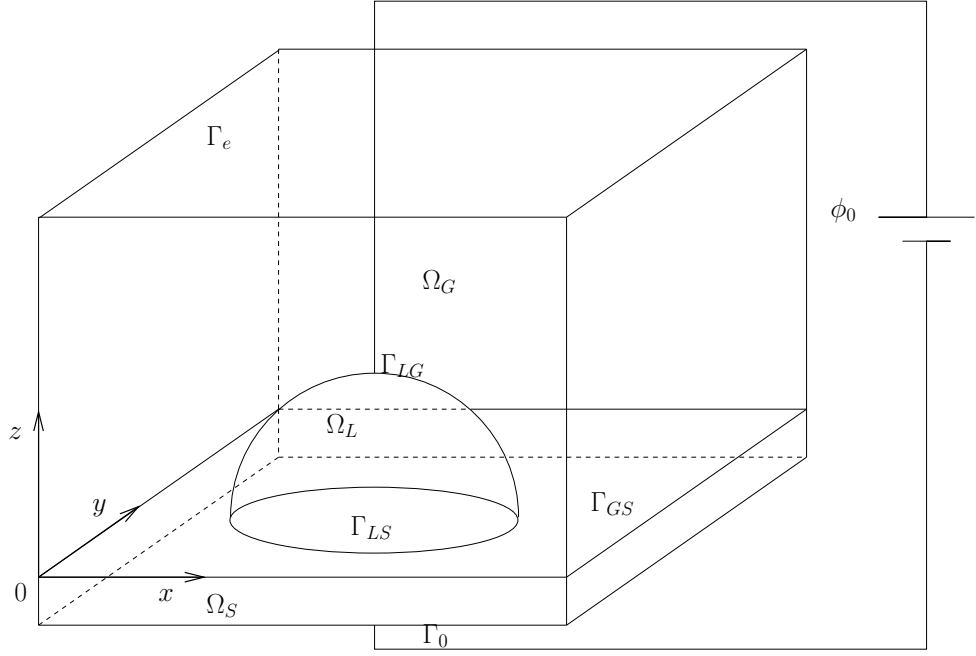
Assumptions :

- i)The applied electrical potential ϕ_0 is continuous
- ii)The liquid drop is a perfect conductor.
- iii)Electrostatics effects are negligible far away from the drop.

1.2 Experimental device

We consider an orthonormal basis in \mathbb{R}^3 . The top side of the polymer film, where the droplet is posed, is the plane (Oxy) . We use the indices L,S and G to refer to liquid, solid and gas domains. A couple of indices LS,LG,... relates to a liquid-solid, liquid-gas...interaction

Ω_e is the bounded domain where the experimental device takes place and where calculations are directed.



We denote by :

Ω_L the liquid domain and Γ_L its boundary.

Γ_{LS} the liquid-solid interface.

Γ_{LG} the liquid-gas interface.

Ω_G the gas domain and Γ_G its boundary.

Ω_S the solid domain and Γ_S its boundary.

Γ_0 the boundary of Ω_e where the counter electrode is applied.

Γ_{eG} and Γ_{eS} the other external boundaries of Ω_e

$\Omega = \Omega_e \setminus \overline{\Omega_L}$

$\varepsilon_G, \varepsilon_S$ and ε_L permittivities of Ω_G, Ω_S and Ω_L , respectively.

\vec{N}_i, i equals to $L, G, S, LS, LG, GS\dots$, normals to the surfaces Γ_i , respectively.

1.3 The electrostatic model

The application of an electrical potential ϕ_0 between the counter electrode Γ_0 and the drop Ω_L creates an electrical potential in the entire space. The drop is supposed to be perfectly conductive and the potential is also constant in Ω_L .

But the charges distribution is not constant : it depends on the shape of the drop i.e. on $\Omega_e \setminus \overline{\Omega}_L$.

ϕ^Ω is the solution of a system of partial differential equations :

$$\begin{aligned} \operatorname{div}(\varepsilon_i \nabla \phi_i^\Omega) &= 0 & \text{in } \Omega_i, \quad i = G, S. \\ \phi_G^\Omega &= \phi_0 & \text{on } \Gamma_{LG} \\ \phi_S^\Omega &= \phi_0 & \text{on } \Gamma_{LS} \\ \phi_S^\Omega &= 0 & \text{on } \Gamma_0 \end{aligned}$$

At the solid-gas interface, we have the following transmission relations :

$$\begin{aligned} \phi_G^\Omega &= \phi_S^\Omega & \text{on } \Gamma_{SG} \\ \varepsilon_G \nabla \phi_G^\Omega \cdot \vec{N}_G &= -\varepsilon_S \nabla \phi_S^\Omega \cdot \vec{N}_S & \text{on } \Gamma_{SG} \end{aligned}$$

On the artificial boundary, we impose :

$$\varepsilon_i \nabla \phi_i^\Omega \cdot \vec{N}_i = 0 \quad \text{on } \Gamma_{ei}, \quad i = G, S.$$

This system which gives the potential can be rewritten in a weaker form. We set :

$$H_0(\Omega) = \{\psi \in H^1(\Omega); \psi = 0 \text{ on } \Gamma_0 \cup \Gamma_{LS} \cup \Gamma_{LG}\}$$

$$H(\Omega) = \{\psi \in H^1(\Omega); \psi = 0 \text{ on } \Gamma_0, \psi = \phi_0 \text{ on } \Gamma_{LS} \cup \Gamma_{LG}\}$$

Denoting ε the map defined on Ω by :

$$\varepsilon = \begin{cases} \varepsilon_G & \text{on } \Omega_G \\ \varepsilon_S & \text{on } \Omega_S \end{cases}$$

The weak formulation is :

$$(FV)_\Omega \begin{cases} \text{find } \phi^\Omega \in H(\Omega) \text{ such that} \\ \forall \psi \in H_0(\Omega), \quad \int_\Omega \varepsilon \langle \nabla \phi^\Omega, \nabla \psi \rangle d\Omega = 0 \end{cases}$$

where $\langle \cdot, \cdot \rangle$ is the scalar product of \mathbb{R}^3 .

In the following we denote :

$$a_\Omega(\phi, \psi) = \int_\Omega \varepsilon \langle \nabla \phi, \nabla \psi \rangle d\Omega \quad (1)$$

Thanks to Lax-Milgram's theorem we are able to prove that this problem admits a unique solution $\phi^\Omega \in H(\Omega)$.

1.4 The energy of the drop

The potential $\phi_0 \geq 0$ being given, the equilibrium shape of the drop Ω_L correspond to a minimum of the energy of the system. We take into account the superficial tension force, gravitational force and electrostatic force. We denote σ_{LS} , σ_{GS} and σ_{LG} surface tensions relative to the different interfaces.

For a drop Ω_L and a potential ϕ_0 , the energy of the system is :

$$\begin{aligned} \mathcal{E}(\Omega_L, \phi_0) = & \underbrace{\rho g \int_{\Omega_L} z d\Omega}_{\text{Potential energy}} + \underbrace{\int_{\Gamma_{LG}} \sigma_{LG} d\sigma + \int_{\Gamma_{LS}} \sigma_{LS} d\sigma + \int_{\Gamma_{GS}} \sigma_{GS} d\sigma}_{\text{Capillary energy}} \\ & - \underbrace{\frac{1}{2} \int_{\Omega} \varepsilon |\nabla \phi^\Omega|^2 d\Omega}_{\text{Electrostatic energy}} \end{aligned}$$

Up to an additive constant, we have :

$$\mathcal{E}(\Omega_L, \phi_0) = \rho g \int_{\Omega_L} z d\Omega + \int_{\Gamma_{LG}} \sigma_{LG} d\sigma + \int_{\Gamma_{LS}} (\sigma_{LS} - \sigma_{GS}) d\sigma - \frac{1}{2} \int_{\Omega} \varepsilon |\nabla \phi^\Omega|^2 d\Omega$$

where the electrostatic energy is affected by a minus sign because this energy is imposed by an exterior generator. This integral depends on Ω_L since $\Omega = \Omega_e \setminus \overline{\Omega_L}$ and ϕ^Ω is the solution of the variational formulation $(FV)_\Omega$.

1.5 Search of the optimal shape

The drop Ω_L of volume V is submitted to a voltage ϕ_0 . The optimal shape Ω_L^* of the drop correspond to a minimum of the energy :

$$\mathcal{E}(\Omega_L^*, \phi_0) = \min_{\{\Omega_L; \text{Volume}(\Omega_L)=V\}} \mathcal{E}(\Omega_L, \phi_0)$$

The evaluation of the function $\mathcal{E}(\Omega_L, \phi_0)$ requires the resolution of a partial differential equation's problem on the domain $\Omega = \Omega_e \setminus \overline{\Omega_L}$. Ω_S is fixed but Ω_G and also Ω depends on Ω_L : It is a major difficulty of the problem.

Obviously it is equivalent to give Ω_L or to give Ω , and in the following we take Ω as a variable.

By introducing the parameters :

$$\alpha = \frac{\rho g}{\sigma_{LG}}, \quad \mu = \frac{\sigma_{LS} - \sigma_{GS}}{\sigma_{LG}}, \quad \delta = \frac{1}{\sigma_{LG}}$$

our problem is equivalent to minimizing

$$J(\Omega) = -\alpha \int_{\Omega} z d\Omega + \mu \int_{\Gamma_{LS}} d\sigma + \int_{\Gamma_{LG}} d\sigma - \frac{\delta}{2} \int_{\Omega} \varepsilon |\nabla \phi^\Omega|^2 d\Omega$$

We want to minimize J on a set of admissible domains obtained by small smooth deformations of a reference domain. This point will be clarified on paragraph 2.

The goal is then to determine a necessary condition for optimality for a domain Ω . That's why we are going to give a sense to the derivative of the functional J . The main difficulty is that we want to derive on a set of domains which has not the usual structure required to define a derivative in the ordinary sense.

2 Necessary conditions for optimality

To obtain a necessary condition for optimality, let us make precise the class of domain on which we are minimizing.

The theory we use is detailed in [16], [10] and [21].

2.1 Admissible domains

We need to give a sense to integral formulation on domain or on boundary of domains. We will work with open sets Ω with Lipschitz boundary. For this reason, we choose to take deformations of open sets with Lipschitz boundary, obtained by sufficient smooth maps, in order to keep the lipschitzian feature of domains ([21]).

- We denote

$$\mathcal{C}^1(\bar{\Omega}, \mathbb{R}^3) := \left\{ U_{/\bar{\Omega}}; U \in \mathcal{C}^1(\mathbb{R}^3, \mathbb{R}^3) \right\}$$

with the infinity or sup norm

$$\|U\|_{\infty} = \sup_{x \in \bar{\Omega}} |U(x)| + \sup_{x \in \bar{\Omega}} |DU(x)|$$

where DU is the differential of U

As we only consider bounded domains, for all U in $\mathcal{C}^1(\bar{\Omega}, \mathbb{R}^3)$, we have U and DU uniformly bounded on $\bar{\Omega}$.

- We introduce the set of admissible displacements :

$$\mathcal{U}(\bar{\Omega}, \mathbb{R}^3) = \left\{ U \in \mathcal{C}^1(\bar{\Omega}, \mathbb{R}^3); \|U\|_{\infty} < 1, U_{z/\Omega_S} \equiv 0, \text{ and } U_{/\Gamma_e} \equiv 0 \right\}$$

Finally for $U \in \mathcal{C}^1(\bar{\Omega}, \mathbb{R}^3)$, $\Omega + U$ denote the set $(Id + U)(\Omega)$

- Let Ω^0 be a fixed reference domain of the type described in paragraph 1. Define

$$\mathcal{D}_{ad} := \left\{ \Omega^0 + U, U \in \mathcal{U}(\bar{\Omega}^0, \mathbb{R}^3) \right\}$$

We are searching a necessary condition for optimality for the solution of the following problem :

$$(P) \begin{cases} \text{Find } \Omega^* \in \mathcal{D}_{ad} \text{ such that} \\ J(\Omega^*) = \min_{\Omega \in \mathcal{D}_{ad}; C(\Omega)=0} J(\Omega) \end{cases}$$

where $C(\Omega)$ is the volume constraint, more precisely :
 $C(\Omega) = \text{Vol}(\Omega_e \setminus \overline{\Omega}) - V$, recalling that $\Omega_L = \Omega_e \setminus \overline{\Omega}$.

We are now going to give a sense to the differentiation of the function J comparatively to a domain Ω with the concept of shape derivative. It is a classical notion which can be find in detail in [16]. Here a weaker version is given, which is still sufficient for our problem.

- Directional derivative.

Définition 2.1 *A function J defined on \mathcal{D}_{ad} and with values in \mathbb{R} has a directional derivative at a point Ω of \mathcal{D}_{ad} in a direction $U \in \mathcal{U}(\overline{\Omega}, \mathbb{R}^3)$ if the function $J^* : V \mapsto J((I + V)(\Omega))$ defined on $\mathcal{U}(\overline{\Omega}, \mathbb{R}^3)$ with values in \mathbb{R} has a directional derivative at the point 0 in the direction U (in the usual sense in $\mathcal{C}^1(\mathbb{R}^3, \mathbb{R}^3)$). The directional derivative of J at Ω in the direction U is denoted : $DJ(\Omega).U := DJ^*(0).U$.*

We are now able to write a necessary condition for optimality for J .

For $\Omega \in \mathcal{D}_{ad}$, and $\lambda \in \mathbb{R}$, we denote $\mathcal{L}(\Omega, \lambda) = J(\Omega) - \lambda C(\Omega)$ the lagrangian of our problem of optimisation under constraint. We are going to find a saddle point of \mathcal{L} ([8]). We are searching a necessary condition for optimality for a couple (Ω^*, λ^*) to be a saddle point of \mathcal{L} with $\Omega^* \in \mathcal{D}_{ad}$ and $\lambda \in \mathbb{R}$.

2.2 Necessary condition for optimality

Proposition 2.2 *If (Ω^*, λ^*) is a saddle point of \mathcal{L} , then if J and C admit a directional derivative at Ω^* in the direction $U \in \mathcal{U}(\overline{\Omega^*}, \mathbb{R}^3)$, $DJ(\Omega^*).U = \lambda^* DC(\Omega^*).U$.*

Proof : (Ω^*, λ^*) saddle point of $\mathcal{L} \Leftrightarrow \forall \Omega \in \mathcal{D}_{ad}, \quad \forall \lambda \in \mathbb{R}$,

$$\mathcal{L}(\Omega^*, \lambda) \leq \mathcal{L}(\Omega^*, \lambda^*) \leq \mathcal{L}(\Omega, \lambda^*)$$

Let $U \in \mathcal{U}(\overline{\Omega^*}, \mathbb{R}^3)$. For $t \in [-1, 1]$, tU is an element of $\mathcal{U}(\overline{\Omega^*}, \mathbb{R}^3)$. And so the set $\Omega^* + tU$ is an element of \mathcal{D}_{ad} too.

Then we have :

$$\mathcal{L}(\Omega^*, \lambda^*) \leq \mathcal{L}(\Omega^* + tU, \lambda^*), \quad \forall t \in [-1, 1]$$

By making explicit the values of \mathcal{L} , we get :

$$J(\Omega^*) + \lambda^* C(\Omega^*) - J(\Omega^* + tU) - \lambda^* C(\Omega^* + tU) \leq 0, \quad \forall t \in [-1, 1]$$

By taking definition's notation, we deduce that :

$$J^*(tU) - J^*(0) + \lambda^* [C^*(tU) - C^*(0)] \geq 0, \quad \forall t \in [-1, 1]$$

Taking $t > 0$, we obtain :

$$\frac{J^*(tU) - J^*(0)}{t} + \lambda^* \frac{C^*(tU) - C^*(0)}{t} \geq 0, \quad \forall t \in [-1, 1]$$

Let t tend to 0, we obtain :

$$DJ^*(0).U + \lambda^* DC^*(0).U \geq 0$$

With the same argument but with $t < 0$, we finally obtain :

$$\forall U \in \mathcal{U}(\overline{\Omega^*}, \mathbb{R}^3), \quad DJ^*(0).U + \lambda^* DC^*(0).U = 0$$

That is to say, by definition of shape derivative :

$$\forall U \in \mathcal{U}(\overline{\Omega^*}, \mathbb{R}^3), \quad DJ(\Omega^*).U + \lambda^* DC(\Omega^*).U = 0$$

■

We are now searching the expressions of the derivative of J and C with respect to a domain.

3 Derivative of the drop's energy with respect to its shape

Let $\Omega^* \subset \mathcal{D}_{ad}$, such that

$$J(\Omega^*) = \min_{\substack{\Omega \in \mathcal{D}_{ad} \\ C(\Omega) = 0}} J(\Omega)$$

where

$$J(\Omega) = \underbrace{-\alpha \int_{\Omega} z d\Omega}_{J_{grav}} + \underbrace{\int_{\Gamma_{LG}} d\sigma}_{J_{LG}} + \underbrace{\mu \int_{\Gamma_{LS}} d\sigma}_{J_{LS}} - \underbrace{\frac{\delta}{2} \int_{\Omega} \varepsilon |\nabla \phi^{\Omega}|^2 d\Omega}_{J_{el}}$$

and

$$C(\Omega) = \text{Vol}(\Omega_e \setminus \overline{\Omega}) - V$$

J is the sum of four terms $J_{grav}, J_{LG}, J_{LS}, J_{el}$. The first three terms of J and C are integrals on a surface or a domain of a fonction independant of this domain. We have classical results on the shape derivation of such terms. (see for exemple [16]). So we won't give more details for the derivation of this terms.

We are going to spend more time on the singular term of our problem : the electrostatic contribution J_{el} .

3.1 Derivative of gravitational, capillary and volume constraint term

Let $\Omega \in \mathcal{D}_{ad}$ and $U \in \mathcal{U}(\bar{\Omega}, \mathbb{R}^3)$.

The derivatives at the point Ω and in the direction U is obtained by following Definition 2.1 and the results of [16] :

- $$DJ_{grav}(\Omega).U = DJ_{grav}^*(0).U = \alpha \int_{\Omega} U_z d\Omega + \alpha \int_{\Omega} z \operatorname{div}(U) d\Omega \quad (2)$$

- In the same way, we express the differential of C which looks like the term J_{grav} .

$$DC(\Omega).U = \int_{\Omega} \operatorname{div}(U) d\Omega \quad (3)$$

- The derivative of the terms J_{LG} and J_{LS} are obtained likewise using a result about derivative with respect to a surface :

$$DJ_{LG}(\Omega).U = \int_{\Gamma_{LG}} \operatorname{div}(U) d\sigma - \int_{\Gamma_{LG}} \langle \overrightarrow{N_{LG}}, {}^t DU \overrightarrow{N_{LG}} \rangle d\sigma \quad (4)$$

$$DJ_{LS}(\Omega).U = \mu \int_{\Gamma_{LS}} \operatorname{div}(U) d\sigma - \mu \int_{\Gamma_{LS}} \langle \overrightarrow{N_{LS}}, {}^t DU \overrightarrow{N_{LS}} \rangle d\sigma \quad (5)$$

where ${}^t DU$ is the transposition of the Jacobian of U

3.2 Derivative of the electrostatic energy

We are studying much more in detail the electrostatic term J_{el} ([15]).

Let $V \in \mathcal{U}(\bar{\Omega}, \mathbb{R}^3)$, by Definition (2.1)

$$J_{el}^*(V) = \frac{\delta}{2} \int_{\Omega+V} \varepsilon |\nabla \phi^{\Omega+V}|^2 d\Omega$$

To lighten the notation, let us pose $F := Id + V$.

As $V \in \mathcal{U}(\bar{\Omega}, \mathbb{R}^3)$, F is invertible.

- $\phi^{F(\Omega)} \in H(F(\Omega))$ is the solution of the variational problem $(FV)_{F(\Omega)}$.
- The map $T_0 : \psi \in H_0(F(\Omega)) \mapsto \psi \circ F \in H_0(\Omega)$ is an isomorphism from $H_0(F(\Omega))$ to $H_0(\Omega)$. Likewise we define T from $H(F(\Omega))$ to $H(\Omega)$, because ϕ_0 is a constant ; T is an isomorphism too.

We consider the two transported variational problems :

$$(FV)_{F(\Omega)} \left\{ \begin{array}{l} \text{Find } \phi^{F(\Omega)} \in H(F(\Omega)) \text{ such that} \\ \forall \psi \in H_0(F(\Omega)), \quad a_{F(\Omega)}(\phi^{F(\Omega)}, \psi) = \int_{F(\Omega)} \varepsilon \langle \nabla \phi^{F(\Omega)}, \nabla \psi \rangle d\Omega = 0 \end{array} \right.$$

$$(FV)_{\Omega}^T \begin{cases} \text{Find } \phi^F \in H(\Omega) \text{ such that} \\ \forall \psi \in H_0(\Omega), \quad \int_{\Omega} \varepsilon \langle {}^t(DF^{-1} \circ F) \nabla \phi^F, {}^t(DF^{-1} \circ F) \nabla \psi \rangle |\det(DF)| d\Omega = 0 \end{cases}$$

Problems $(FV)_{F(\Omega)}$ and $(FV)_{\Omega}^T$ are equivalent.

In the following we note, for $\phi \in H(\Omega)$ and $\psi \in H_0(\Omega)$

$$\tilde{a}(F, \phi, \psi) := \int_{\Omega} \varepsilon \langle {}^t(DF^{-1} \circ F) \nabla \phi, {}^t(DF^{-1} \circ F) \nabla \psi \rangle |\det(DF)| d\Omega \quad (6)$$

By unicity of solutions of the two variational problems

$$\phi^F = \phi^{F(\Omega)} \circ F$$

and so

$$\int_{F(\Omega)} \varepsilon \left| \nabla \phi^{F(\Omega)} \right|^2 d\Omega = \int_{\Omega} \varepsilon \left| {}^t(DF^{-1} \circ F) \nabla \phi^F \right|^2 |\det(DF)| d\Omega$$

Thus, let us pose for $\phi \in H(\Omega)$,

$$\tilde{J}_{el}(F, \phi) = \frac{\delta}{2} \int_{\Omega} \varepsilon \left| {}^t(DF^{-1} \circ F) \nabla \phi \right|^2 |\det(DF)| d\Omega \quad (7)$$

In the expression of J_{el}^* , variables F and ϕ^F have been decoupled.

By the implicit function theorem we can show that \tilde{J}_{el} is \mathcal{C}^1 and that $V \mapsto \phi^{Id+V}$ is differentiable ([21]).

A classical optimal control result ([16] V-10) allows us to write

$$\forall U \in \mathcal{U}(\bar{\Omega}, \mathbb{R}^3), \quad DJ_{el}^*(0).U = D_F \tilde{J}_{el}(Id, \phi^{\Omega}).U - D_F \tilde{a}(Id, \phi^{\Omega}, p^{\Omega}).U$$

where D_F denotes the partial differential with respect to the variable F .

$p^{\Omega} \in H_0(\Omega)$ is the adjoint state solution of the equation

$$\forall \phi \in H_0(\Omega), \quad D_{\phi} \tilde{a}(Id, \phi^{\Omega}, p^{\Omega}).\phi = D_{\phi} \tilde{J}_{el}(Id, \phi^{\Omega}).\phi \quad (8)$$

The differential of (6) and (7) with respect to ϕ when $F = Id$ gives :

$$\forall \phi \in H_0(\Omega), \quad D_{\phi} \tilde{a}(0, \phi^{\Omega}, p^{\Omega}).\phi = a_{\Omega}(p^{\Omega}, \phi) \quad (9)$$

and ϕ^{Ω} being the solution of the variational problem $(FV)_{\Omega}$,

$$D_{\phi} J_{el}(Id, \phi^{\Omega}).\phi = -\delta a_{\Omega}(\phi^{\Omega}, \phi) = 0 \quad (10)$$

We deduce of (8), (9) and (10) that $\forall \phi \in H_0(\Omega)$, $a_{\Omega}(p^{\Omega}, \phi) = 0$.

And so as $p^\Omega \in H_0(\Omega)$,

$$p^\Omega = 0$$

From this we deduce,

$$\forall U \in \mathcal{U}(\overline{\Omega}, \mathbb{R}^3), \quad DJ_{el}^*(0).U = D_F \tilde{J}_{el}(Id, \phi^\Omega).U$$

Now we look at an integral on a fixed domain and using the differentiation under the integral sign formulas ([21]), we obtain finally

$$\begin{aligned} DJ_{el}(\Omega).U = DJ_{el}^*(0).U &= -\frac{\delta}{2} \int_{\Omega} \varepsilon |\nabla \phi^\Omega|^2 \operatorname{div}(U) d\Omega \\ &+ \frac{\delta}{2} \int_{\Omega} \varepsilon \langle ({}^t DU + DU) \nabla \phi^\Omega, \nabla \phi^\Omega \rangle d\Omega \quad (11) \end{aligned}$$

In the following, we simplify the notation by denoting L_{grav} , L_{cont} , L_{LS} , L_{LG} and L_{el} respectively for DJ_{grav} , DC , DJ_{LS} , DJ_{LG} et DJ_{el} .

3.3 Formulation of the necessary condition for optimality

By proposition (2.2), if a pair (Ω^*, λ^*) of $\mathcal{D}_{ad} \times \mathbb{R}$ is a saddle point of \mathcal{L} then

$$\begin{aligned} \forall U \in \mathcal{U}(\overline{\Omega^*}, \mathbb{R}^3), \\ L_{grav}(\Omega^*).U + L_{LG}(\Omega^*).U + L_{LS}(\Omega^*).U + L_{el}(\Omega^*).U = \lambda^* L_{cont}(\Omega^*).U \quad (12) \end{aligned}$$

Terms used below are defined by (2), (3), (4), (5) and (11).

The formulation obtained there is verified for all 3D optimal domain of \mathcal{D}_{ad} . It can be used for numerical simulations particularly by high potential ϕ_0 .

We are giving a first application to calculate the contact angle for axisymmetric shape.

4 Calculation of the contact angle for an axisymmetric shape

This paragraph contains the proof of the main result : in the case of an axisymmetric optimal shape, the contact angle is the static Young's angle.

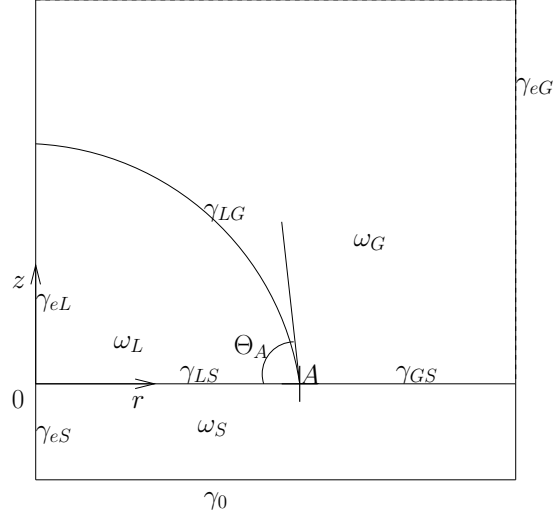
First, we will write necessary conditions for optimality introducing the axisymmetry in the model.

Then, we will by a judicious choice of direction of deformation calculate the value of the contact angle.

4.1 The axisymmetric problem

Let's suppose that the domain Ω of \mathbb{R}^3 is axisymmetric. We choose to express a point of the space in cylindric coordinates.

In an orthonormal basis of \mathbb{R}^2 we denote ω the 2D domain associated to Ω in 3D. We define in a similar way $\omega_L, \omega_S, \omega_G, \omega_e, \gamma_{LS}, \gamma_{LG}, \gamma_{GS}, \gamma_e$. All are defined as in the figure :



γ_e is constituted of external liquid (γ_{eL}), solid (γ_{eS}) and gas (γ_{eG}) boundaries. A is the contact point, and Θ_A the contact angle.

4.1.1 Notations

For ω , we define the analogous spaces to those defined for the domain Ω .

- $\mathcal{C}^1(\bar{\omega}, \mathbb{R}^2)$
- $\mathcal{U}(\bar{\omega}, \mathbb{R}^2) = \{u \in \mathcal{C}^1(\bar{\omega}, \mathbb{R}^2); \|u\|_\infty < 1, u_{z/\omega_S} \equiv 0, \text{ et } u/\gamma_e \equiv 0\}$

Let us suppose that we are at the minimum of the energy Ω^* and consider ω^* the associated 2D domain.

- We choose a direction of deformation $U \in \mathcal{U}(\bar{\Omega}^*, \mathbb{R}^3)$ which is invariant by a rotation around the z axis.

We are able to find

$$\begin{aligned}
u : \quad \overline{\omega^*} &\rightarrow \mathbb{R}^2 \\
&(r, z) \mapsto (u_r(r, z), u_z(r, z)) \\
\text{such that } u &\in \mathcal{U}(\overline{\omega^*}, \mathbb{R}^2) \text{ and if} \\
\tilde{U} : \quad \overline{\Omega^*} &\rightarrow \mathbb{R}^3 \\
&(r, \theta, z) \mapsto (u_r(r, z) \cos(\theta), u_r(r, z) \sin(\theta), u_z(r, z))
\end{aligned}$$

then

$$U(r \cos(\theta), r \sin(\theta), z) = \tilde{U}(r, \theta, z)$$

- In the same way, we have analogous relations and notation for the different normals to the boundaries. When there is no ambiguity on the considered surface γ (resp. Γ), we will denote \vec{n} (resp \vec{N}) for \vec{n}_γ (resp \vec{N}_Γ).

It exists

$$\begin{aligned}
\vec{n} : \quad \mathbb{R}^2 &\rightarrow \mathbb{R}^2 \\
&(r, z) \mapsto (n_r(r, z), n_z(r, z)) \\
\text{such that if} \\
\tilde{N} : \quad \mathbb{R}^3 &\rightarrow \mathbb{R}^3 \\
&(r, \theta, z) \mapsto (n_r(r, z) \cos(\theta), n_r(r, z) \sin(\theta), n_z(r, z))
\end{aligned}$$

then

$$\vec{N}(r \cos(\theta), r \sin(\theta), z) = \tilde{N}(r, \theta, z)$$

The deformation direction and the normal are also entirely determined by the maps of the plane u and \vec{n} .

- We have

$$\operatorname{div}(U) = \frac{u_r}{r} + \operatorname{div}(u) \quad (13)$$

and

$$\langle \vec{N}, {}^t DU \vec{N} \rangle = \langle \vec{n}, {}^t Du \vec{n} \rangle \quad (14)$$

for the normal to the different considered surfaces.

We will note

$$\operatorname{div}_\gamma(u) = \operatorname{div}(u) - \langle \vec{n}, {}^t Du \vec{n} \rangle$$

the surface divergence of the surface γ .

- We define a 2D potential associated to the 3D potential too.

We will note

$$\begin{aligned}\tilde{H}_0(\omega^*) &= \{u \in H_\nu^1(\omega^*); u = 0 \text{ sur } \gamma_0^* \cup \gamma_{LS}^* \cup \gamma_{LG}^*\} \\ \tilde{H}(\omega^*) &= \{u \in H_\nu^1(\omega^*); u = 0 \text{ sur } \gamma_0^*, u = \phi_0 \text{ sur } \gamma_{LS}^* \cup \gamma_{LG}^*\}\end{aligned}$$

where $H_\nu^1(\omega^*)$ is the Sobolev spaces for the measure $d\nu = r dr dz$.

We will note L_ν^p the analogous spaces for the case L^p with the measure ν .

Consider the following variational problem

$$(fv)_{\omega^*} \begin{cases} \text{Find } \varphi^{\omega^*} \in \tilde{H}(\omega^*) \text{ such that,} \\ \forall v \in \tilde{H}_0(\omega^*), \quad \int_{\omega^*} \varepsilon \langle \nabla \varphi^{\omega^*}, \nabla v \rangle r dr dz = 0 \end{cases}$$

where $\langle ., . \rangle$ is the scalar product of \mathbb{R}^2 .

In the following we will denote for $\varphi \in \tilde{H}(\omega^*)$ and $v \in \tilde{H}_0(\omega^*)$,

$$\tilde{a}_{\omega^*}(\varphi, v) = \int_{\omega^*} \varepsilon r \langle \nabla \varphi, \nabla v \rangle dx \quad (15)$$

To ϕ^{Ω^*} is also associated φ^{ω^*} the solution of the 2D problem given by his weak form.

We can verify that ϕ^{Ω^*} is a weak solution of the problem which gives the potential on Ω^* if and only if φ^{ω^*} is a weak solution of the associated 2D axisymmetric problem.

- Let us precise the boundary γ_{LG} in the vicinity of the triple point. By definition of admissible domains, ω^* is a lipschitzian open set. Let A be the triple point. If we suppose that the contact angle at A is in the interval $]0, \pi[$, then it exists an open ball B_A centered on A of radius d_0 and a \mathcal{C}^1 function $f : \mathbb{R} \rightarrow \mathbb{R}$ such that, $(r, z) \in \gamma_{LG}^* \cap B_A \Leftrightarrow r = f(z)$ (Implicit function theorem). With such a parametrization we can express the cosine of the wetting angle at $A = (f(0), 0)$:

$$\cos(\Theta_A) = -\frac{f'(0)}{\sqrt{1 + f'(0)^2}} \quad (16)$$

4.1.2 Formulation of the necessary condition for optimality in the axisymmetric case

By adopting the previous notations, and by noting l_{grav} , l_{LG} , l_{LS} , l_{cap} and l_{cont} the associated terms in 2D, identity (12) becomes

$$\begin{aligned}\exists \lambda^* \in \mathbb{R} \text{ tel que } \forall u \in \mathcal{U}(\overline{\omega^*}, \mathbb{R}^2), \\ l(\omega^*).u := l_{grav}(\omega^*).u + l_{LG}(\omega^*).u + l_{LS}(\omega^*).u + l_{el}(\omega^*).u = \lambda^* l_{cont}(\omega^*).u\end{aligned} \quad (17)$$

We express those differents quantities in detail in the following paragraph.

4.2 A particular choice of admissible directions

Suppose that we are at a minimum of energy ω^*

We know that at this minimum

$$\exists \lambda^* \in \mathbb{R} \text{ such that } \forall u \in \mathcal{U}(\overline{\omega^*}, \mathbb{R}^2), l(\omega^*).u = \lambda^* l_{cont}(\omega^*).u$$

We want to use this equality in order to extract an information on the geometry of the drop in the vicinity of the triple point A . The idea is to find particular deformation's directions u^p , $p \in \mathbb{N}^*$ whose support, centered at A focuses on A as p tends to $+\infty$.

The sequence $(u^p)_{p \in \mathbb{N}^*}$ which is chosen is defined by :

$$\begin{aligned} u^p : \mathbb{R}^2 &\rightarrow \mathbb{R}^2 \\ (r, z) &\mapsto (u_r^p, 0) \end{aligned}$$

where

$$u_r^p : \mathbb{R}^2 \rightarrow \mathbb{R} \\ (r, z) \mapsto \begin{cases} \exp\left(\frac{1}{p^2((r-f(0))^2+z^2)-1}\right) & \text{if } (r-f(0))^2+z^2 < \frac{1}{p^2} \\ 0 & \text{else.} \end{cases}$$

The support of u_r^p is the ball of center A and of radius $\frac{1}{p}$. It is included in the neighbourhood B_A where γ_{LG}^* is parametrated by f , if p is higher enough. We have $u^p \in \mathcal{U}(\overline{\omega^*}, \mathbb{R}^2)$.

In the following paragraph, we study the limit of $l(\omega^*).u^p$ and of $l_{cont}(\omega^*).u^p$ as p tends to $+\infty$.

4.3 The limit of $l(\omega^*).u^p$

In the following, we denote B_p the open ball of center A and of radius $\frac{1}{p}$ and ∂B_p its boundary.

Let us study each terms which appeared in $l(\omega^*).u^p$ and $l_{cont}(\omega^*).u^p$

4.3.1 The term $l_{grav}(\omega^*).u^p$

With (2) and (13), we have

$$l_{grav}(\omega^*).u^p = \alpha \int_{\omega^*} u_z^p r dr dz + \alpha \int_{\omega^*} z u_r^p dr dz + \alpha \int_{\omega^*} z \operatorname{div}(u^p) r dr dz$$

It is clear that

$$\int_{\omega^*} r u_z^p dx = 0, \text{ since } u_z^p = 0 \quad (18)$$

As $|u_r^p| \leq 1$, we have

$$\left| \int_{\omega^*} z u_r dr dz \right| \leq \int_{\omega^* \cap B_p} |z| dr dz \leq \pi \frac{1}{p^3} \quad (19)$$

As $u_z^p = 0$, we have $\int_{\omega^*} z \operatorname{div}(u^p) r dr dz = \int_{\omega^* \cap B_p} z \frac{\partial u_r^p}{\partial r}(r, z) r dr dz$

By posing $R := \sqrt{(r - f(0))^2 + z^2}$

$$\frac{\partial u_r^p}{\partial r}(r, z) = -2p^2 \frac{r - f(0)}{(p^2 R^2 - 1)^2} \exp\left(\frac{1}{p^2 R^2 - 1}\right)$$

and the upper bound $\left| \frac{\partial u_r^p}{\partial r}(r, z) \right| \leq 2p^2 \frac{R}{(p^2 R^2 - 1)^2} \exp\left(\frac{1}{p^2 R^2 - 1}\right)$

From the study of $g : R > 0 \mapsto \frac{R}{(p^2 R^2 - 1)^2} \exp\left(\frac{1}{p^2 R^2 - 1}\right)$, we deduce that

$|g(R)| \leq \frac{C}{p}$, where C is a positive real,

and so

$$|\operatorname{div}(u^p)| \leq 2Cp \quad (20)$$

We finally obtain

$$\left| \int_{\omega^*} z \operatorname{div}(u^p) r dr dz \right| \leq 2Cp \left| \int_{\omega^* \cap B_p} z r dr dz \right| = 2C \frac{\pi}{p^2} (f(0) + \frac{1}{p}) \quad (21)$$

Then with (19) and (21),

$$\lim_{p \rightarrow +\infty} l_{grav}(\omega^*).u^p = 0 \quad (22)$$

4.3.2 The term $l_{LG}(\omega^*).u^p$

From (4), (13) and (14), we deduce

$$l_{LG}(\omega^*).u^p = \int_{\gamma_{LG}^*} u_r^p(s) ds + \int_{\gamma_{LG}^*} \operatorname{div}_\gamma(u^p) r ds$$

Let $\gamma(p)$ be the intersection ordinate of C_p with γ_{LG}^* . As $p \geq p_0$, we use the parametrization of γ_{LG}^* by f . We have

$$\int_{\gamma_{LG}^*} u_r^p(s) ds = \int_0^{\gamma(p)} u_r^p(f(z), z) \sqrt{1 + f'(z)^2} dz$$

so

$$\left| \int_{\gamma_{LG}^*} u_r^p(s) ds \right| \leq \int_0^{\gamma(p)} \sqrt{1 + f'(z)^2} dz = l(\gamma_{LG}^* \cap B_p)$$

and then

$$\lim_{p \rightarrow \infty} \int_{\gamma_{LG}^*} u_r^p(s) ds = 0. \quad (23)$$

The study of the term $\int_{\gamma_{LG}^*} \operatorname{div}_\gamma(u^p) r ds$ which contains the surface divergence is a little bit more fastidious and contributes to the final calculation of the contact angle.

We show that the limit of this term is $-\frac{f(0)f'(0)(1+f'^2(0))^{-\frac{1}{2}}}{e}$ as p tends to $+\infty$.

$$\int_{\gamma_{LG}^*} \operatorname{div}_\gamma(u^p) r ds = \int_{\gamma_{LG}^*} \operatorname{div}(u^p) r ds - \int_{\gamma_{LG}^*} \langle {}^t D u^p \vec{n}; \vec{n} \rangle r ds.$$

As

$${}^t D u^p = \begin{pmatrix} \frac{\partial u_r^p}{\partial r} & 0 \\ \frac{\partial u_r^p}{\partial z} & 0 \end{pmatrix} \quad \text{and} \quad \vec{n} = \frac{1}{\sqrt{1+f'(z)^2}} \begin{pmatrix} -1 \\ f'(z) \end{pmatrix}$$

Therefore

$$\begin{aligned} & \int_{\gamma_{LG}^*} \operatorname{div}_\gamma(u^p) r ds \\ = & \int_0^{\gamma(p)} \frac{\partial u_r^p}{\partial r} f(z) \sqrt{1+f'(z)^2} dz - \int_0^{\gamma(p)} \left(\frac{\partial u_r^p}{\partial r} - f'(z) \frac{\partial u_r^p}{\partial z} \right) \frac{1}{1+f'^2(z)} f(z) \sqrt{1+f'^2(z)} dz \\ & = \int_0^{\gamma(p)} f(z) f'(z) (1+f'^2(z))^{-\frac{1}{2}} \left[f'(z) \frac{\partial u_r^p}{\partial r} + \frac{\partial u_r^p}{\partial z} \right] dz \\ & = \int_0^{\gamma(p)} f(z) f'(z) (1+f'^2(z))^{-\frac{1}{2}} \frac{\partial}{\partial z} [u_r^p(f(z), z)] dz \end{aligned}$$

Let us pose $h(z) := f(z) f'(z) (1+f'^2(z))^{-\frac{1}{2}}$.

We are now showing that

$$\lim_{p \rightarrow +\infty} \int_{\gamma_{LG}^*} \operatorname{div}_\gamma(u^p) r ds = -\frac{1}{e} h(0)$$

As f belongs to $\mathcal{C}^1([0, \gamma(p)], \mathbb{R})$, h is a continuous function and so particularly continuous in 0 :

$$\forall \varepsilon > 0, \quad \exists \delta(\varepsilon) > 0 \text{ such that if } |z| < \delta(\varepsilon), \text{ then } |h(z) - h(0)| < \varepsilon$$

We have :

$$\left| \int_0^{\gamma(p)} h(z) \frac{\partial}{\partial z} [u_r^p(f(z), z)] dz + \frac{1}{e} h(0) \right| \leq \int_0^{\gamma(p)} |h(z) - h(0)| \left| \frac{\partial}{\partial z} [u_r^p(f(z), z)] \right| dz$$

$$\text{because } \int_0^{\gamma(p)} \frac{\partial}{\partial z} [u_r^p(f(z), z)] dz = -\frac{1}{e}$$

As $\gamma(p)$ tends to 0 as p tends to infinity,

$$\forall \varepsilon > 0 \exists p_*(\varepsilon) \in \mathbb{N}^* \text{ such that } \forall p \geq p_*, \gamma(p) < \delta(\varepsilon)$$

By the same reasoning as the one used to establish (20) and as f' is bounded, we are able to show that $\left| \frac{\partial}{\partial z} [u_r^p(f(z), z)] \right| \leq Dp$, with D a real constant.

Moreover, as $\gamma(p) \leq \frac{1}{p}$, we deduce that

$$\begin{aligned} \forall p \geq p_*(\varepsilon), \\ \left| \int_0^{\gamma(p)} h(z) \frac{\partial}{\partial z} [u_r^p(f(z), z)] dz + \frac{1}{e} h(0) \right| &\leq \varepsilon \int_0^{\gamma(p)} \left| \frac{\partial}{\partial z} [u_r^p(f(z), z)] \right| dz \\ &\leq \varepsilon Dp \frac{1}{p} \leq D\varepsilon \end{aligned}$$

To summarize

$$\forall \varepsilon > 0, \exists p_*(\varepsilon) \in \mathbb{N}^* \text{ such that } \forall p \geq p_*(\varepsilon),$$

$$\left| \int_0^{\gamma(p)} \left(h(z) \frac{\partial}{\partial z} [u_r^p(f(z), z)] + \frac{1}{e} h(0) \right) dz \right| \leq \varepsilon$$

We have also proved that

$$\lim_{p \rightarrow +\infty} \int_{\gamma_{LG}^*} r \operatorname{div}_\gamma(u^p) ds = -\frac{1}{e} h(0) \quad (24)$$

4.3.3 The term $l_{LS}(\omega^*).u^p$

By (5), (13) and (14), we have $l_{LS}(\omega^*).u^p = \mu \int_{\gamma_{LS}^*} u_r^p ds + \mu \int_{\gamma_{LS}^*} \operatorname{div}_\gamma(u^p) r dr$

As $\gamma_{LS} \cap \operatorname{support}(u^p) = \left[f(0) - \frac{1}{p}, f(0) \right]$ and u_r^p is bounded by 1, we have

$$\int_{\gamma_{LS}^*} u_r^p ds \leq (f(0) - (f(0) - \frac{1}{p})) = \frac{1}{p}$$

so

$$\lim_{p \rightarrow +\infty} \int_{\gamma_{LS}^*} u_r^p ds = 0 \quad (25)$$

It is the second term containing the surface divergence $\int_{\gamma_{LS}^*} \operatorname{div}_\gamma(u^p)rdr$ on γ_{LS}^* which is going to contribute to the calculation of the contact angle, as for the term l_{LG} . To estimate this term, we have to express ${}^tDu^p$ and \vec{n} .

$$\text{We have } {}^tDu^p = \begin{pmatrix} \frac{\partial u_r^p}{\partial r} & 0 \\ \frac{\partial u_r^p}{\partial z} & 0 \end{pmatrix} \text{ and } \vec{n} = \begin{pmatrix} 0 \\ 1 \end{pmatrix}$$

$$\text{so } \int_{\gamma_{LS}^*} \operatorname{div}_\gamma(u^p)rdr = \int_{f(0)-\frac{1}{p}}^{f(0)} \frac{\partial u_r^p}{\partial r}(r,0)rdr$$

Integrating by part, we find

$$\int_{\gamma_{LS}^*} \operatorname{div}_\gamma(u^p)rdr = [ru_r^p(r,0)]_{f(0)-\frac{1}{p}}^{f(0)} - \int_{f(0)-\frac{1}{p}}^{f(0)} u_r^p(r,0)dr$$

The second term on the right side of this identity has a null limit as p tends to $+\infty$ because u_r^p is bounded by 1.

As $u_r^p(f(0),0) = \frac{1}{e}$ and $u_r^p(f(0) - \frac{1}{p}, 0) = 0$, we have

$$[ru_r^p(r,0)]_{f(0)-\frac{1}{p}}^{f(0)} = \frac{f(0)}{e}$$

and thus we conclude that

$$\lim_{p \rightarrow +\infty} \int_{\gamma_{LS}^*} \operatorname{div}_\gamma(u^p)rdr = \frac{f(0)}{e} \quad (26)$$

4.3.4 The term $l_{el}(\omega^*).u^p$

From (11) and (13), we deduce

$$\begin{aligned} l_{el}(\omega^*).u^p &= -\frac{\delta}{2} \int_{\omega^*} \varepsilon u_r^p |\nabla \varphi^{\omega^*}|^2 drdz - \frac{\delta}{2} \int_{\omega^*} \varepsilon |\nabla \varphi^{\omega^*}|^2 \operatorname{div}(u^p)rdrdz + \\ &\frac{\delta}{2} \int_{\omega^*} \varepsilon \langle ({}^tDu^p + Du^p)\nabla \varphi^{\omega^*}; \nabla \varphi^{\omega^*} \rangle rdrdz \end{aligned}$$

These terms are containing the electrostatic contributions in the derivative of the energy.

For the first term $\int_{\omega^*} \varepsilon u_r^p |\nabla \varphi^{\omega^*}|^2 drdz$, we use the dominated convergence's theorem of Lebesgue. Indeed, we have

$$\varepsilon u_r^p \chi_{B_p} |\nabla \varphi^{\omega^*}|^2 \rightarrow 0 \text{ p.p., as } p \rightarrow +\infty$$

Moreover, we can find a positive constant M such that

$$\varepsilon u_r^p \chi_{B_p} |\nabla \varphi^{\omega^*}|^2 \leq Mr |\nabla \varphi^{\omega^*}|^2$$

As we know that $\varphi^{\omega^*} \in H^1_\nu(\omega^*)$, we deduce that $|\nabla\varphi^{\omega^*}|^2 \in L^1_\nu(\omega^*)$.

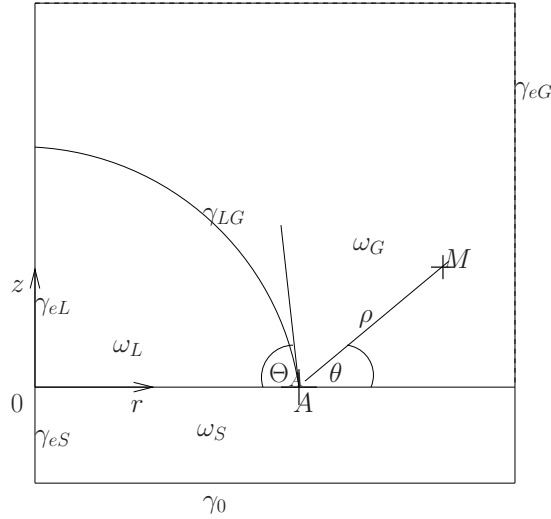
The dominated convergence's theorem of Lebesgue allows us to claim that

$$\lim_{p \rightarrow +\infty} \int_{\omega^*} \varepsilon u_r^p |\nabla\varphi^{\omega^*}|^2 dr dz = 0 \quad (27)$$

The second term $\int_{\omega^*} \varepsilon |\nabla\varphi^{\omega^*}|^2 \operatorname{div}(u^p) r dr dz$ which appears in l_{cap} is more fastidious to treat. It is necessary to compare the behaviour of the two singular terms in the vicinity of A : $\operatorname{div}(u^p)$ and $|\nabla\varphi^{\omega^*}|^2$.

We have an upper bound of the divergence of u^p given in (20). For $|\nabla\varphi^{\omega^*}|^2$, we can make precise the behaviour of its L^2 norm in the vicinity of the point A in each domain ω_S^* and ω_G^* .

We choose to work with polar coordinates (ρ, θ) centered at A .



Adapting a theorem due to K.Lemrabet ([12]) which split the potential into a regular part and a singular part in the vicinity of the edge A , we obtain

Théorème 4.1 *It exists a unique $c \in \mathbb{R}$ such that for $i \in \{G, S\}$:*

$$\varphi_i^{\omega^*} - cS_i \in H^2_\nu(\omega_i^*)$$

with

$$S_G(\rho, \theta) = \frac{\varepsilon_S}{\cos(\lambda(\pi - \Theta_A))} \rho^\lambda \sin(\lambda(\theta - (\pi - \theta_A))) \eta(\rho, \theta), \quad \theta \in]0, \pi - \Theta_A[$$

$$S_S(\rho, \theta) = \frac{\varepsilon_G}{\cos(\lambda\pi)} \rho^\lambda \sin(\lambda(\theta + \pi)) \eta(\rho, \theta), \quad \theta \in]-\pi, 0[$$

where :
 η is an infinitely continuous function with a compact support, such that $\eta \equiv 1$ in a vicinity of A and becomes zero outside of a ball centered on A .
 λ is the unique solution in $]0, 1[$ of the equation

$$\varepsilon_S \tan(\lambda(\pi - \Theta_A)) = -\varepsilon_G \tan(\lambda\pi)$$

By the equation verified by λ , we have $\lambda \in]\frac{1}{2}, 1[$.

We are now giving an upper bound of the L_ν^2 norm of the modulus of the gradient of $\varphi_i^{\omega^*}$ on $\omega_i^* \cap B_p$ denoted $\|\nabla \varphi_i^{\omega^*}\|_{L_\nu^2(\omega_i^* \cap B_p)}^2$. By setting $g_i = \varphi_i^{\omega^*} - cS_i \in H_\nu^2(\omega_i^*)$, we deduce

$$\|\nabla \varphi_i^{\omega^*}\|_{L_\nu^2(\omega_i^* \cap B_p)}^2 \leq 2 \left[\|c\nabla S_i\|_{L_\nu^2(\omega_i^* \cap B_p)}^2 + \|\nabla g_i\|_{L_\nu^2(\omega_i^* \cap B_p)}^2 \right]$$

It remains to find an upper bound to the terms which appear in the right hand side of the inequality.

We choose \tilde{p} big enough such that $\eta_{/B_{\tilde{p}}} \equiv 1$ and we consider $p \geq \tilde{p}$.

Calculating the explicit expression of ∇S_i , we obtain the following upper bound :

$$|\nabla S_i|^2 \leq D^* \rho^{2(\lambda-1)}$$

where D^* is a constant.

Then the upper bound of its L_ν^2 norm in the vicinity of the point A is

$$\begin{aligned} \|\nabla S_i\|_{L^2(\omega^* \cap B_p)}^2 &\leq (f(0) + \frac{1}{p}) \int_{\omega^* \cap B_p} |\nabla S_i(\rho, \theta)|^2 \rho d\rho d\theta \\ &\leq D^*(f(0) + \frac{1}{p}) \int_{B_p} \rho^{2\lambda-1} d\rho d\theta \\ &= D^*(f(0) + \frac{1}{p}) \frac{\pi}{\lambda} p^{-2\lambda} \end{aligned} \tag{28}$$

Using the Sobolev's injection in three dimension and in axisymmetric case ([17] p.27)

$$H_\nu^1(\omega_i^*) \subset L_\nu^5(\omega_i^*)$$

we obtain an upper bound of $\|\nabla g_i\|_{L_\nu^2(\omega_i^* \cap B_p)}^2$ by Hölder inequality :

$$\int_{\omega_i^* \cap B_p} |\nabla g_i|^2 d\nu = \int_{\omega_i^*} \underbrace{\chi_{B_p}}_{L_\nu^{\frac{5}{3}}(\omega_i^*)} \underbrace{|\nabla g_i|^2}_{L_\nu^{\frac{5}{2}}(\omega_i^*)} d\nu \leq (f(0) + \frac{1}{p}) \underbrace{\|\chi_{B_p}\|_{L^{\frac{5}{3}}(\omega_i^*)}}_{\text{mes}(B_p)^{\frac{2}{5}}} \underbrace{\|\nabla g_i\|_{L_\nu^5(\omega_i^*)}^2}_{K_i} \tag{29}$$

From the two estimates (28) and (29), we deduce :

$$\|\nabla\varphi_i^{\omega^*}\|_{L_v^2(\omega_i^*\cap B_p)}^2 \leq 2(f(0) + \frac{1}{p})[D^*\frac{\pi}{\lambda}p^{-2\lambda} + K_i\text{mes}(B_p)^{\frac{3}{5}}]$$

for $i \in \{S, G\}$

We can also write an estimation of the gradient norm of the potential on the whole domain ω^*

$$\|\nabla\varphi^{\omega^*}\|_{L_v^2(\omega^*\cap B_p)}^2 \leq 2(f(0) + \frac{1}{p}) \left[D^*\frac{\pi}{\lambda}p^{-2\lambda} + K^*\text{mes}(B_p)^{\frac{3}{5}} \right] \quad (30)$$

where $K^* = K_S + K_G$.

Now we are coming back to the term $\int_{\omega^*} \varepsilon |\nabla\varphi^{\omega^*}|^2 \text{div}(u^p) r dr dz$. For every $p \geq \tilde{p}$, we have

$$\begin{aligned} \int_{\omega^*} \varepsilon |\nabla\varphi^{\omega^*}|^2 \text{div}(u^p) r dr dz &\leq MDp \underbrace{\int_{\omega^*\cap B_p} |\nabla\varphi^{\omega^*}|^2 dr dz}_{\|\nabla\varphi^{\omega^*}\|_{L_v^2(\omega^*\cap B_p)}^2} \text{ par (20)} \\ &\leq 4MDp(f(0) + \frac{1}{p}) \left[D^*\frac{\pi}{\lambda}p^{-2\lambda} + C^*\frac{\pi^{\frac{3}{5}}}{p^{\frac{6}{5}}} \right] \end{aligned}$$

and as

$$-2\lambda + 1 < 0,$$

we deduce that

$$\lim_{p \rightarrow +\infty} \int_{\omega^*} \varepsilon |\nabla\varphi^{\omega^*}|^2 \text{div}(u^p) r dr dz = 0 \quad (31)$$

It remains to examine the term

$$\int_{\omega^*} \varepsilon \langle ({}^t Du^p + Du^p) \nabla\varphi^{\omega^*}; \nabla\varphi^{\omega^*} \rangle r dr dz$$

This term is of the same order as the previous term.

$$\text{We have } {}^t Du^p + Du^p = \begin{pmatrix} 2\frac{\partial u_r^p}{\partial p} & \frac{\partial u_r^p}{\partial z} \\ \frac{\partial u_r^p}{\partial z} & 0 \end{pmatrix}.$$

$$\text{Denoting } \nabla\varphi^{\omega^*} = \begin{pmatrix} \delta_r \\ \delta_z \end{pmatrix}$$

we obtain

$$\langle ({}^t Du^p + Du^p) \nabla\varphi^{\omega^*}; \nabla\varphi^{\omega^*} \rangle = 2\frac{\partial u_r^p}{\partial r} (\delta_r)^2 + 2\frac{\partial u_r^p}{\partial z} \delta_r \delta_z$$

from what we deduce

$$\begin{aligned} \left| \int_{\omega^*} \varepsilon \langle {}^t Du^p + Du^p \rangle \nabla \varphi^{\omega^*}; \nabla \varphi^{\omega^*} \rangle r dr dz \right| &\leq 2M \int_{\omega^* \cap B_p} \left(\left| \frac{\partial u_r^p}{\partial r} (\delta_r) \right|^2 + \left| \frac{\partial u_r^p}{\partial z} \delta_r \delta_z \right|^2 \right) r dr dz \\ &\leq 2M \left[\int_{\omega^* \cap B_p} \left| \frac{\partial u_r^p}{\partial r} \right|^2 |\nabla \varphi^{\omega^*}|^2 r dr dz + \frac{1}{2} \int_{\omega^* \cap B_p} \left| \frac{\partial u_r^p}{\partial z} \right|^2 |\nabla \varphi^{\omega^*}|^2 r dr dz \right] \end{aligned}$$

We have $\left| \frac{\partial u_r^p}{\partial r} \right| \leq 2Cp$, $\left| \frac{\partial u_r^p}{\partial z} \right| \leq Dp$ and $r \leq f(0) + \frac{1}{p}$

By an analogous reasoning, we can show that

$$\lim_{p \rightarrow +\infty} \int_{\omega^*} \varepsilon \langle {}^t Du^p + Du^p \rangle \nabla \varphi^{\omega^*}; \nabla \varphi^{\omega^*} \rangle r dr dz = 0 \quad (32)$$

4.3.5 Conclusion

In the same manner, we can prove that

$$\lim_{p \rightarrow +\infty} l_{cont}(\omega^*).u^p = 0 \quad (33)$$

From (22)-(27), (31)-(33), we deduce

$$\lim_{p \rightarrow +\infty} l(\omega^*).u^p = \frac{1}{e} [-h(0) + \mu f(0)] \quad (34)$$

4.4 Value of the wetting angle

At the minimum of energy ω^* , we verify :

$$\exists \lambda^* \in \mathbb{R} \text{ such that for all } p \text{ big enough, } l(\omega^*).u^p = \lambda^* l_{cont}(\omega^*).u^p.$$

So

$$\lim_{p \rightarrow +\infty} l(\omega^*).u^p = \lambda^* \lim_{p \rightarrow +\infty} l_{cont}(\omega^*).u^p$$

From (34) we deduce that

$$h(0) = \mu f(0)$$

And so if $f(0) \neq 0$, we conclude :

$$\mu = \frac{f'(0)}{\sqrt{1 + f'^2(0)}}$$

But we know that the right hand side is in fact the cosine of the contact angle

$$\cos(\Theta_A) = -\mu$$

By the definition of μ and Young's angle, we deduce that the value of the contact angle for an optimal drop with an axisymmetric geometry is Young's angle and this is valid for all values of potential applied.

5 Numerical work in progress

We recall that a simple model consists in considering that the system is a plane capacitor. In this case, the contact angle is given by the relation :

$$\cos(\theta) = \cos(\theta_Y) + \frac{\varepsilon S}{2e\sigma_{LG}}V^2$$

where e is the thickness of the insulator. It predicts a total spreading of the drop on the polymer. In fact we can admit that it gives a value of a macroscopic contact angle.

We use two numerical approaches. The first one is a macroscopic one and the second one a local one.

From the code "Electrocap" developed by J.Monnier and P.Chow Wing Bom ([15], [14]), we introduce a treatment of the singularity of the potential. In order to compute the singularity of the potential we use the Singular Complement Method as presented in [6].

This numerical approach gives same qualitative results as in [14] (which is without the treatment of the singularity). It shows a deviation from the shape predicted by the plane capacitor approximation : the contact angle is higher than predicted by the plane capacitor approximation and the curvature increases sharply near the triple line. But the effect of the treatment of the singularity seems to be deleted. Furthermore it doesn't show that the contact angle is constant.

We present numerical results for given volume and physical parameters.

In Fig.1 we present the macroscopic shape of the drop obtained for different voltages.

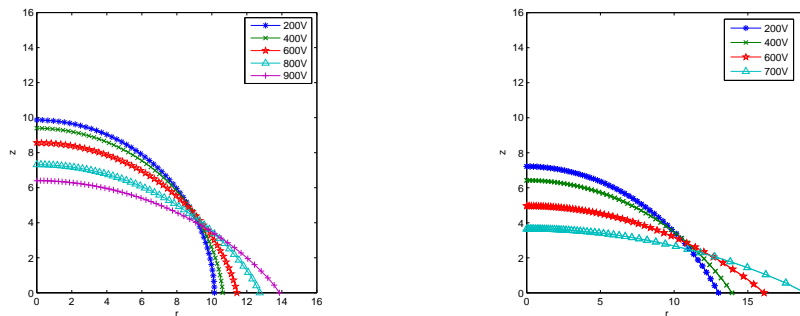


Figure 1: *Left*, Macroscopic shape of the drop for a Young's angle of 90° ; *Right*, Macroscopic shape of the drop for a Young's angle of 60°

A second numerical work is also in progress. The global approximation (using the treatment of the singularity) is used together with a local model (given by an ODE in the vicinity of the contact point).

In Fig.2 are presented values of the contact angle obtained by this numerical approach. Values are compared to the plane capacitor approximation.

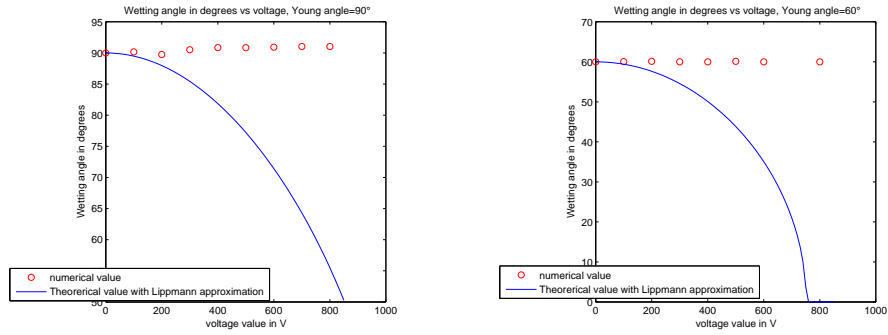


Figure 2: *Left*, Value of the contact angle for a Young angle of 90° ; *Right*, Value of the contact angle for a young angle of 60°

The numerical contact angle appears to be constant as theoretically predicted in the last section and proposed in [5]. The numerical curvature appears to explode near the contact point. In Fig.3 we present the curvature value for points of the drop at 500V for a Young's angle of 90° . For other voltages and values of Young's angle, the qualitative behaviour remains the same.

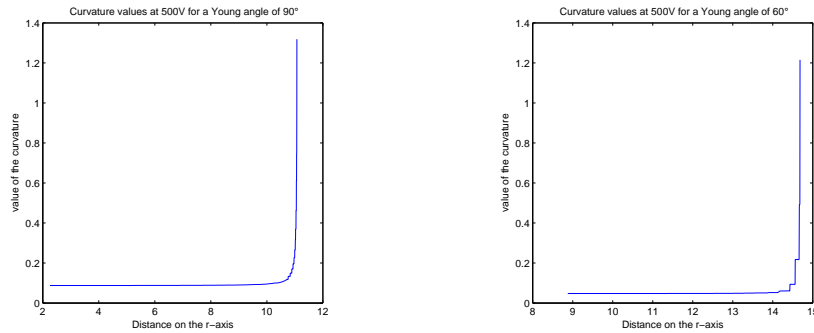


Figure 3: *Left*, Value of the curvature for a Young angle of 90° at 500V; *Right*, Value of the curvature for a Young angle of 60° at 500V

All this results are in accordance with the theory and experimental works (see e.g.[3]).

6 Conclusion

We have proved that the contact angle in electrowetting remains constant for all potential applied and it equals Young's angle. It is the result that has been predicted in [5]. A numerical work is also in progress. Because of the singularity of the potential in the vicinity of the contact point, it uses a local model near the triple line. The contact angle computed appears to be constant.

References

- [1] B.Berge, Electrocapillarité et mouillage de films isolants par l'eau, *C.R.A.S., III(317) 1993*
- [2] B.Berge and J.Peseux, Variable focal lens controlled by an external voltage : an application of electrowetting, *Eur.Phys.J.E., 3:159-163*
- [3] M.Bienia, *Etude de déformation de goutte et de film mince induite électriquement*, Thèse de l'Université Joseph Fourier
- [4] S.Bouchereau, *Modélisation et Simulation Numérique de l'Electromouillage*, Thèse de l'Université Joseph Fourier
- [5] J.Buehrle, S.Herminhaus and F.Mugele, Interface profiles near three-phase contact lines in electric fields, *Phys.Rev.Lett. 91 No.8 (2003)*
- [6] P.Ciarlet Jr., J.He, La méthode du complément singulier pour des problèmes scalaires 2D *C.R. Acad. Sci. Paris, Ser. I 336 (2003) 353-358*
- [7] R.Finn, *Equilibrium capillary surfaces*, Grundlehren der mathematischen Wissenschaften (284), Springer 1986
- [8] M.Fortin et R.Glowinski, *Méthodes de lagrangien augmenté : Application à la résolution numérique de problèmes aux limites*, Dunod (1982)
- [9] R.A.Hayesard and B.J.Feenstra, Video speed electronic paper based on electrowetting, *Nature, 425:383-385 (2003)*
- [10] A.Henrot, M.Pierre, *Variation et optimisation de formes; Une analyse géométrique*, Springer (2005)

- [11] D.Huh, A.H.Tkaczyk, J.H.Bahng, Y.Chang, H.H Wei, J.B.Grotberg, C.J.Kim, K.Kurabayashi, S.Takayama, Reversible switching of high-speed air-liquid two-phase flows using electrowetting-assisted flow pattern change, *J.Am.Chem.Soc* 125, 14678-14679 (2003)
- [12] K.Lemrabet, Régularité de la solution d'un problème de transmission, *J.Math. pures et appl.*, 56;1-38 (1977)
- [13] G.Lippmann, *Relations entre les phénomènes électriques et capillaires*, PhD Thesis, Faculté des Sciences (1875)
- [14] J.Monnier, P.Witomski, P.Chow Wing Bom, C.Scheid, Numerical modelling of Electrowetting by a shape inverse approach, *SIAM Journal on Applied Mathematics*, in revision
- [15] J.Monnier and P.Witomski, A shape inverse approach modelling electrowetting, In 6th World Congress on Structural and Multidisciplinary Optimization, WCSM06, Rio de Janeiro, mai 2005
- [16] F.Murat et J.Simon, *Sur le contrôle optimal par un domaine géométrique*, Université Pierre et Marie Curie (Paris VI), Laboratoire d'Analyse Numérique
- [17] S.Nicaise, *Analyse numérique et équations aux dérivées partielles : cours et problèmes résolus*, Paris, Dunod (2000)
- [18] Paik P., Pamula V.K., Pollack M.G., Fair R.B., Electrowetting-based droplet mixers for microfluidic systems, *Lab on a Chip*, vol 3, pp. 28-33 (2003)
- [19] C.Quilliet and B.Berge, Electrowetting : a recent outbreak, *Current opinion in Colloid and Interface Science* 6:34-39 (2001)
- [20] T.Roques-Caumes, R.A.Hayes, B.J.Feenstra and L.J.M.Schlangen, Liquid behavior inside a reflective display pixel based on electrowetting, *Journal of Applied Physics*, 95(8) : 4389-4396 (2004)
- [21] J.Simon, *Diferenciacion de problemas de contorno respecto del domino*, Universidad de Sevilla, Facultad de Matematicas, Departamento de

Analysis Matematico