

# Elodie metallicity-biased search for transiting Hot Jupiters <sup>★</sup>

## IV. Intermediate period planets orbiting the stars HD 43691 and HD 132406

R. Da Silva<sup>1</sup>, S. Udry<sup>1</sup>, F. Bouchy<sup>3</sup>, C. Moutou<sup>2</sup>, M. Mayor<sup>1</sup>, J.-L. Beuzit<sup>5</sup>, X. Bonfils<sup>5</sup>, X. Delfosse<sup>5</sup>, M. Desort<sup>5</sup>, T. Forveille<sup>5</sup>, F. Galland<sup>5</sup>, G. Hébrard<sup>3</sup>, A.-M. Lagrange<sup>5</sup>, B. Loeillet<sup>2</sup>, C. Lovis<sup>1</sup>, F. Pepe<sup>1</sup>, C. Perrier<sup>5</sup>, F. Pont<sup>1</sup>, D. Queloz<sup>1</sup>, N.C. Santos<sup>4,1</sup>, D. Ségransan<sup>1</sup>, J.-P. Sivan<sup>2</sup>, A. Vidal-Madjar<sup>3</sup>, and S. Zucker<sup>6</sup>

<sup>1</sup> Observatoire Astronomique de l'Université de Genève, 1290 Sauverny, Switzerland

<sup>2</sup> Laboratoire d'Astrophysique de Marseille, UMR6110 CNRS, Université de Provence, Traverse du Siphon, BP8, 13376 Marseille Cedex 12, France

<sup>3</sup> Institut d'Astrophysique de Paris, UMR7095 CNRS, Université Pierre & Marie Curie, 98bis bd Arago, 75014 Paris, France

<sup>4</sup> Centro de Astrofísica, Universidade do Porto, Rua das Estrelas, 4150-762 Porto, Portugal

<sup>5</sup> Laboratoire d'Astrophysique de Grenoble, BP 53X, 38041 Grenoble Cedex, France

<sup>6</sup> Department of Geophysics and Planetary Sciences, Raymond and Beverly Sackler Faculty of Exact Sciences, Tel Aviv University, Tel Aviv 69978, Israel

Received / accepted

**Abstract.** We report here the discovery of two planet candidates as a result of our planet-search programme biased in favour of high-metallicity stars, using the ELODIE spectrograph at the Observatoire de Haute Provence. One of them has a minimum mass  $m_2 \sin i = 2.5 M_{\text{Jup}}$  and is orbiting the metal-rich star HD 43691 with period  $P = 40$  days and eccentricity  $e = 0.14$ . The other planet has a minimum mass  $m_2 \sin i = 5.6 M_{\text{Jup}}$  and orbits the slightly metal-rich star HD 132406 with period  $P = 974$  days and eccentricity  $e = 0.34$ . Both stars were followed up with additional observations using the new SOPHIE spectrograph that replaces the ELODIE instrument, allowing an improved orbital solution for the systems.

**Key words.** stars: individual: HD 43691 – stars: individual: HD 132406 – planetary systems – techniques: radial velocities

### 1. Introduction

After the first publications suggesting the metal-rich nature of stars hosting giant planets in close orbits (Gonzalez 1997, 1998), a number of works concerning the theme came out in the last few years (Santos et al. 2001, 2004; Fischer & Valenti 2005; Gonzalez 2006). With the increasing number of known planets, statistical studies were able to verify that the frequency of stars hosting a planetary companion is highly correlated with the stellar metallicity. The results show that the probability of finding a close-in giant planet is about 25-30% for the most metal-rich stars ( $[\text{Fe}/\text{H}] > 0.3$ ) and only 3% for stars with solar metallicity. The extrasolar planet search biased in favour of high-metallicity stars can thus more quickly conduct to the discovery of planets in short-period orbits, the so-called hot Jupiters ( $P < 10$  days), increasing the chances of finding plane-

etary transits. The identification of planets transiting bright stars provides a powerful approach to determine fundamental constraints on the mechanisms of planet formation, the physical properties of the exoplanet, and the geometry of the system.

Based on these assumptions, a few programmes have been initiated with the approach of looking for planets orbiting high-metallicity stars. One of them is the N2K consortium (Fischer et al. 2004), which monitors nearly 2000 main-sequence and subgiant stars. Another project was conducted by our team with the ELODIE spectrograph at the Observatoire de Haute Provence (Da Silva et al. 2006). From a sample of more than a thousand solar-type stars, we selected the more metallic ones after the first measurement to monitor their radial velocities.

Our programme has already yielded the detection of four hot Jupiters, with periods between 2.2 and 6.8 days and minimum masses between 1.0 and 2.1  $M_{\text{Jup}}$ , orbiting the stars HD 118203 and HD 149143<sup>1</sup> (Da Silva et al.

Send offprint requests to: R. Da Silva,  
e-mail: Ronaldo.daSilva@obs.unige.ch

<sup>★</sup> Based on radial velocities collected with the ELODIE spectrograph mounted on the 193-cm telescope at the Observatoire de Haute Provence, France. Additional observations were made using the new SOPHIE spectrograph (run 06B.PNP.CONNS) that replaces ELODIE.

<sup>1</sup> The planet around HD 149143 was independently discovered by Fischer et al. (2006) and the one orbiting HD 185269 was also published by Johnson et al. (2006).

2006), HD 189733 (Bouchy et al. 2005), and HD 185269<sup>1</sup> (Moutou et al. 2006).

For the star HD 189733, additional photometric measurements have led to the observation of a planetary transit, making possible the determination of some parameters of the companion, such as mass, radius and mean density (Bouchy et al. 2005; Bakos et al. 2006; Winn et al. 2007). This system is our best result, a very good example of what we expect to obtain with our programme, and revealed to be of particular interest for further studies. Deming et al. (2006) analysed the infrared thermal emission during an eclipse of HD 189733 b using the *Spitzer Space Telescope* (Werner et al. 2004) and determined the brightness temperature of the planet at 16  $\mu\text{m}$ . Knutson et al. (2007), doing observations with *Spitzer* at 8  $\mu\text{m}$ , were able to construct a map of the temperature distribution of HD 189733 b, estimating a minimum and a maximum brightness temperature at this wavelength. Fortney & Marley (2007) analysed the mid infrared observations of HD 189733 and suggested a possible presence of water vapor in the atmosphere of the planetary companion. Observations with the *Hubble Space Telescope* have also been proposed in order to perform precise measurements of the size and the orbital inclination angle of HD 189733 b (Pont et al., in preparation).

In this paper, we report the discovery of two new planet candidates, resulted from our ELODIE planet search programme biased towards metal-rich stars: a 2.5 Jupiter-mass planet orbiting the star HD 43691 with period  $P = 40$  days, and a 5.6 Jupiter-mass planet in a long-period orbit of  $P = 974$  days around the star HD 132406. Such results are complemented by additional measurements made using SOPHIE (Bouchy et al. 2006), the new spectrograph that replaces ELODIE.

The radial velocity observations that have led to these results are described in Sect. 2. The observed and derived parameters of the star HD 43691 together with the orbital solution adopted are presented in Sect. 3. The same are presented in Sect. 4 for the star HD 132406. In Sect. 5 we discuss the present and future status of the observational programme.

## 2. Observations

The stars HD 43691 and HD 132406 are both targets in our "ELODIE metallicity-biased search for transiting hot Jupiters" survey (Da Silva et al. 2006), conducted from March 2004 until August 2006 with the ELODIE spectrograph (Baranne et al. 1996) on the 193-cm telescope at the Observatoire de Haute Provence (France). In this programme we essentially searched for Jupiter-like planets orbiting metal-rich stars, assuming that such stars are more likely to host giant planets.

After obtaining the first spectrum of HD 43691 and HD 132406, we have verified the high metallicity of these stars from a calibration of the surface of the ELODIE cross-correlation functions (Santos et al. 2002; Naef 2003). After three measurements, we could clearly see in both stars a significant radial velocity variation. We therefore conducted follow-up observations with ELODIE, and we obtained 22 spectra of HD 43691 from November 2004 (JD = 2 453 333) to May 2006 (JD = 2 453 872), and 17 spectra of HD 132406 from May 2004 (JD = 2 453 152) to June 2006 (JD = 2 453 900).

**Table 1.** ELODIE and SOPHIE radial velocities of HD 43691. All values are relative to the solar system barycentre. The uncertainties correspond to the photon-noise errors.

JD – 2 400 000 [days]	RV [km s <sup>-1</sup> ]	Uncertainty [km s <sup>-1</sup> ]
ELODIE measurements		
53333.6255	-29.123	0.011
53337.6057	-29.098	0.012
53398.4118	-29.015	0.012
53690.6694	-28.945	0.013
53692.6430	-28.962	0.013
53693.6240	-28.983	0.014
53714.5653	-28.912	0.014
53715.5590	-28.903	0.015
53718.5549	-28.904	0.013
53719.5681	-28.885	0.010
53720.5323	-28.853	0.017
53721.5123	-28.892	0.018
53722.5237	-28.907	0.015
53728.4315	-28.969	0.018
53749.5333	-28.989	0.014
53750.4982	-28.958	0.014
53756.4444	-28.840	0.018
53808.2808	-29.091	0.012
53809.2850	-29.087	0.009
53839.3031	-28.960	0.019
53870.3405	-28.881	0.017
53872.3456	-28.923	0.020
SOPHIE measurements		
54044.6274	-28.980	0.003
54051.6411	-28.830	0.004
54053.5968	-28.854	0.003
54078.6009	-29.059	0.004
54079.4859	-29.040	0.004
54080.4572	-29.018	0.004
54081.4440	-28.993	0.003
54087.4744	-28.858	0.004
54088.5858	-28.872	0.004
54089.6137	-28.846	0.004
54142.4798	-29.064	0.004
54148.4607	-29.089	0.004
54151.4010	-29.065	0.004
54155.4284	-28.981	0.004

The ELODIE instrument was decommissioned in August 2006 and replaced by the SOPHIE spectrograph. Additional measurements were then obtained using this new instrument: 14 spectra of HD 43691 from November 2006 (JD = 2 454 044) to February 2007 (JD = 2 454 155), and 4 spectra of HD 132406 from December 2006 (JD = 2 454 080) to May 2007 (JD = 2 454 230).

With ELODIE, the average signal-to-noise ratio (S/N) calculated from the spectra at  $\lambda 5500 \text{ \AA}$  is  $\sim 40$  for both stars, with a typical exposure time of 20 min. On the other hand, the gain in efficiency of SOPHIE compared to ELODIE is more than one magnitude in the High-Resolution mode (used for high precision radial-velocity measurements). Typical S/N obtained with SOPHIE are thus twice larger than those of ELODIE for expo-

**Table 2.** ELODIE and SOPHIE radial velocities of HD 132406. All values are relative to the solar system barycentre. The uncertainties correspond to the photon-noise errors.

JD – 2 400 000 [days]	RV [km s <sup>-1</sup> ]	Uncertainty [km s <sup>-1</sup> ]
ELODIE measurements		
53152.4773	-37.821	0.010
53154.4825	-37.837	0.008
53218.3605	-37.858	0.010
53520.4238	-37.928	0.013
53536.4140	-37.875	0.010
53576.3681	-37.859	0.012
53596.3805	-37.818	0.014
53807.6666	-37.727	0.025
53808.6537	-37.755	0.011
53809.6643	-37.742	0.011
53869.5117	-37.779	0.011
53870.4406	-37.771	0.007
53873.4386	-37.768	0.009
53895.4251	-37.757	0.009
53896.4387	-37.745	0.012
53899.4286	-37.743	0.019
53900.4376	-37.770	0.013
SOPHIE measurements		
54080.7252	-37.718	0.003
54173.6848	-37.752	0.004
54187.6332	-37.770	0.004
54230.5803	-37.790	0.004

sure times 2-3 times smaller. Table 1 lists the radial velocities of HD 43691 and Table 2 lists those of HD 132406.

Following Zucker & Mazeh (2001), we tried to look for the astrometric signatures of the two orbits in Hipparcos Intermediate Astrometric Data (IAD). HD132406, whose best-fit Keplerian period was close to the Hipparcos mission duration, seemed especially suitable for this kind of analysis. We found no evidence of astrometric signatures. Furthermore, the mass upper limits that the IAD produce are in the stellar regime and therefore do not provide any useful constraint.

In order to derive some of the fundamental stellar parameters, like effective temperature, surface gravity and metallicity, using accurate spectroscopic analysis, we obtained a high S/N spectrum ( $\sim 130$  at  $\lambda 5500$  Å) of HD 43691 with the SOPHIE spectrograph.

### 3. A planetary companion to HD 43691

#### 3.1. Stellar characteristics of HD 43691

HD 43691 (HIP 30057) is listed in the Hipparcos catalogue (ESA 1997) as a G0 star in the northern hemisphere with visual magnitude  $V = 8.03$ , color index  $B - V = 0.596$  and parallax  $\pi = 10.73 \pm 1.16$  mas (a distance of 93 pc from the Sun). The bolometric correction is  $BC = -0.034$ , derived from Flower (1996). Using the Hipparcos parameters we derived an absolute magnitude  $M_V = 3.18$ , which represents a high luminosity for a G0 star. This suggests that HD 43691 is slightly evolved

**Table 3.** Observed and estimated parameters of HD 43691 and HD 132406. Some of the stellar parameters of HD 43691 were obtained from spectroscopic analysis while those of HD 132406 come from calibrations of the ELODIE CCF.

	HD 43691	HD 132406	
Spectral Type	G0 IV	G0 V	
$V$	8.03	8.45	
$B - V$	0.596	0.65	
$\pi$	$10.73 \pm 1.16$	$14.09 \pm 0.77$	[mas]
$M_V$	3.18	4.19	
BC	-0.034	-0.062	
$T_{\text{eff}}$	$6200 \pm 40$	$5885 \pm 50$	[K]
$M_{\star}$	$1.38 \pm 0.05$	$1.09 \pm 0.05$	$M_{\odot}$
$age$	2.0 - 3.6	$6.4 \pm 0.8$	Gyr
$\log g$	$4.28 \pm 0.13$		
[Fe/H]	$0.28 \pm 0.05$	$0.18 \pm 0.05$	
$v \sin i$	4.7	1.7	[km s <sup>-1</sup> ]

towards the subgiant branch. Nordström et al. (2004) found a difference of 1.19 mag from the ZAMS, indicating the degree of evolution of this star.

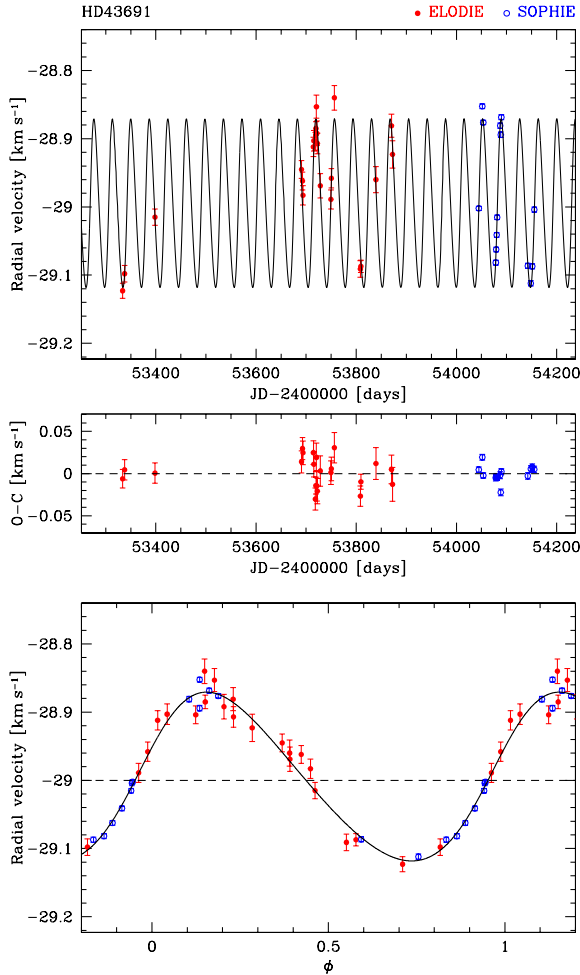
Applying the spectroscopic analysis described in Santos et al. (2004) to the high S/N spectrum of HD 43691 we obtained:  $T_{\text{eff}} = 6200 \pm 40$  K,  $\log g = 4.28 \pm 0.13$  and  $[\text{Fe}/\text{H}] = 0.28 \pm 0.05$ . From the calibrations of the ELODIE CCF (Santos et al. 2002; Naef 2003), we estimated a slightly smaller but compatible value for the metallicity ( $[\text{Fe}/\text{H}] = 0.22 \pm 0.05$ ), and a projected rotation velocity  $v \sin i = 4.7$  km s<sup>-1</sup>.

With these stellar parameters, we estimated the mass and age of HD 43691 using the Geneva models of stellar evolution computed by Schaerer et al. (1993). We found a mass of  $M_{\star} = 1.38 \pm 0.05 M_{\odot}$  and an age between 2.0 and 3.6 Gyr, which are in agreement with the determinations done by Nordström et al. (2004): mass  $M_{\star} = 1.38 \pm 0.08 M_{\odot}$  and age  $2.6 \pm 0.5$  Gyr. These values are compatible with the star being slightly evolved, especially taking into account the stellar metallicity (Mowlavi et al. 1998). The observed and derived stellar parameters of HD 43691 are shown in Table 3.

#### 3.2. Orbital solution for HD 43691 b

The best Keplerian orbital solution fitted to the radial velocities of HD 43691, using both ELODIE and SOPHIE observations, provides a orbit with period  $P = 36.96 \pm 0.02$  days and eccentricity  $e = 0.14 \pm 0.02$ . With the estimated value for the primary mass of  $1.38 M_{\odot}$  we obtained a minimum mass  $m_2 \sin i = 2.49 M_{\text{Jup}}$  and a separation of 0.24 AU for the planetary companion. The solution includes a velocity zero-point of the two datasets as a free parameter, and the difference between them is  $\Delta_{S-E} = 23 \pm 4$  m s<sup>-1</sup>. For this solution, we estimated a false alarm probability of  $1.3 \times 10^{-5}$  using the approach described in Horne & Baliunas (1986).

In the top panel of Fig. 1 we plot the radial velocities of HD 43691 and the Keplerian fit adopted using the two sets of measurements. The middle panel shows the residuals around the solution. The weighted rms around the solution is  $\sigma_E =$



**Fig. 1.** *Top:* ELODIE and SOPHIE radial velocities of HD 43691 plotted together with the best Keplerian solution that fits the combined measurements. *Middle:* Residuals around the solution, with  $\sigma_E = 17.5 \text{ m s}^{-1}$  for ELODIE,  $\sigma_S = 9.0 \text{ m s}^{-1}$  for SOPHIE, and  $\sigma_{ES} = 10.0 \text{ m s}^{-1}$  for the combined data points. *Bottom:* Phase-folded radial velocities with the best Keplerian solution. Error bars represent the photon-noise errors.

$17.5 \text{ m s}^{-1}$  for ELODIE,  $\sigma_S = 9.0 \text{ m s}^{-1}$  for SOPHIE, and  $\sigma_{ES} = 10.0 \text{ m s}^{-1}$  for the whole dataset. The bottom panel shows the phase-folded radial velocities. Table 4 lists the adopted orbital elements, together with the inferred planetary parameters.

### 3.3. Low chromospheric activity for HD 43691

The radial velocity variations observed for a star can also be the result of physical events in the stellar atmosphere rather than the presence of an orbital companion. For example, spots on the surface of an active star can change the observed spectral-line profiles and induce periodic variations of the measured radial velocities. By analysing the line-bisector orientations one can distinguish which of these situations is the real origin of the variations (Queloz et al. 2001).

**Table 4.** Orbital elements for the best Keplerian solution of HD 43691 and HD 132406 as well as the inferred planetary parameters.

	HD 43691	HD 132406	
$P$	$36.96 \pm 0.02$	$974 \pm 39$	[days]
$T$	$54046.6 \pm 0.5$	$53474 \pm 44$	[JD - 2 400 000]
$e$	$0.14 \pm 0.02$	$0.34 \pm 0.09$	
$V$	$-29.000 \pm 0.003$	$-37.840 \pm 0.008$	[ $\text{km s}^{-1}$ ]
$\omega$	$290 \pm 5$	$214 \pm 19$	[deg]
$K$	$124 \pm 2$	$115 \pm 26$	[ $\text{m s}^{-1}$ ]
$N_{\text{meas}}$	22 (E) + 14 (S)	17 E + 4 S	
$\Delta_{S-E}$	$23 \pm 4$	$93 \pm 17$	[ $\text{m s}^{-1}$ ]
$\sigma_E$	17.5	12.1	[ $\text{m s}^{-1}$ ]
$\sigma_S$	9.0	4.1	[ $\text{m s}^{-1}$ ]
$\sigma_{ES}$	10.0	7.5	[ $\text{m s}^{-1}$ ]
$a_1 \sin i$	4.17	9.73	[ $10^{-4}$ AU]
$f(m)$	7.06	1.30	[ $10^{-9} M_\odot$ ]
$m_2 \sin i$	2.49	5.61	[ $M_{\text{Jup}}$ ]
$a$	0.24	1.98	[AU]

The analysis of the line-bisector orientations, or bisector inverse slope (BIS value), of HD 43691 shows that there is no correlation between the BIS values and the radial velocities derived (Fig. 2, top panel). Thus the observed variations in radial velocity are not induced by stellar activity and rotation (as is the case of HD 166435 in Queloz et al. 2001). The observed behaviour of the line bisectors also indicates that the radial velocity variations are not resulting from contamination by the light of a late-type binary companion (see e.g. the case of HD 41004 in Santos et al. 2002). Such variations are thus most probably due to the presence of a planetary companion orbiting HD 43691.

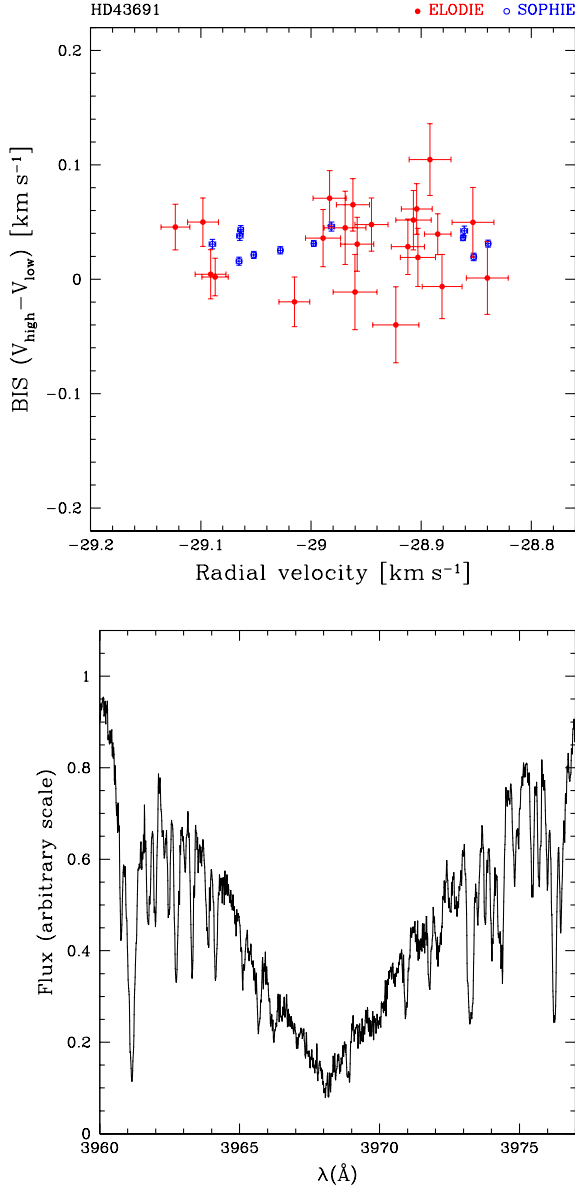
The chromospheric activity level can also be verified by means of the reemission in the core of Ca II absorption lines (e.g.  $\lambda 3968.5 \text{ \AA}$ ). By observing the respective spectral region in the high S/N spectrum of HD 43691 obtained with SOPHIE (Fig. 2, bottom panel), we can note that this star is not active. Since this line is located in the blue part of the spectral domain, where the flux is appreciably lower, this kind of inspection requires a high S/N spectrum, which is much better achieved by the higher efficiency of SOPHIE.

## 4. A long-period planet orbiting HD 132406

### 4.1. Stellar characteristics of HD 132406

HD 132406 (HIP 73146) is listed in the Hipparcos catalogue as a G0 star with visual magnitude  $V = 8.45$ , color index  $B - V = 0.65$  and parallax  $\pi = 14.09 \pm 0.77 \text{ mas}$  (71 pc distant from the Sun). These parameters set a value of  $M_V = 4.19$  for the absolute magnitude. The bolometric correction is  $BC = -0.062$ .

The metallicity and the projected rotation velocity of this star are respectively  $[\text{Fe}/\text{H}] = 0.18 \pm 0.05$  and  $v \sin i = 1.7 \text{ km s}^{-1}$ , estimated from the calibrations of the ELODIE cross-correlation functions. The effective temperature derived is  $T_{\text{eff}} = 5885 \pm 50 \text{ K}$  and comes from the calibrations of  $T_{\text{eff}}$  as a

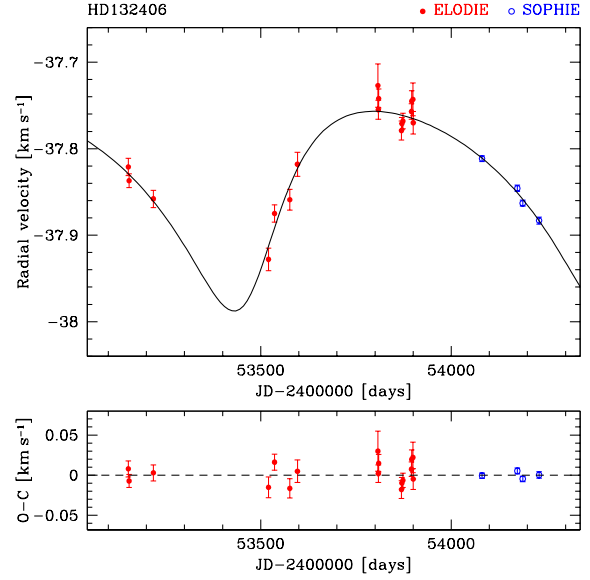


**Fig. 2.** *Top:* Comparison between bisector inverse slope (BIS) and radial velocities of HD 43691 showing no correlation between them for both ELODIE and SOPHIE measurements. *Bottom:*  $\lambda 3968.5$  Å Ca II absorption line region of the high S/N spectrum obtained for HD 43691. No clear emission feature is observed in the center of this line, indicating a low activity level.

function of  $B - V$  and  $[\text{Fe}/\text{H}]$  from Santos et al. (2004). The derived mass and age are  $M_{\star} = 1.09 \pm 0.05 M_{\odot}$  and  $6.4 \pm 0.8$  Gyr, from the Geneva models of stellar evolution. These parameters are listed in Table 3.

#### 4.2. Orbital solution for HD 132406 b

A Keplerian solution fitted to the radial velocity measurements of HD 132406, from both ELODIE and SOPHIE observations, results in an orbit with period  $P = 974 \pm 39$  days and eccentricity  $e = 0.34 \pm 0.09$ . The velocity zero-point of the two



**Fig. 3.** *Top:* ELODIE and SOPHIE radial velocities of HD 132406 plotted together with the adopted Keplerian solution that better fits the combined measurements. *Bottom:* Residuals around the solution, with  $\sigma_E = 12.1$  m s $^{-1}$  for ELODIE,  $\sigma_S = 4.1$  m s $^{-1}$  for SOPHIE, and  $\sigma_{ES} = 7.5$  m s $^{-1}$  for the combined data points. Error bars represent the photon-noise errors.

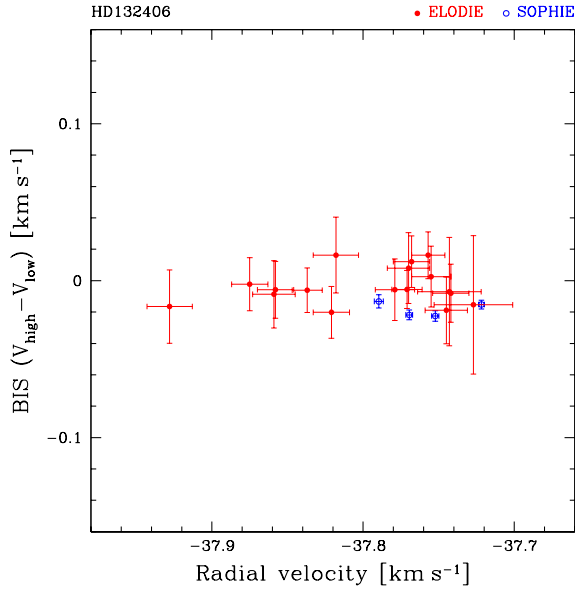
datasets is a free parameter, and the difference between them is  $\Delta_{S-E} = 93 \pm 17$  m s $^{-1}$ .

The top panel of Fig. 3 shows the radial velocities of this star together with the best Keplerian solution. The bottom panel of the same figure shows the residuals around the adopted solution, for which the weighted rms is  $\sigma_E = 12.1$  m s $^{-1}$  for ELODIE,  $\sigma_S = 4.1$  m s $^{-1}$  for SOPHIE, and  $\sigma_{ES} = 7.5$  m s $^{-1}$  for the combined set of measurements. HD 132406 is slightly fainter than HD 43691, but has smaller photon-noise errors, which is probably due to broader line profiles of HD 43691. Table 4 lists the orbital elements and the planetary parameters of the HD 132406 system, which was obtained with the best Keplerian fit.

As in the case of the star HD 43691, the analysis of the bisector inverse slope of HD 132406 shows no correlation between the BIS values and the observed radial velocities (Fig. 4). In addition, no chromospheric reemission is observed in the core of the Ca II absorption line at  $\lambda 3968.5$  Å.

## 5. Discussion and Conclusions

In this paper we have announced the discovery of two new planet candidates as results from our ELODIE search programme biased towards metal-rich stars. In this programme, a total of six planets were discovered so far, out of which four are hot Jupiters ( $P < 10$  days) and two are the intermediate-period planets just presented. Five of the host stars have metallicity greater than 0.1 dex, while the one with a transiting very hot Jupiter (HD 189733) is a solar-metallicity star.



**Fig. 4.** Comparison between bisector inverse slope (BIS) and radial velocities of HD 132406 showing no correlation between them. Both ELODIE and SOPHIE measurements are plotted.

So far, we have observed at least once almost 82% of the 1061 sample stars, and for each one we estimated a value for metallicity. We thus verified that about 26% of the observed stars have  $[\text{Fe}/\text{H}] \geq 0.1$  dex (about 15% for  $0.1 \leq [\text{Fe}/\text{H}] < 0.2$ , 8% for  $0.2 \leq [\text{Fe}/\text{H}] < 0.3$  and 3% for  $0.3 \leq [\text{Fe}/\text{H}] < 0.4$ ). Furthermore, according to the percentage of stars with planets per metallicity bin determined by Santos et al. (2004), 10–30% of the stars with  $[\text{Fe}/\text{H}] \geq 0.1$  dex are likely to host a giant planet (about 9, 24 and 28% respectively for the same three ranges of metallicity mentioned above). Applying these percentages to the 867 observed stars, we finally find that the number of giant planets we expect to discover in each of those metallicity ranges is respectively 12, 17 and 7, a total of 36 planets, from which roughly 25% (9 planets) are predicted to be hot Jupiters.

Although most of our target stars were already observed, only 75% of the metal-rich stars have a minimum of three measurements. Stars with one or two spectra need more observations before being rejected or classified as possible planet hosts. On the other hand, long-period planets are more difficult to detect, and stars showing long-term radial-velocity trends also need more observations. In any case, we have already found almost a half of the expected number of hot Jupiters among the metallic portion of our sample.

The stars presented in this paper were also observed using the new SOPHIE spectrograph. The proposed orbital solutions, firstly found with ELODIE, were improved with the new observations. With ELODIE decommissioned, this new instrument will also continue monitoring other high-metallicity stars, especially the most promising cases.

*Acknowledgements.* We thank the Swiss National Science Foundation (FNSRS) and the Geneva University for their continued support to our planet-search programmes, and the Observatoire de Haute Provence for the granted telescope time. N.C.S. would like to thank the support

from Fundação para a Ciência e a Tecnologia (FCT), Portugal, in the form of a grant (reference POCI/CTE-AST/56453/2004). This work was supported in part by the EC's FP6 and by FCT (with POCI2010 and FEDER funds), within the HELAS international collaboration. The support from Coordenação de Aperfeiçoamento de Pessoal de Nível Superior (CAPES - Brazil) to R.D.S. in the form of a scholarship are gratefully acknowledged as well.

## References

- Baranne, A., Queloz, D., Mayor, M., et al. 1996, *A&AS*, 119, 373  
 Bakos, G.A., Knutson, H., Pont, F., et al. 2006, *ApJ*, 650, 1160  
 Bouchy, F., Udry, S., Mayor, M., et al. 2005, *A&A*, 444, L15  
 Bouchy, F., & the SOPHIE team 2006 SOPHIE: the Successor of the Spectrograph ELODIE for Extrasolar Planet Search and Characterization. In Tenth Anniversary of 51 Peg-b: Status of and Prospects for Hot Jupiter Studies. Colloquium held at OHP, France, August 22-25, 2005. Edited by L. Arnold, F. Bouchy and C. Moutou (Paris: Frontier Group), 319.  
 Da Silva, R., Udry, S., Bouchy, F., et al. 2006, *A&A*, 446, 717  
 Deming, D., Harrington, J., Seager, S., & Richardson, L.J. 2006, *ApJ*, 644, 560  
 ESA 1997, The Hipparcos and Tycho Catalogue, ESA SP-1200  
 Fischer, D.A., Valenti, J., & Marcy, G. 2004, in Stars as Suns: Activity, Evolution, and Planets, Proc. IAU Symp. 219, 29  
 Fischer, D.A., & Valenti, J. 2005, *ApJ*, 622, 1102  
 Fischer, D.A., Laughlin, G., Marcy, G.W., et al. 2006, *ApJ*, 637, 1094  
 Flower, P.J. 1996, *ApJ*, 469, 355  
 Fortney, J.J., & Marley, M.S. 2007, submitted to *ApJ Letters*  
 Gonzalez, G. 1997, *MNRAS*, 285, 403  
 Gonzalez, G. 1998, *A&A*, 334, 221  
 Gonzalez, G. 2006, *PASP*, 118, 1494  
 Horne, J.H., & Baliunas, S.L. 1986, *ApJ*, 302, 757  
 Johnson, J.A., Marcy, G.W., Fischer, D.A., et al. 2006, *ApJ*, 652, 1724  
 Knutson, H.A., Charbonneau, D., Allen, L.E., et al. 2007, *Nature*, 447, 183  
 Moutou, C., Loeillet, B., Bouchy, F., et al. 2006, *A&A*, 458, 327  
 Mowlavi, N., Meynet, G., Maeder, A., Schaerer, D., & Chatbonnel, C. 1998, *A&A*, 335, 573  
 Naef, D. 2003, Ph.D Thesis, Geneva University  
 Nordström, B., Mayor, M., Andersen, J., et al. 2004, *A&A*, 418, 989  
 Queloz, D., Henry, G.W., Sivan, J.P., et al. 2001, *A&A*, 379, 279  
 Santos, N.C., Israelian, G., & Mayor, M. 2000, *A&A*, 363, 228  
 Santos, N.C., Israelian, G., & Mayor, M. 2001, *A&A*, 373, 1019  
 Santos, N.C., Mayor, M., Naef, D., et al. 2002, *A&A*, 392, 215  
 Santos, N.C., Israelian, G., & Mayor, M. 2004, *A&A*, 415, 1153  
 Schaerer, D., Charbonnel, C., Meynet, G., Maeder, A., & Schaller, G. 1993, *A&AS*, 102, 339  
 Werner, M.W., Roellig, T.L., Low, F.J., et al. 2004, *ApJS*, 154, 1  
 Winn, J.N., Holman, M.J., Henry, G.W., et al. 2007, *ApJ*, 133, 1828  
 Zucker, S., & Mazeh, T. 2001, *ApJ*, 562, 549