

# Location-Aided Fast Distributed Consensus

Wenjun Li and Huaiyu Dai

## Abstract

Existing works on distributed averaging explore linear iterations based on reversible Markov chains. The convergence of such algorithms is bounded to be slow due to the diffusive behavior of the reversible chains. It has been observed that by overcoming the diffusive behavior, certain nonreversible chains lifted from reversible ones mix substantially faster than the original chains [1], [2]. In this paper, we investigate the idea of fast distributed consensus via lifting Markov chains, and propose a class of Location-Aided Distributed Averaging (LADA) algorithms for wireless networks, where nodes' location information is used to construct nonreversible chains that facilitates distributed computing and cooperative processing. We first show that it is possible to achieve an  $\epsilon$ -averaging time of  $O(r^{-1} \log(\epsilon^{-1}))$  in a wireless network with transmission radius  $r$  with a centralized algorithm, which is close to a performance lower bound derived based on resistance, an invariant of Markov chains. We then present a distributed LADA algorithm, which utilizes only the direction information of neighbors to construct nonreversible chains. The constructed chain does not naturally possess a uniform stationary distribution, which is in turn compensated by a weight estimation procedure to yield the average estimate. It is shown that LADA achieves the same scaling law in averaging time as the centralized scheme in wireless networks for all  $r$  satisfying the connectivity requirement. Finally, we propose a cluster-based LADA (C-LADA) algorithm, which requires no central coordination for clustering, and provides the additional benefit of reduced message complexity compared with LADA.

## Index Terms

Clustering, Distributed Computation, Distributed Consensus, Message Complexity, Mixing Time, Nonreversible Markov Chains, Time Complexity

## I. INTRODUCTION

The average of node values is desired in many network applications, such as computing sufficient statistics for distributed detection and estimation, as well as network optimization. The distributed aver-

Department of Electrical and Computer Engineering, North Carolina State University, Raleigh, NC 27695. (email: wli5, huaiyu\_dai@ncsu.edu). This research was supported in part by the National Science Foundation under Grant CCF-0515164.

aging problem where nodes try to reach consensus on the average value through iterative local information exchange has been vigorously investigated recently [3]–[8]. Compared with centralized counterparts, such distributed algorithms scale well as the network grows, and exhibit robustness to node and link failures. Distributed computation of the average over a network can be realized through linear iteration in the form  $\mathbf{x}(t+1) = \mathbf{W}(t)\mathbf{x}(t)$  where  $\mathbf{W}(t)$  is a graph conformant matrix, i.e.,  $W_{ij}(t) \neq 0$  only if there is a direct link from node  $i$  to  $j$  in the network. Distributed averaging through linear iteration with a deterministic  $\mathbf{W}$  is studied in [3]. For time-varying  $\mathbf{W}(t)$ , convergence is guaranteed under mild conditions [4], [5]. The class of randomized gossip algorithm recently studied by Boyd *et al* [6], [7] realizes consensus through iterative pairwise averaging, and allows for asynchronous operation. In their study, independent and identically distributed random stochastic matrices  $\mathbf{W}(t)$  are considered, and performance of the proposed algorithms is governed by the second largest eigenvalue of  $\mathbb{E}[\mathbf{W}(t)]$ .

Typically, governing matrices in distributed consensus (or more general distributed computation of weighted sums) algorithms are chosen to be stochastic, which connects them closely to Markov chain theory. It is also convenient to view the evolution of a Markov chain  $\mathbf{P}$  as a random walk on a graph (with vertex set  $V$  being the state space of the chain, and edge set  $E = \{uv : P_{uv} > 0\}$ ). In both fixed and random algorithms studied in [3], [6], [7], mainly a symmetric, doubly stochastic weight matrix is used, hence the convergence time of such algorithms is closely related to the mixing time of a reversible random walk, which is usually slow due to its diffusive behavior. It has been shown in [7] that in a wireless network of size  $n$  with a common transmission range  $r$ , the optimal gossip algorithm requires  $\Theta(r^{-2} \log n)$  time for the relative error to be bounded by  $n^{-\alpha}$ ,  $\alpha > 0$ . This means that for a small radius of transmission, even the fastest gossip algorithm converges slowly.

In the literature on Markov chain sampling, the constructed chains are usually reversible, as they are mathematically more tractable—see [9] and references therein. However, it is observed by Diaconis *et al.* [1] and later by Chen *et al.* [2] that certain nonreversible chains mix substantially faster than corresponding reversible chains, by overcoming the diffusive behavior of reversible random walks. Our work is directly motivated by this finding. We explore the idea of utilizing non-reversible chains to achieve fast distributed-averaging in wireless networks, and propose a class of Location-Aided Distributed Averaging (LADA) algorithms. As the name implies, the algorithms utilize location information to construct nonreversible chains that prevent the same information being “bounced” forth and back, thus accelerating information dissemination. This is achieved by allowing each node to have four copies of its estimated average value at any time, namely, the east, north, west and south value, corresponding to the multiple lifted states in a lifted chain (see Section III). The tag of each copy indicates the direction it will likely be sent in the

next slot. The underlying random walk is more likely to keep its direction than making a turn, thus the diffusive behavior of a simple random walk is suppressed.

We start with some analysis on the averaging time via lifting Markov chains on a geometric random graph with a common transmission range  $r$ —the celebrated model for wireless networks, and show that  $\Omega(r^{-1})$  time is required for the relative error to diminish to  $\epsilon = O(\frac{1}{n})$ . We then present a centralized grid-based algorithm which achieves an  $\epsilon$ -averaging time of  $O(r^{-1} \log(\epsilon^{-1}))$ .

In practice, purely distributed algorithms requiring no central coordination are typically preferred. This motivates the LADA algorithm, which requires for each node, a loose knowledge of the relative location of its neighbors, based on which a fast-mixing nonreversible chain is constructed. The diffusive behavior in the chain is suppressed by prohibiting any transition in directions opposite to the previous one. On a wireless network with randomly distributed nodes, the constructed chain does not possess a uniform stationary distribution desirable for distributed averaging, due to the difference in the number of neighbors a node has in different directions. Nevertheless, we show that the non-uniformity for the stationary distribution can be compensated by keeping weight variables which estimate the stationary probabilities to produce accurate average estimates, and that LADA achieves an  $\epsilon$ -averaging time of  $O(r^{-1} \log(\epsilon^{-1}))$  with any transmission range  $r$  guaranteeing network connectivity. In Appendix D, we provide another algorithm, the LADA-U algorithm, where the nonreversible chain is carefully designed to ensure a uniform stationary distribution (which accounts for the suffix “U”), by allowing some controlled diffusive behavior. It is shown that LADA-U can achieve the same scaling law in averaging time as the centralized scheme and LADA, but needs a substantially larger transmission range than minimum connectivity requirement, mainly due to the induced diffusive behavior.

Finally, we propose a cluster-based LADA (C-LADA) variant to further improve on the message complexity. This is motivated by the common assumption that nodes in some networks, such as wireless sensor networks, are densely deployed, where it is often more efficient to have co-located nodes clustered, effectively behaving as a single entity. In this scenario, after initiation, only inter-cluster communication and intra-cluster broadcast are needed to update the values of all nodes. Different from the centralized algorithm, clustering is performed through a distributed clustering algorithm; the induced graph is usually not a grid, so the LADA algorithm, rather than the grid-based one used in the centralized scheme, is applied. The same time complexity as LADA is achieved, but the number of messages per iteration is reduced from  $\Theta(n)$  to  $\Theta(r^{-2})$ .

In this paper, for ease of exposition we focus on synchronous algorithms without gossip constraints, i.e., in each time slot, every sensor updates its value based on the neighbors’ values in the previous iteration.

Nonetheless, these algorithms can also be realized in a deterministic gossip fashion, by simulating at most  $d_{\max}$  matchings for each iteration, where  $d_{\max}$  is the maximum node degree [10]. Also note that while most of our analysis is conducted on the geometric random graph, the algorithms themselves can generally be applied on any network topology. Besides analysis on scaling laws, we also provide some numerical results and compare our algorithms with those based on reversible chains in literature.

Our paper is organized as follows. In Section II, we formulate the problem and discuss several important related works. In Section III, we establish some results for non-reversible Markov chains and give a lower bound for averaging time through lifting Markov chains, followed by the centralized algorithm. In Section IV, we introduce the LADA algorithm and analyze its performance. The C-LADA algorithm is treated in Section V. Numerical results are provided in Section VI. Finally, conclusions are given in Section VII.

## II. PROBLEM FORMULATION AND RELATED WORKS

### A. Problem Formulation

Consider a network represented by a connected graph  $G = (V, E)$ , where the vertex set  $V$  contains  $n$  nodes and  $E$  is the edge set. Let vector  $\mathbf{x}(0) = [x_1(0), \dots, x_n(0)]^T$  contain the initial values observed by the nodes, and  $x_{\text{ave}} = \frac{1}{n} \sum_{i=1}^n x_i$  denote the average. The goal is to compute  $x_{\text{ave}}$  in a distributed and robust fashion. As we mentioned, such designs are basic building blocks for distributed and cooperative information processing in wireless networks. Let  $\mathbf{x}(t)$  be the vector containing node values at the  $t$ th iteration. Without loss of generality, we consider the set of initial values  $\mathbf{x}(0) \in \mathbb{R}^{+n}$ , and define the  $\epsilon$ -averaging time as

$$T_{\text{ave}}(\epsilon) = \sup_{\mathbf{x}(0) \in \mathbb{R}^{+n}} \inf \{t : \|\mathbf{x}(t) - x_{\text{ave}} \mathbf{1}\|_1 \leq \epsilon \|\mathbf{x}(0)\|_1\}^1 \quad (1)$$

where  $\|\mathbf{x}\|_1 = \sum_i |x_i|$  is the  $l_1$  norm<sup>2</sup>.

We will mainly use the geometric random graph [11] to model a wireless network in our analysis. In a geometric random graph  $G(n, r(n))$ ,  $n$  nodes are uniformly and independently distributed on a unit square  $[0, 1]^2$ , and  $r(n)$  is the common transmission range of all nodes. It is known that the choice of  $r(n) \geq \sqrt{\frac{2 \log n}{n}}$  is required to ensure the graph is connected with high probability [11].

<sup>1</sup>For the more general case  $\mathbf{x}(0) \in \mathbb{R}^n$ , the corresponding expression in (1) is  $\|\mathbf{x}(t) - x_{\text{ave}} \mathbf{1}\|_1 \leq \epsilon \|\mathbf{x}(0) - \min_i x_i(0) \mathbf{1}\|_1$ .

<sup>2</sup>In the literature of distributed consensus, the  $l_2$  norm has also been used in measuring the averaging time [3], [7]. We adopt the definition in (1) for ease of analysis and exposition. The same definition has been used in [10].

## B. Related Works

In this section, we review several relevant works reflecting recent development on distributed consensus. The reader is referred to [4] for a systematic treatment of distributed computation. Xiao and Boyd [3] derived necessary and sufficient conditions for the weight matrix  $\mathbf{W}$  such that the linear iteration  $\mathbf{x}(t+1) = \mathbf{W}\mathbf{x}(t)$  asymptotically computes  $x_{\text{ave}}\mathbf{1}$  as  $t \rightarrow \infty$ . They formulated the fastest linear averaging problem as a semi-definite program, which is convex when  $\mathbf{W}$  is restricted to be symmetric. Finding the optimal symmetric  $\mathbf{W}$  with non-negative weights is closely tied to the problem of finding the fastest mixing reversible Markov chain on the graph.

Recently, another class of distributed consensus algorithms, the gossip algorithms have received much interest [7], [12], [13]. Under the gossip constraint, a node can communicate with at most one node at a time. In particular, the randomized gossip algorithm studied by Boyd *et al.* [7] realizes distributed averaging through asynchronous pairwise relaxation. At each time instant, a random node  $i$  chooses one of its neighbors  $j$  randomly with probability  $P_{ij}$ , and both nodes update their values with their average. For a symmetric  $\mathbf{P}$ , the authors show that the absolute  $n^{-\alpha}$ -averaging time ( $\alpha > 0$ ) of the gossip algorithm is related to the mixing time of the reversible chain as  $\Theta(\log n + T_{\text{mix}}(\mathbf{P}, \epsilon))$ .

A recent work by Moalleimi and Roy [8] proposed consensus propagation, a special form of Gaussian belief propagation, as another alternative for distributed averaging. By avoiding passing information back to where it is received, consensus propagation suppresses to some extent the diffusive nature of a reversible random walk. It requires the minimum possible time to converge on a singly connected graph, and  $O(n/\epsilon \log(n/\epsilon))$  on an  $n$ -cycle. However, the gain in time complexity of consensus propagation over gossip algorithms is expected to diminish as the graph gets better connected, i.e., the node degrees become much larger than 1, in which case the diffusive behavior is not effectively reduced.

While the above works studied either synchronous or asynchronous parallel algorithms, the work by Savas *et al.* [14] explored distributed computation of decomposable functions through sequential algorithms, where a node does not transmit messages until it is activated by another node. They proposed two algorithms, SIMPLE-WALK and COALESCENT, with which the transmission tokens follow a simple and a coalescing random walk respectively. It is shown that the average time taken by the SIMPLE-WALK to compute the average is exactly the mean cover time of the network graph, and both algorithms provide gain in message complexity at a cost of time complexity compared with gossip algorithms.

We have recently become aware of the independent work by Jung and Shah [10], which also explored nonreversible chains for fast distributed consensus. However, our scheme is considerably different from

theirs. Their algorithm adopts the nonreversible lifting of an existing Markov chain as proposed in [2], which is constructed from a multi-commodity flow of the chain with minimum congestion. For each path in the multi-commodity flow (at least one path between each ordered pair of nodes), a new replica node (state) is created for each internal node of the path. Therefore, the state space of the new chain is of a size up to  $n^3$ . Moreover, to construct the chain each node in the network must have global knowledge of the network—in particular, the paths in the optimal multi-commodity flow that pass through itself. On the other hand, the chain used in our algorithm is formed in a distributed fashion exploiting only local information, and the size of the state space is linear in  $n$ . As a result, our algorithm is robust to topology changes: when a node joins or leaves the network, only its neighbors need to update their local processing rules, while using their algorithm, the entire chain needs to be re-calculated. In conclusion, the class of LADA algorithms we propose is more suited for distributed implementation in dynamic large-scale networks.

### III. PERFORMANCE OF DISTRIBUTED CONSENSUS IN WIRELESS NETWORKS THROUGH CHAIN LIFTING

It has been observed by Diaconis *et al.* [1] and Chen *et al.* [2] that nonreversible chains constructed on a “lifted” graph mix substantially faster than related reversible chains. A lifted chain  $\tilde{\mathbf{P}}$  on state space  $\tilde{V}$  of a given chain  $\mathbf{P}$  on state space  $V$  is constructed by creating multiple replica states  $u_1, \dots, u_{l_u}$  in  $\tilde{V}$  corresponding to each state  $u \in V$ , and designing the transition probabilities conforming to  $\mathbf{P}$  (i.e.,  $\tilde{P}_{u_i v_j} > 0$  only if  $P_{uv} > 0$  or  $u = v$ ) such that the stationary probabilities  $\pi(u)$ ,  $u \in V$  in  $\mathbf{P}$  is retained (i.e.,  $\sum_i \tilde{\pi}(u_i) = \pi(u)$ ). The idea of nonreversible lifting lends itself naturally to a fast distributed consensus algorithm: by allowing each node in the network to maintain multiple copies of its estimated average value, the lifted chain with desired fast-mixing property can be simulated<sup>3</sup>. In this section, we first introduce some parameters and analysis characterizing the mixing behavior of a general (especially non-reversible) Markov chain. Then, by deriving a lower bound for the resistance on  $G(n, r)$ , we show that the  $\epsilon$ -averaging time of distributed consensus via lifting a Markov chain on  $G(n, r)$  is at least  $\Omega(r^{-1})^4$ . Finally, we present a centralized algorithm which achieves an  $\epsilon$ -averaging time of  $O(r^{-1} \log(\epsilon^{-1}))$ .

<sup>3</sup>Although sometimes used interchangeably in related works, in this study it is better to differentiate between nodes (in a network) and states (in a Markov chain), since several states in the lifted chain correspond to a single node in a network

<sup>4</sup>We use the following order notations in this paper: Let  $f(n)$  and  $g(n)$  be nonnegative functions for  $n \geq 0$ . We say  $f(n) = O(g(n))$  and  $g(n) = \Omega(f(n))$  if there exists some  $k$  and  $c > 0$ , such that  $f(n) \leq cg(n)$  for  $n \geq k$ ;  $f(n) = \Theta(g(n))$  if  $f(n) = O(g(n))$  as well as  $f(n) = \Omega(g(n))$ . We also say  $f(n) = o(g(n))$  and  $g(n) = \omega(f(n))$  if  $\lim_{n \rightarrow \infty} \frac{f(n)}{g(n)} = 0$ .

### A. Mixing Time and Resistance

The mixing time of a Markov chain characterizes the convergence rate towards stationarity, and can be defined in various ways. The most popular definition uses the total variational distance, or equivalently, the  $l_1$  norm. For  $\epsilon > 0$ , the  $\epsilon$ -mixing time of an irreducible and aperiodic Markov chain  $\mathbf{P}$  with stationary distribution  $\pi$  is defined as [9]

$$T_{\text{mix}}(\mathbf{P}, \epsilon) = \max_i \inf \left\{ t : \frac{1}{2} \|\mathbf{P}^t(i, \cdot) - \pi\|_1 \leq \epsilon \right\}, \quad (2)$$

where  $\mathbf{P}^t(i, \cdot)$  is the  $t$ -step transition probabilities given that the start state is  $i$ . Various tools, including eigenvalues [15], coupling [16], stopping times [2], [17]–[19], conductance [20], canonical paths [15] and multi-commodity flow [21] have been successfully used to estimate the mixing time of reversible chains. It turns out that the analysis is much more difficult when reversibility does not hold. In this paper, we use the multi-commodity flow approach and the resistance measure<sup>5</sup> [21], [22] to estimate mixing times of Markov chains without the reversibility assumption. A flow<sup>6</sup> in the underlying graph  $G(\mathbf{P})$  of  $\mathbf{P}$  is a function  $f : \Gamma \rightarrow \mathbb{R}^+$  which satisfies

$$\sum_{\gamma \in \Gamma_{uv}} f(\gamma) = \pi(u)\pi(v) \quad \forall u, v \in V, u \neq v \quad (3)$$

where  $\Gamma_{uv}$  is the set of all simple directed paths from  $u$  to  $v$  in  $G(\mathbf{P})$  and  $\Gamma = \bigcup_{u \neq v} \Gamma_{uv}$ . The congestion parameter  $R(f)$  of a flow  $f$  is defined as

$$R(f) \triangleq \max_e \frac{1}{Q(e)} \sum_{\gamma \in \Gamma; \gamma \ni e} f(\gamma), \quad (4)$$

where  $Q(e) = Q_{ij} = \pi_i P_{ij}$  is the ergodic flow on edge  $e = ij$ , often interpreted as the capacity of the edge. The resistance of the chain  $\mathbf{P}$  is defined as the minimum value of  $R(f)$  over all flows,

$$R(\mathbf{P}) = \inf_f R(f), \quad (5)$$

and is an invariant of a Markov chain.

It has been shown that the resistance of an ergodic reversible Markov chain satisfies  $R \leq 16T_{\text{mix}}(\mathbf{P}, 1/8)$  [21]. This result does not readily apply to nonreversible chains. Instead, a similar result (given in Lemma

<sup>5</sup>The multi-commodity flow approach is related to the canonical paths approach, but captures the mixing time more accurately by looking for a fractional multi-commodity flow that minimizes congestion.

<sup>6</sup>An alternative and equivalent definition of a flow as a function defined on the edges of graphs can be found in [23].

3.1 below) exists if the mixing time is replaced by another parameter known as  $T_{\text{fill}}$  [17] (also known as  $T_{\text{separate}}$  [19]). For  $0 < c < 1$ ,  $T_{\text{fill}}(\mathbf{P}, c)$  is defined as

$$T_{\text{fill}}(\mathbf{P}, c) = \max_i \inf \{t : \mathbf{P}^t(i, \cdot) \geq (1 - c)\boldsymbol{\pi}\}. \quad (6)$$

*Lemma 3.1:* For any irreducible and aperiodic Markov chain  $\mathbf{P}$ , the resistance satisfies

$$T_{\text{fill}}(\mathbf{P}, c) \geq \frac{R(\mathbf{P})}{1 - c}. \quad (7)$$

*Proof:* Let  $t = T_{\text{fill}}(\mathbf{P}, c)$ . Let  $\Gamma_{uv}^{(t)}$  denote the set of all (not necessarily simple) paths of length exactly  $t$  from  $u$  to  $v$  in the underlying graph  $G(\mathbf{P})$ .  $\Gamma_{uv}^{(t)}$  is nonempty by the definition of  $T_{\text{fill}}$ . For each  $\gamma \in \Gamma_{uv}^{(t)}$ , let  $p(\gamma)$  denote the probability that the Markov chain, starting in state  $u$ , makes the sequence of transitions defined in  $\gamma$ , thus  $\sum_{\gamma \in \Gamma_{uv}^{(t)}} p(\gamma) = P^t(u, v)$ . For each  $u, v$  and  $\gamma \in \Gamma_{uv}^{(t)}$ , set

$$f(\gamma) = \frac{\pi(u)\pi(v)p(\gamma)}{P^t(u, v)} \quad (8)$$

and set  $f(\gamma) = 0$  for all other paths  $\gamma \in \Gamma$ . Thus,  $\sum_{\gamma \in \Gamma_{uv}^{(t)}} f(\gamma) = \pi(u)\pi(v)$ . Now, by removing cycles on all paths, we can obtain a flow  $f'$  (consisting of simple paths) from  $f$  without increasing the throughput on any edge. The flow routed by  $f'$  through  $e$  is

$$f'(e) \triangleq \sum_{\gamma \in \Gamma; \gamma \ni e} f'(\gamma) \leq \sum_{u, v} \sum_{\gamma \in \Gamma_{uv}^{(t)}, \gamma \ni e} \frac{\pi(u)\pi(v)p(\gamma)}{P^t(u, v)} \leq \frac{1}{1 - c} \sum_{u, v} \sum_{\gamma \in \Gamma_{uv}^{(t)}, \gamma \ni e} \pi(u)p(\gamma), \quad (9)$$

where the second inequality follows from the definition of  $T_{\text{fill}}$ . The final sum in (9) is precisely the probability that the stationary process traverses the oriented edge  $e$  within  $t$  steps, which is at most  $tQ(e)$ . It then follows

$$R(f') = \max_e \frac{f'(e)}{Q(e)} \leq \frac{t}{1 - c}. \quad (10)$$

■

For a Markov chain  $\mathbf{P}$ , define its reverse chain  $\overleftarrow{\mathbf{P}}$  with  $\overleftarrow{P}_{ij} = \frac{\pi_i P_{ji}}{\pi_j}$ . In the following, we state two lemmas which will be used to establish lower bounds for the mixing time.

*Lemma 3.2:* For any irreducible and aperiodic Markov chain  $\mathbf{P}$ ,

$$T_{\text{fill}}\left(\mathbf{P}, \frac{1 + 6\epsilon}{2}\right) \leq T_{\text{mix}}(\mathbf{P}, \epsilon) + T_{\text{mix}}(\overleftarrow{\mathbf{P}}, \epsilon). \quad (11)$$

*Proof:* Let  $\tau = T_{\text{mix}}(\mathbf{P}, \epsilon)$  and  $\overleftarrow{\tau} = T_{\text{mix}}(\overleftarrow{\mathbf{P}}, \epsilon)$ . For any  $j \in V$ , consider the set  $S = \{k \in V : \frac{\overleftarrow{P}_{\overleftarrow{\tau}}(j, k)}{\pi(k)} \geq \frac{1}{2}\}$ . By the definition of  $\overleftarrow{\tau}$  we have  $\pi(S) \geq 1 - 4\epsilon$ . This in turn by the definition of  $\tau$  ensures

that for any  $i$ ,  $P^t(i, S) \geq 1 - 6\epsilon$  for  $t \geq \tau$ . Thus, for any  $t \geq \tau + \overleftarrow{\tau}$ ,

$$P^t(i, j) \geq \sum_{k \in S} P^{t-\overleftarrow{\tau}}(i, k) P^{\overleftarrow{\tau}}(k, j) = \pi(j) \sum_{k \in S} P^{t-\overleftarrow{\tau}}(i, k) \frac{\overleftarrow{P}^{\overleftarrow{\tau}}(j, k)}{\pi(k)} \quad (12)$$

$$\geq \frac{\pi(j)}{2} \sum_{k \in S} P^{t-\overleftarrow{\tau}}(i, k) \geq \frac{1-6\epsilon}{2} \pi(j). \quad (13)$$

That is,  $P^t(i, j) \geq (1 - \frac{1+6\epsilon}{2}) \pi(j)$ . ■

*Remark:* It is easy to verify that Lemma 3.2 also holds for the reverse chain.

*Lemma 3.3:* For any irreducible and aperiodic Markov chain  $\mathbf{P}$ , if  $\epsilon < \pi_{\min}/2$  where  $\pi_{\min} = \min_i \pi(i)$ , we have

$$T_{\text{mix}}(\mathbf{P}, \epsilon) \geq T_{\text{fill}}\left(\mathbf{P}, \frac{2\epsilon}{\pi_{\min}}\right). \quad (14)$$

*Proof:* Let  $t = T_{\text{mix}}(\mathbf{P}, \epsilon)$ . Then for any  $i$  and  $j$ ,  $|P^t(i, j) - \pi(j)| \leq \|\mathbf{P}^t(i, \cdot) - \pi\|_1 \leq 2\epsilon$ . If  $\epsilon < \pi_{\min}/2$ , we have

$$P^t(i, j) \geq \pi(j) - 2\epsilon \geq \left(1 - \frac{2\epsilon}{\pi_{\min}}\right) \pi(j) \quad (15)$$

as required. ■

Theorem 3.1, following directly from Lemma 3.1, 3.2 and 3.3, gives lower bounds for the mixing time in terms of the resistance.

*Theorem 3.1:* For an irreducible and aperiodic Markov chain  $\mathbf{P}$  and its reverse chain  $\overleftarrow{\mathbf{P}}$ ,  $R(\mathbf{P}) \leq \frac{1-6\epsilon}{2} (T_{\text{mix}}(\mathbf{P}, \epsilon) + T_{\text{mix}}(\overleftarrow{\mathbf{P}}, \epsilon))$ . Moreover, if  $\epsilon < \frac{\pi_{\min}}{2}$ , then  $R(\mathbf{P}) \leq \left(1 - \frac{2\epsilon}{\pi_{\min}}\right) T_{\text{mix}}(\mathbf{P}, \epsilon)$ .

The following lemma, which establishes an upper bound for the mixing time, will be used frequently in our analysis. Specifically, for the algorithms we propose, it is often easier to obtain an estimate for  $T_{\text{fill}}$ , from which we obtain an upper bound for  $T_{\text{mix}}$ .

*Lemma 3.4:* For any irreducible and aperiodic Markov chain  $\mathbf{P}$ ,

$$T_{\text{mix}}(\mathbf{P}, \epsilon) \leq \{[\log(c^{-1})]^{-1} \log[(2\epsilon)^{-1}] + 1\} T_{\text{fill}}(\mathbf{P}, c). \quad (16)$$

*Proof:* The lemma follows directly from a well-known result in Markov chain theory [24], which states that for any starting state  $i$ , and all  $t = 1, 2, \dots$ ,  $\|\mathbf{P}^t(i, \cdot) - \pi\|_1 \leq c^{t/T_{\text{fill}}(\mathbf{P}, c)}$ . ■

## B. A Performance Lower Bound

Consider linear iterations with which the sum of node values is retained, i.e.,  $\mathbf{x}(t+1) = \mathbf{P}^T \mathbf{x}(t)$ , where  $\mathbf{P}$  is a stochastic matrix. For the purpose of averaging, it is desirable that the associated Markov chain possesses a uniform stationary distribution, i.e.,  $\mathbf{P}$  is doubly stochastic. Note that in this case,  $T_{\text{mix}}(\mathbf{P}, 2\epsilon)$  and the averaging time  $T_{\text{ave}}(\epsilon)$  in (1) coincide. In Section IV, we will show that the effect

of non-uniform stationary distribution can be compensated through proper scaling to achieve averaging, and that as long as the stationary distribution is approximately uniform, i.e.,  $\pi(v) = \Theta\left(\frac{1}{n}\right)$ ,  $\forall v \in V$ , the convergence rate is still governed by the mixing time of the associated chain. Therefore, we will mainly investigate the class of Markov chains  $\mathbf{P}$  with an approximately uniform stationary distribution. In the remaining of this section, we obtain a lower bound for the averaging time of distributed consensus via lifting such chains on  $G(n, r)$ , or equivalently, the mixing time of the lifted chain. To this end, we introduce another invariant of a Markov chain, the conductance, which measures the chance of leaving a set after a single step, and is defined as [21]

$$\Phi(\mathbf{P}) = \min_{S \subset V, 0 < \pi(S) < 1} \frac{Q(S, \bar{S})}{\pi(S)\pi(\bar{S})} \quad (17)$$

where  $\bar{S}$  is the complement of  $S$  in  $V$ , and  $Q(A, B) = \sum_{i \in A} \sum_{j \in B} Q_{ij}$ .

*Lemma 3.5:* For any Markov chain on a geometric random graph with  $\pi(v) = \Theta\left(\frac{1}{n}\right)$ ,  $\forall v \in V$ , the conductance satisfies  $\Phi(\mathbf{P}) = O(r)$ , and the resistance satisfies  $R(\mathbf{P}) = \Omega(r^{-1})$ .

*Proof:* Consider dividing the square with a line parallel to one of its sides into two halves  $S$  and  $\bar{S}$  with  $\pi(S) \approx \pi(\bar{S}) \approx 1/2$ , as illustrated in Fig. 1. A node in  $S$  must lie in the shadowed region to have a neighbor in  $\bar{S}$ . For any such node  $i$ ,  $\sum_{j \in \bar{S}} P_{ij} \leq 1$ . Applying the Chernoff bound [25], it can be shown that when  $r = \Omega\left(\sqrt{\frac{\log n}{n}}\right)$ , the number of nodes in the shadowed area is upper bounded by  $2rn$  with high probability (w.h.p.). Therefore, we have

$$\Phi(\mathbf{P}) < \frac{Q(S, \bar{S})}{\pi(S)\pi(\bar{S})} \leq \frac{2rn \cdot \Theta\left(\frac{1}{n}\right) \cdot 1}{0.5 \cdot 0.5} = \Theta(r). \quad (18)$$

That is,  $\Phi(\mathbf{P}) = O(r)$ . By the the max-flow min-cut theorem [21], [26], the resistance  $R$  is related to the conductance  $\Phi$  as  $R \geq \frac{1}{\Phi}$ , thus we have  $R(\mathbf{P}) = \Omega(r^{-1})$ . ■

Note that the resistance cannot be reduced by lifting [2]. Combining this fact with Theorem 3.1 and Lemma 3.5 yields the following.

*Theorem 3.2:* For any chain  $\tilde{\mathbf{P}}$  lifted from a chain  $\mathbf{P}$  on a geometric random graph with  $\pi(v) = \Theta\left(\frac{1}{n}\right)$ ,  $\forall v \in V$ , we have  $\max\{T_{\text{mix}}(\tilde{\mathbf{P}}, \epsilon), T_{\text{mix}}(\tilde{\mathbf{P}}, \epsilon)\} = \Omega(r^{-1})$ . Moreover, if for the lifted chain,  $\tilde{\pi}(v) = \Theta\left(\frac{1}{n}\right)$ ,  $\forall v \in \tilde{V}$ , and  $\epsilon = O\left(\frac{1}{n}\right)$ , then  $T_{\text{mix}}(\tilde{\mathbf{P}}, \epsilon) = \Omega(r^{-1})$ .

We note that many applications use the ‘‘conductance-squared’’ bound [21] to estimate the mixing time of reversible chains. For reversible random walks with uniform stationary distribution on a geometric random graph, this bound has been shown to be tight [7], and that the fastest-mixing reversible random walk has an  $1/n^\alpha$ -mixing time of  $\Theta(r^{-2} \log n)$  for  $\alpha > 0$ . Theorem 3.2 suggests that it might be possible to significantly reduce the mixing time. The catch, however, is to construct the appropriate lifting. In the following, we will discuss several lifting designs on geometric random graphs or their induced graphs.

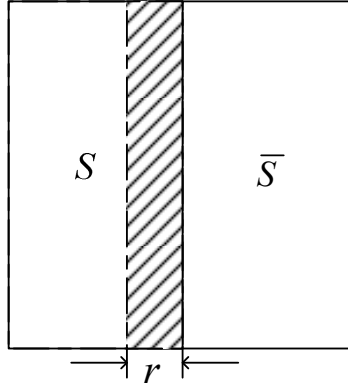


Fig. 1. Upper bound for the conductance of a Markov chain on  $G(n, r)$

### C. A Centralized Grid-based Algorithm

In this section, we present a centralized algorithm which achieves an  $\epsilon$ -averaging time of  $O(r^{-1} \log(\epsilon^{-1}))$  on  $G(n, r)$ . This algorithm does not directly simulate a chain lifted from one on the geometric random graph (we present two such algorithms in Section IV). Instead, it relies on a central controller to perform the clustering and simulates a nonreversible chain on the resultant 2-d grid. This is a common approach in literature (e.g., [11]), where the main purpose is to explore the best achievable performance in wireless networks, with implementation details ignored.

Consider a tessellation of the unit area into  $k^2 \triangleq \lceil \frac{\sqrt{5}}{r} \rceil^2$  squares (clusters). We assume that a central controller can cluster nodes based on squares they fall in (this dictates some global information on nodes' coordinations). By this tessellation, a node in a given cluster is adjacent to all nodes in the four neighboring clusters. Denote the number of nodes in a given cluster  $m$  by  $n_m$ . Then for a geometric random graph  $n_m \geq 1$  for all  $m$  w.h.p. as  $n \rightarrow \infty$  [11]. One node in each cluster is selected as a cluster-head, which is responsible for exchanging values with other clusters and broadcasting the updated value inside the cluster. Denote the index of the cluster a node  $i$  lies in by  $C_i$ . For each cluster  $m$ , denote its east, north, west and south neighboring cluster (if exists) respectively by  $N_m^0, N_m^1, N_m^2$  and  $N_m^3$ .

The centralized algorithm works as follows. Every cluster-head maintains four values corresponding to the four directions, namely, the east, north, west and south value, denoted respectively by  $y_m^0, y_m^1, y_m^2$  and  $y_m^3$  for cluster  $m$ . In the initialization stage, every node transmits its value to the cluster-head. The cluster-head computes the sum of the values within the cluster and initializes all four values to

$$y_m^l(0) = \sum_{C_i=m} x_i(0), \quad l = 0, \dots, 3. \quad (19)$$

At each time instant  $t$ , the cluster-heads of neighboring clusters communicate and update their values. Specifically, the east value of cluster  $m$  is updated with

$$y_m^0(t+1) = \left(1 - \frac{1}{k}\right) y_{N_m^2}^0(t) + \frac{1}{2k} \left(y_{N_m^2}^1(t) + y_{N_m^2}^3(t)\right). \quad (20)$$

That is, the east value of cluster  $m$  is a weighted sum of the previous values of its west neighbor of  $m$ , with the majority  $(1 - \frac{1}{k})$  coming from the east value, and a fraction of  $\frac{1}{2k}$  coming from the north value as well as the south value. If  $m$  is a west border cluster (with no west neighbor), then the east, north and south value of the west neighbor are respectively replaced with the west, north and south value of itself (i.e.,  $y_m^0(t+1) = (1 - \frac{1}{k}) y_m^2(t) + \frac{1}{2k} (y_m^1(t) + y_m^3(t))$ ). Note that the west value is ‘‘bounced back’’ when it reaches the west boundary and becomes the east value. As we will see, this is a natural procedure on the grid structure to ensure that the iteration evolves according to a doubly stochastic matrix which is desirable for averaging. Moreover, the fact that the information continues to propagate when it reaches the boundary is essential for the associated chain to mix rapidly. Similarly, the north value of cluster  $m$  is a weighted sum of the previous values of its south neighbor, with the majority coming from the north value, and so on. Each cluster-head then calculates the average of its four values as an estimate for the global average, and broadcasts this estimate to its members, so that every node  $i$  obtains

$$x_i(t+1) = \frac{k^2}{4n} \sum_{l=0}^3 y_{C_i}^l(t+1). \quad (21)$$

The centralized algorithm is detailed in Algorithm 1, where  $\bar{l}$  denotes  $l \bmod 4$ .

In the following, we give some analysis on the performance of this algorithm. Denote  $\hat{\mathbf{y}} = [\mathbf{y}_0^T, \mathbf{y}_1^T, \mathbf{y}_2^T, \mathbf{y}_3^T]^T$ , with  $\mathbf{y}_l = [y_1^l, y_2^l, \dots, y_{k^2}^l]^T$ . The update of  $\hat{\mathbf{y}}$  can be expressed with  $\hat{\mathbf{y}}(t+1) = \mathbf{P}^T \hat{\mathbf{y}}(t)$ , where  $\mathbf{P}$  corresponds to a doubly stochastic, irreducible and aperiodic nonreversible Markov chain, as illustrated in Fig. 2. Hence, the chain has a uniform stationary distribution, and it is known from Markov chain theory that for any initial values, each  $y_i^l$  approaches  $\frac{nx_{\text{ave}}}{k^2}$ , i.e., the sum of values averaged by the number of clusters. This accounts for the normalization factor  $\frac{k^2}{4n}$  in (21). Since the nonreversible random walk  $\mathbf{P}$  most likely keeps its direction, occasionally makes a turn, and never turns back, it mixes substantially faster than a simple random walk (where the next node is chosen uniformly from the neighbors of the current node). In fact, the random walk  $\mathbf{P}$  takes  $\Theta(k)$  time to move a distance 1, in contrast to  $\Theta(k^2)$  time taken by a simple random walk. A slightly different nonreversible random walk on a 2-d torus (without concern on the boundary effect) has been studied in [2], and it is shown that an optimal stopping rule takes  $\Theta(k)$  time for the state distribution to become approximately stationary. In this paper, we provide a rigorous result of the mixing time of  $\mathbf{P}$  in terms of the standard definition in (2) on a 2-d grid. Being

**Algorithm 1** Centralized Algorithm

---

```

for  $m = 1$  to  $k^2$  do
   $y_m^l(0) \leftarrow \sum_{C_i=m} x_i(0)$ ,  $l = 0, 1, 2, 3$ 
end for
 $t \leftarrow 0$ 
while  $\|\mathbf{x}(t) - x_{\text{ave}}\mathbf{1}\|_1 > \epsilon$  do
  for  $m = 1$  to  $k^2$  do
    for  $l = 0$  to  $3$  do
      if  $N_m^{l+2}$  exists then
         $y_m^l(t+1) \leftarrow (1 - \frac{1}{k}) y_{N_m^{l+2}}^l(t) + \frac{1}{2k} (y_{N_m^{l+2}}^{l+1}(t) + y_{N_m^{l+2}}^{l+3}(t))$ 
      else
         $y_m^l(t+1) \leftarrow (1 - \frac{1}{k}) y_m^{l+2}(t) + \frac{1}{2k} (y_m^{l+1}(t) + y_m^{l+3}(t))$ 
      end if
    end for
  end for
  for  $i = 1$  to  $n$  do
     $x_i(t+1) \leftarrow \frac{k^2}{4n} \sum_{l=0}^3 y_{C_i}^l(t+1)$ 
  end for
   $t \leftarrow t + 1$ 
end while

```

---

of interest in its own right, this result also serves as a basis for our analysis in the following sections.

*Lemma 3.6:* The  $\epsilon$ -mixing time of  $\mathbf{P}$  is

- a)  $T_{\text{mix}}(\mathbf{P}, \epsilon) = O(k \log(\epsilon^{-1}))$ , for any  $\epsilon > 0$ ;
- b)  $T_{\text{mix}}(\mathbf{P}, \epsilon) = \Omega(k)$ , for a constant  $0 < \epsilon < \frac{3}{32}$ ;
- c)  $T_{\text{mix}}(\mathbf{P}, \epsilon) = \Omega(k \log k)$ , for  $\epsilon = O(\frac{1}{k})$ ;

*Proof:* a) See Appendix A. The key is to show that  $T_{\text{fill}} = O(k)$ . The desired result then follows from Lemma 3.4.

b) For the random walk starting from  $s$ , denote by  $\hat{s}_t$  the state it visits at time  $t$  if it never makes a turn. Then for  $t \leq k$ , we have  $P^t(s, \hat{s}_t) = (1 - \frac{1}{k})^t \geq (1 - \frac{1}{k})^k > \frac{1}{4k^2}$ , and hence for  $k \geq 2$

$$\|P^t(s, \cdot) - \pi\|_1 \geq \left(1 - \frac{1}{k}\right)^k - \frac{1}{4k^2} \geq \frac{1}{4} - \frac{1}{16} = \frac{3}{16}. \quad (22)$$

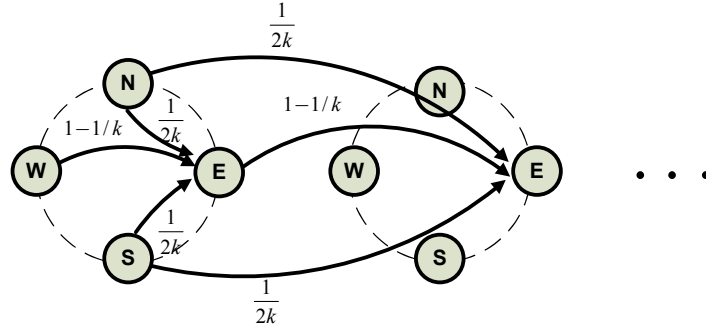


Fig. 2. Nonreversible chain used in the centralized algorithm: incoming probabilities for the east state of a west boundary cluster (left) and an internal cluster (right) are depicted.

c) For any initial state  $s$ , denote  $\hat{s}_t$  as in b). Then for  $t \leq k \log k$ ,  $P^t(s, \hat{s}_t) = (1 - \frac{1}{k})^t \geq (1 - \frac{1}{k})^{k \log k} > \frac{1}{2k}$ , and hence for  $k \geq 2$

$$\|P^t(s, \cdot) - \pi\|_1 \geq \left(1 - \frac{1}{k}\right)^{k \log k} - \frac{1}{4k^2} > \frac{1}{2k} - \frac{1}{4k^2} > \frac{1}{4k}. \quad (23)$$

■

*Remark 1:* It follows directly from Lemma 3.6 that  $T_{\text{mix}}(\mathbf{P}, \epsilon) = \Theta(k)$ , for a small enough constant  $\epsilon > 0$ ; and  $T_{\text{mix}}(\mathbf{P}, 1/k^\alpha) = \Theta(k \log k)$ , for  $\epsilon = 1/k^\alpha$ ,  $\alpha \geq 1$ .

*Remark 2:* In order to establish a lower bound for the averaging time of the centralized algorithm, the result in b) and c) needs to be extended as follows. For a node  $v$  in the  $k \times k$  grid, denote the four lifted states  $v_i$ ,  $i = 0, 1, 2, 3$ . We have for any initial state  $s$ , and  $k \geq 3$ ,

- 1) for  $t \leq k$ ,  $\sum_{v=1}^{k^2} |\sum_{i=0}^3 P^t(s, v_i) - \sum_{i=0}^3 \pi(v_i)| \geq (1 - \frac{1}{k})^k - \frac{1}{k^2} \geq \frac{8}{27} - \frac{1}{9} = \frac{5}{27}$ .
- 2) for  $t \leq k \log k$ ,  $\sum_{v=1}^{k^2} |\sum_{i=0}^3 P^t(s, v_i) - \sum_{i=0}^3 \pi(v_i)| \geq (1 - \frac{1}{k})^{k \log k} - \frac{1}{k^2} \geq \frac{1}{2k} - \frac{1}{k^2} > \frac{1}{6k}$ .

*Theorem 3.3:* The centralized algorithm has an  $\epsilon$ -averaging time  $T_{\text{ave}}(\epsilon) = O(r^{-1} \log(\epsilon^{-1}))$  in a wireless network with common transmission radius  $r = \Omega\left(\sqrt{\frac{\log n}{n}}\right)$ . Moreover, for a small enough constant  $\epsilon$ ,  $T_{\text{ave}}(\epsilon) = \Theta(r^{-1})$ ; for  $\epsilon = O(r)$ ,  $T_{\text{ave}}(\epsilon) = \Omega(r^{-1} \log(r^{-1}))$ .

*Proof:* We can appeal to uniform convergence in the law of large numbers using Vapnik-Chervonenkis theory as in [11] to bound the number of nodes in each cluster as follows:

$$\Pr\left(\max_{1 \leq m \leq k^2} \left|\frac{n_m}{n} - \frac{1}{k^2}\right| \leq \epsilon(n)\right) > 1 - \delta(n) \quad (24)$$

when  $n \geq \max\left\{\frac{3}{\epsilon(n)} \log \frac{16e}{\epsilon(n)}, \frac{4}{\epsilon(n)} \log \frac{2}{\delta(n)}\right\}$ . This is satisfied if we choose  $\epsilon(n) = \delta(n) = \frac{4 \log n}{n}$ . Thus we have for all  $m$ ,  $n_m \geq \frac{n}{k^2} - 4 \log n = \frac{nm^2}{5} - 4 \log n$ , which is at least 1 for sufficiently large  $n$  if

$r > \sqrt{\frac{20 \log n}{n}}$ . In this case, we have that  $\frac{c_2 n}{k^2} \leq n_m \leq \frac{c_1 n}{k^2}$  for all  $m$  for some constants  $c_1, c_2 > 0$  w.h.p. as  $n \rightarrow \infty$ . By Lemma 3.6 a), for any  $\epsilon > 0$ , there exists some  $\tau \triangleq T_{\text{mix}}(\mathbf{P}, \frac{\epsilon}{2c_1}) = O(r^{-1} \log(\epsilon^{-1}))$  such that for all  $t \geq \tau$ ,

$$\begin{aligned} \|\mathbf{x}(t) - x_{\text{ave}} \mathbf{1}\|_1 &= \sum_{m=1}^{k^2} n_m \left| \frac{k^2}{4n} \sum_{l=0}^3 y_m^l(t) - x_{\text{ave}} \right| \leq \sum_{m=1}^{k^2} \frac{n_m k^2}{4n} \sum_{l=0}^3 |y_m^l(t) - \frac{n x_{\text{ave}}}{k^2}| \\ &\leq \frac{c_1}{4} \sum_{j=1}^{4k^2} |\hat{y}_j(t) - \frac{n x_{\text{ave}}}{k^2}| \leq \frac{c_1}{4} \cdot \frac{\epsilon}{c_1} \cdot \sum_{m=1}^{4k^2} |\hat{y}_j(0)| = \epsilon \|\mathbf{x}(0)\|_1, \end{aligned}$$

where  $\hat{y}_j(t)$  as defined above is the value for the  $j$ th state without noting the specific node it belongs to, and the last inequality follows from the definition of the mixing time and the convexity of the  $l_1$  norm (i.e., the  $l_1$  norm is maximized when the initial distribution is a point mass).

To prove the latter part of the theorem, note that  $\|\mathbf{x}(t) - x_{\text{ave}} \mathbf{1}\|_1 \geq \frac{c_2}{4} \sum_{m=1}^{k^2} |\sum_{l=0}^3 y_m^l(t) - \frac{4n x_{\text{ave}}}{k^2}|$ . The rest follows from Remark 2 of Lemma 3.6.  $\blacksquare$

In large dynamic wireless networks, it is often impossible to have a central controller that maintains a global coordinate system and clusters the nodes accordingly. In the following sections, we investigate some more practical algorithms, which can be applied to wireless networks with no central controller or global knowledge available to nodes.

#### IV. LOCATION-AIDED DISTRIBUTED AVERAGING (LADA)

In this section, we propose the Location-Aided Distributed Averaging (LADA) algorithm, which utilizes only relative location information among neighbors to construct nonreversible chains that ensures fast mixing.

##### A. Neighbor Classification

A neighbor classification procedure is needed prior to the distributed computation. We assume that each node  $i$  has knowledge of directions<sup>7</sup> and can classify its neighbors accordingly. Specifically, a neighbor  $j$  of node  $i$  is said to be a Type- $l$  neighbor of  $i$ , denoted as  $j \in \mathcal{N}_i^l$ , if

$$\angle(X_j - X_i) \in \left( \frac{l\pi}{2} - \frac{\pi}{4}, \frac{l\pi}{2} + \frac{\pi}{4} \right] \quad l = 0, \dots, 3, \quad (25)$$

where  $X_i = \text{Re}(X_i) + i\text{Im}(X_i)$  denotes the location of node  $i$ . That is, each neighbor  $j$  of  $i$  belongs to one of the four regions each spanning 90 degrees, corresponding to east (0), north (1), west (2) and south

<sup>7</sup> A compass will suffice for this purpose, instead of a GPS.

(3). Note that if  $i$  is an east neighbor of  $j$ , then  $j$  must be a west neighbor of  $i$ , and so on. We denote the number of type  $l$  neighbors for node  $i$  by  $d_i^l \triangleq |\mathcal{N}_i^l|$  (except for boundary cases discussed below).

In literature, a unit torus or sphere is often assumed in performance analysis to avoid the edge effects [7], [11]. In our study, we explicitly deal with the edge effects by considering the following modification, as illustrated in Fig. 3. A boundary node is a node within distance  $r$  from one of the boundaries, e.g., node  $i$  in Fig. 3. For a boundary node  $i$ , we create mirror images of its neighbors with respect to the boundary. If a neighbor  $j$  has an image located within the transmission range of  $i$ , node  $j$  (besides its original role) is considered as a virtual neighbor of  $i$ , whose direction is determined by the image's location with respect to the location of  $i$ . For example, in Fig. 3, node  $j$  is both a north and a virtual east neighbor of  $i$ , and node  $i$  is a virtual east neighbor of itself. Denote the set of virtual east neighbors of an east boundary node  $i$  resulted from reflecting at the east boundary by  $\tilde{\mathcal{N}}_i^0$ , and the set of virtual east neighbors of a north or south boundary node  $i$  resulted from reflecting at the north or south boundary by  $\hat{\mathcal{N}}_i^0$ . Similarly,  $\tilde{\mathcal{N}}_i^1$  denotes the set of virtual north neighbors of node  $i$  resulted from reflecting at the north boundary, and  $\hat{\mathcal{N}}_i^1$  denotes those reflected at the east or west boundary, and so on for virtual west and south neighbors<sup>8</sup>. For example, in Fig. 3, we have  $i, j, k \in \tilde{\mathcal{N}}_i^0$ , and  $l \in \hat{\mathcal{N}}_i^3$ . It can be shown that if  $i \in \tilde{\mathcal{N}}_j^l$ , then  $j \in \tilde{\mathcal{N}}_i^l$ , while if  $i \in \hat{\mathcal{N}}_j^l$ , then  $j \in \hat{\mathcal{N}}_i^{l+2 \pmod{4}}$ . For a boundary node  $i$ ,  $d_i^l$  is defined as the total number of physical and virtual neighbors in direction  $l$ , i.e.,  $d_i^l \triangleq |\mathcal{N}_i^l| + |\tilde{\mathcal{N}}_i^l| + |\hat{\mathcal{N}}_i^l|$ . With this modification, every type- $l$  neighborhood has an effective area  $\frac{\pi r^2}{4}$ , hence  $d_i^l$  is roughly the same for all  $i$  and  $l$ . We also expect that as  $r$  increases, the fluctuation in  $d_i^l$  diminishes. This is summarized in the following lemma, which will be used to establish the performance of our proposed algorithms in wireless networks.

*Lemma 4.1:* With high probability, the number of type  $l$  neighbors of  $i$  satisfies

$$d_i^l = \begin{cases} \Theta(nr^2) & \text{if } r = \Omega\left(\sqrt{\frac{\log n}{n}}\right) \\ \frac{n\pi r^2}{4} (1 \pm O(r)) & \text{if } r = \Omega\left(\left(\frac{\log n}{n}\right)^{\frac{1}{3}}\right). \end{cases} \quad (26)$$

*Proof:* Following a similar argument in the proof of Theorem 3.3, it can be shown that

$$\Pr\left\{\sup_{i,l} \left| \frac{d_i^l}{n} - \frac{\pi r^2}{4} \right| \leq \frac{4 \log n}{n} \right\} > 1 - \frac{4 \log n}{n}. \quad (27)$$

Hence, we have  $|d_i^l - \frac{n\pi r^2}{4}| \leq 4 \log n$  with probability at least  $1 - \frac{4 \log n}{n}$  for all node  $i$  and direction  $l$ . Therefore, if  $r > \sqrt{\frac{16 \log n}{\pi n}}$ , we have  $d_i^l = \frac{n\pi r^2}{4} \left(1 \pm O\left(\frac{\log n}{nr^2}\right)\right) = \Theta(nr^2)$ . If  $r = \Omega\left(\left(\frac{\log n}{n}\right)^{\frac{1}{3}}\right)$ , we

<sup>8</sup>We explicitly differentiate virtual neighbors  $\tilde{\mathcal{N}}_i^l$  and  $\hat{\mathcal{N}}_i^l$ , as they play different roles in the LADA algorithm.

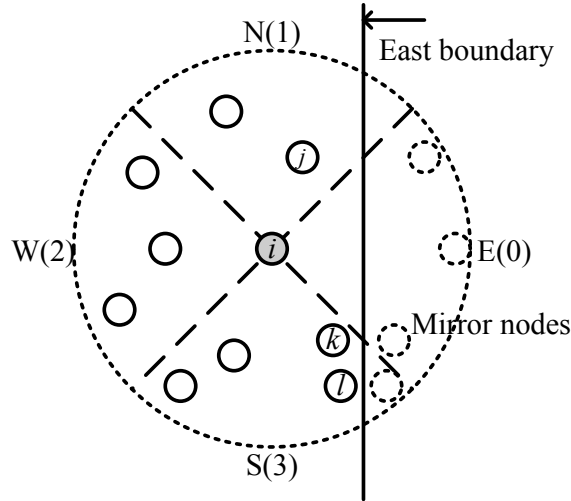


Fig. 3. Illustration of neighbor classification and virtual neighbors for boundary nodes. Note that for an east boundary node  $i$ , there can only be virtual east neighbors of the first category ( $i, j, k \in \tilde{\mathcal{N}}_i^0$ ), and virtual north and south neighbors of the second category ( $l \in \tilde{\mathcal{N}}_i^3$ ).

$$\text{have } d_i^l = \frac{n\pi r^2}{4} \left( 1 \pm O\left(\left(\frac{\log n}{n}\right)^{\frac{1}{3}}\right) \right) = \frac{n\pi r^2}{4} (1 \pm O(r)). \quad \blacksquare$$

### B. LADA Algorithm

The LADA algorithm works as follows. Each node  $i$  holds four pairs of values  $(y_i^l, w_i^l)$ ,  $l = 0, \dots, 3$  corresponding to the four directions. The values are initialized with

$$y_i^l(0) = x_i(0), \quad w_i^l(0) = 1, \quad l = 0, \dots, 3. \quad (28)$$

At time  $t$ , each node  $i$  broadcasts its four values. In turn, it updates its east value  $y_i^0$  with

$$y_i^0(t+1) = \sum_{j \in \mathcal{N}_i^2} \frac{1}{d_j^0} \left[ (1-p)y_j^0(t) + \frac{p}{2} (y_j^1(t) + y_j^3(t)) \right], \quad (29)$$

where  $p$  is the probability that the associated random walk makes a 90 degree turn. For our analysis,  $p = \Theta(r)$  is assumed, which will be justified later. As in the centralized algorithm, boundary nodes must be treated specially. If  $i$  is a west boundary node, then we must include an additional term  $\sum_{j \in \tilde{\mathcal{N}}_i^2} \frac{1}{d_j^2} \left[ (1-p)y_j^2(t) + \frac{p}{2} (y_j^1(t) + y_j^3(t)) \right]$  in (29), i.e. the east value of  $i$  is a combination of values from both physical and virtual west neighbors. Note that for virtual west neighbors  $\tilde{\mathcal{N}}_i^2$  resulted from the west boundary, their west rather than east values are used. This is similar to the grid case, where the west values are bounced back and become east values when they reach the west boundary, so that the

information continues to propagate. If  $i$  is a north or south boundary node, however, the sum in (29) is replaced with  $\sum_{j \in \mathcal{N}_i^2 \cup \widehat{\mathcal{N}}_i^2} \frac{1}{d_j} \left[ (1-p)y_j^0(t) + \frac{p}{2} (y_j^1(t) + y_j^3(t)) \right]$ , i.e., the east, north and south values of both physical and virtual west neighbors resulted from the north or south boundary are used. Note that  $\widehat{\mathcal{N}}_i^2$  are meant only for compensating the loss of neighbors for north or boundary nodes, so unlike the previous case, their east or west values continue to propagate in the usual direction. The purpose of introducing virtual neighbors is to ensure the approximate regularity of the underlying graph of the associated chain, so that the randomized effect is evenly spread out over the network. The north, west and south values, as well as the corresponding  $w$  values are updated in the same fashion. Node  $i$  computes its estimate of  $x_{\text{ave}}$  with

$$x_i(t+1) = \frac{1}{4} \sum_{l=0}^3 (y_i^l(t+1)/w_i^l(t+1)). \quad (30)$$

The detailed algorithm is given in Algorithm 2<sup>9</sup>.

We then give some performance analysis for LADA. Denote  $\hat{\mathbf{y}} = [\mathbf{y}_0^T, \mathbf{y}_1^T, \mathbf{y}_2^T, \mathbf{y}_3^T]^T$ , with  $\mathbf{y}_l = [y_1^l, y_2^l, \dots, y_n^l]^T$ , and similarly denote  $\hat{\mathbf{w}}$ . The above iteration can be written as  $\hat{\mathbf{y}}(t+1) = \mathbf{P}_1^T \hat{\mathbf{y}}(t)$  and  $\hat{\mathbf{w}}(t+1) = \mathbf{P}_1^T \hat{\mathbf{w}}(t)$ . Using the fact that if  $i \in \mathcal{N}_j^l \cup \widehat{\mathcal{N}}_j^l$ , then  $j \in \mathcal{N}_i^{l+2 \pmod{4}} \cup \widehat{\mathcal{N}}_i^{l+2 \pmod{4}}$ , and if  $i \in \widehat{\mathcal{N}}_j^l$ , then  $j \in \widehat{\mathcal{N}}_i^l$ , it can be shown that each row in  $\mathbf{P}_1$  sums to 1, hence  $\mathbf{P}_1$  is a stochastic matrix. The exchange weights for an east value of some node  $i$  (which is equivalent to the transition probabilities of a Markov chain) are illustrated in Fig. 4. Since the incoming probabilities of a state does not sum to 1,  $\mathbf{P}_1$  is not doubly stochastic and does not have a uniform stationary distribution. Nevertheless, with the aid of the auxiliary variable  $w$ , node values still converge to the average as  $t \rightarrow \infty$ .

*Theorem 4.1:* The LADA algorithm converges to the true average of node values on a finite connected 2-d network.

*Proof:* The Markov chain  $\mathbf{P}_1$  formed on a finite connected 2-d network is irreducible and aperiodic by construction. Therefore,  $\mathbf{P}_1$  has a unique stationary distribution  $\boldsymbol{\pi}$ . It is easy to show that  $\lim_{t \rightarrow \infty} \hat{\mathbf{y}}(t) = 4n x_{\text{ave}} \boldsymbol{\pi}$  and  $\lim_{t \rightarrow \infty} \hat{\mathbf{w}}(t) = 4n \boldsymbol{\pi}$ . It follows that  $\lim_{t \rightarrow \infty} \mathbf{x}(t) = x_{\text{ave}} \mathbf{1}$ .  $\blacksquare$

**Remark:** It is clear that  $w_j$  serves to estimate the scaling factor  $4n\pi_j$  at each iteration. Alternatively, we may assume that sensor  $j$  has perfect knowledge of  $4n\pi_j$  (e.g. through a pre-computation stage). Then only the  $y$  values need to be communicated. Moreover, the exact knowledge of the locations of the neighbors is not critical for the LADA algorithm. For example, if a neighbor  $j$  of node  $i$  is on the border

<sup>9</sup>We do not explicitly differentiate between the non-boundary and boundary cases, since the corresponding terms are automatically zero for non-boundary nodes.

**Algorithm 2** LADA Algorithm

---

**for**  $i = 1$  to  $n$  **do**

$$y_i^l(0) \leftarrow x_i(0), w_i^l(0) \leftarrow 1, l = 0, 1, 2, 3$$

**end for**

$$p \leftarrow \frac{r}{2}, t \leftarrow 0$$

**while**  $\|\mathbf{x}(t) - x_{\text{ave}}\mathbf{1}\|_1 > \epsilon$  **do****for**  $i = 1$  to  $n$  **do****for**  $l = 0$  to  $3$  **do**

$$y_i^l(t+1) \leftarrow \sum_{j \in \mathcal{N}_i^{l+2} \cup \tilde{\mathcal{N}}_i^{l+2}} \frac{1}{d_j^{l+2}} \left[ (1-p)y_j^l(t) + \frac{p}{2} \left( y_j^{l+1}(t) + y_j^{l+3}(t) \right) \right] + \sum_{j \in \tilde{\mathcal{N}}_i^{l+2}} \frac{1}{d_j^{l+2}} \left[ (1-p)y_j^{l+2}(t) + \frac{p}{2} \left( y_j^{l+1}(t) + y_j^{l+3}(t) \right) \right]$$

$$w_i^l(t+1) \leftarrow \sum_{j \in \mathcal{N}_i^{l+2} \cup \tilde{\mathcal{N}}_i^{l+2}} \frac{1}{d_j^{l+2}} \left[ (1-p)w_j^l(t) + \frac{p}{2} \left( w_j^{l+1}(t) + w_j^{l+3}(t) \right) \right] + \sum_{j \in \tilde{\mathcal{N}}_i^{l+2}} \frac{1}{d_j^{l+2}} \left[ (1-p)w_j^{l+2}(t) + \frac{p}{2} \left( w_j^{l+1}(t) + w_j^{l+3}(t) \right) \right]$$

**end for**

$$x_i(t+1) \leftarrow \frac{1}{4} \sum_{l=0}^3 \frac{y_i^l(t+1)}{w_i^l(t+1)}$$

**end for**

$$t \leftarrow t + 1$$

**end while**


---

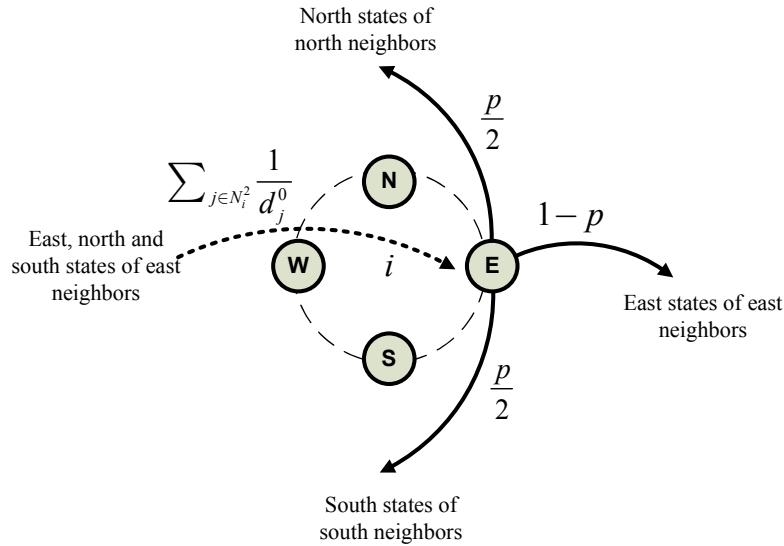


Fig. 4. The Markov chain used in LADA: combined outgoing probabilities (solid lines) and combined incoming probabilities (dotted line) for the east state of node  $i$  are depicted

of two regions, it is fine to categorize  $j$  to either region, as long as  $j$  categorizes  $i$  correspondingly (i.e.,  $i \in \mathcal{N}_j^{l+2 \pmod{4}}$  if  $j \in \mathcal{N}_i^l$ ). The following lemma is essential to establish the performance result of the LADA algorithm.

*Lemma 4.2:* On the geometric random graph  $G(n, r)$  with  $r = \Omega\left(\sqrt{\frac{\log n}{n}}\right)$ , the Markov chain  $\mathbf{P}_1$  constructed in the LADA algorithm has an  $\epsilon$ -mixing time  $T_{\text{mix}}(\mathbf{P}_1, \epsilon) = O(r^{-1} \log(\epsilon^{-1}))$ .

The proof is given in Appendix B. Essentially, we first consider the expected location of the random walk  $\mathbf{P}_1$ , which is shown to evolve according to the random walk  $\mathbf{P}$  on a  $k \times k$  grid with  $k = \Theta(r^{-1})$  when  $p = \Theta(r)$ . Thus the expected location of  $\mathbf{P}_1$  is approximately uniform in  $6k$  steps (see Section III.B). Then, we take the random node location into account and further show that when  $n \rightarrow \infty$ , the exact location of the random walk  $\mathbf{P}_1$  is also approximately uniform in  $6k$  steps. Finally, we show that  $\mathbf{P}_1$  has an approximately uniform stationary distribution due to the approximate regularity of the underlying graph, which, together with the above result, establishes that  $T_{\text{mix}}(\mathbf{P}_1, \epsilon) = O(r^{-1} \log(\epsilon^{-1}))$ .

*Theorem 4.2:* On the geometric random graph  $G(n, r)$  with  $r = \Omega\left(\sqrt{\frac{\log n}{n}}\right)$ , the LADA algorithm has an  $\epsilon$ -averaging time  $T_{\text{ave}}(\epsilon) = O(r^{-1} \log(\epsilon^{-1}))$ .

The proof is given in Appendix C. Note that although the stationary distribution of  $\mathbf{P}_1$  is non-uniform and estimated weights rather than exact stationary probabilities are used, the averaging-time is still on the same order as the mixing time of  $\mathbf{P}_1$ , partly due to the fact that the stationary probabilities are all of order  $\Theta(n^{-1})$ .

We have also explored a variant of the LADA algorithm, called the LADA-U algorithm, where the nonreversible chain is carefully designed to ensure a uniform stationary distribution (accounting for the suffix ‘‘U’’), by allowing transitions between the east and the west, as well as between the north and south state for each node. Thus the weight estimation procedure in LADA is avoided. It can be shown that LADA-U can achieve the same scaling law in averaging time as the centralized scheme, but with a transmission range substantially larger than the minimum connectivity requirement, mainly due to the induced diffusive behavior. In particular, a sufficient condition for the same scaling law as the centralized scheme to hold is  $r = \Omega\left(\left(\frac{\log n}{n}\right)^{\frac{1}{3}}\right)$ . The LADA-U algorithm and its performance analysis are summarized in Appendix D for possible interest of the reader.

## V. CLUSTER-BASED LADA

In Section III, we have presented a centralized algorithm, where the linear iteration is performed on the 2-d grid obtained by tessellating the geometric random graph. Only the cluster-heads are involved in the message exchange. Therefore, in addition to achieving the same time complexity as the purely

distributed LADA algorithm, the centralized algorithm offers an additional gain in terms of the message complexity, which translates directly into power savings for sensor nodes. However, as we have mentioned previously, the assumption of a central controller with knowledge of global coordinates in the centralized algorithm might be unrealistic in sensor networks. This motivates us to study a more general cluster-based LADA (C-LADA) algorithm which alleviates such requirements, and still reaps the benefit of reduced message complexity through clustering. The idea of C-LADA can be simply described as follows. The nodes are clustered beforehand using a distributed clustering algorithm where no global coordinate information is required. The induced graph may have an arbitrary topology. The LADA algorithm is then applied to the induced graph, where the neighbor classification is based on the relative location of the cluster-heads of neighboring clusters.

#### A. Distributed Clustering

We begin by introducing a simple distributed clustering algorithm for general wireless networks. We assume each node  $i$  has an initial seed  $s_i$  which is unique within its neighborhood. This can be realized through, e.g., drawing a random number from a common pool, or simply using nodes' IDs. From time 0, each node  $i$  starts a timer with length  $t_i = s_i$ , which is decremented by 1 at each time instant as long as it is greater than 0. If node  $i$ 's timer expires (reaches 0), it becomes a cluster-head, and broadcasts a "cluster\_initialize" message to all its neighbors. Each of its neighbors with a timer greater than 0 signals its intention to join the cluster by replying with a "cluster\_join" message, and also sets the timer to 0. If a node receives more than one "cluster\_initialize" messages at the same time, it randomly chooses one cluster-head and replies with the "cluster\_join" message. At the end, clusters are formed such that every node belongs to one and only one cluster. The uniqueness of seeds within the neighborhood ensures that cluster-heads are at least of distance  $r$  from each other, which will be used to bound the message complexity later. We assume that clusters are formed in advance and the overhead is amortized over the multiple computations. The detailed algorithm is given in Algorithm 3.

**Algorithm 3** Distributed Clustering

---

```

 $K \leftarrow 0$  { $K$ : number of clusters}
for all  $i \in V$  do
     $t_i \leftarrow s_i$ 
end for
repeat
    for all  $i$  with  $t_i > 0$  do
         $t_i \leftarrow t_i - 1$ 
        if  $t_i = 0$  then
             $K \leftarrow K + 1$ ,  $C_K \leftarrow \{i\}$  { $C_k$ : nodes in cluster  $k$ }
            for all  $j \in \mathcal{N}_i$  and with  $t_j > 0$  do
                 $t_j \leftarrow 0$ ,  $C_K \leftarrow C_K \cup \{j\}$ 
            end for
        end if
    end for
until  $\bigcup_k C_k = V$ 

```

---

We say two clusters are adjacent (or neighbors) if there is a direct link joining them. Assume that through some local information exchange, a cluster-head knows all its neighboring clusters. In the case that two clusters are joined by more than one links, we assume that the cluster-heads of both clusters agree on a single such link being activated. The end nodes of active links are called gateway nodes. The induced graph  $\tilde{G}$  from clustering is a graph with the vertex set consisting of all cluster-heads and the edge set obtained by joining the cluster-heads of neighboring clusters. In Fig. 5, we illustrate the induced graph as a result of applying our distributed clustering algorithm to a realization of  $G(300, r(300))$ , where  $r(n) = \sqrt{\frac{2 \log n}{n}}$ .

*B. C-LADA Algorithm*

The neighboring clusters are classified based on the relative coordinates of the cluster-heads, according to the same rule as described in Section IV-A, except that the virtual neighbor for a boundary cluster (one whose cluster-head is within distance  $r$  from the boundary) is considered to be only the cluster itself for every direction it has no physical neighbor. The degree  $d_m^l$  is similarly defined as the number of type- $l$  neighboring clusters (including virtual neighbors) for cluster  $m$ . Note that, as  $n \rightarrow \infty$ , the transmission

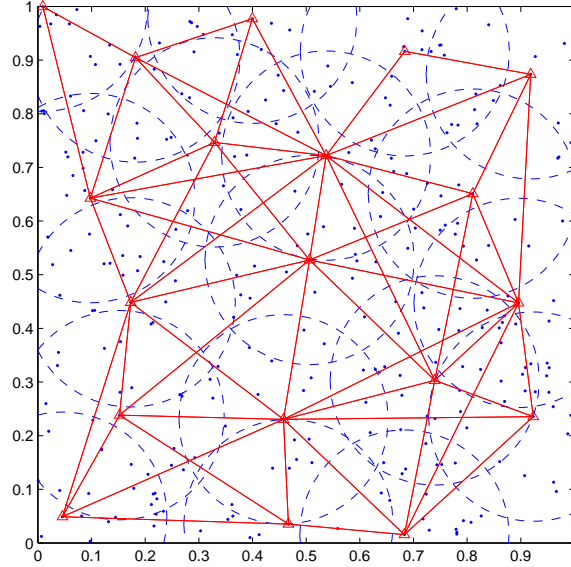


Fig. 5. Illustration of the induced graph from distributed clustering of a realization of  $G(300, r(300))$ . Nodes are indicated with small dots, cluster-heads are indicated with small triangles, cluster adjacency are indicated with solid lines, and the transmission range (not clusters) of cluster-heads are indicated with dashed circles.

circles of all cluster-heads must cover the entire network area when the distributed clustering is completed. It can be shown that for any cluster-head, there must be at least one cluster-head lying within a distance  $\left(2 + \frac{1}{\sqrt{5}}\right)r$  in each of the four neighboring regions such that the entire network area is covered<sup>10</sup>, and such two clusters are adjacent w.h.p. Thus, we have  $d_m^l \geq 1$  for any  $m$  and  $l$  w.h.p.

The LADA algorithm can be readily applied to the induced graph from clustering as follows. Every cluster-head maintains four pairs of  $(y_m^l, w_m^l)$ ,  $l = 0, \dots, 3$  values, initialized with  $y_m^l(0) = \sum_{C_i=m} x_i(0)$ , and  $w_m^l(0) = n_m$ ,  $l = 0, \dots, 3$ , where  $C_i$  is the index of the cluster node  $i$  belongs to, and  $n_m$  is the number of nodes in the  $m$ -th cluster. At time  $t$ , the gateways nodes of neighboring clusters exchange values and forward the received values to the cluster-head. The cluster-heads update their  $y$  values and  $w$  values according to (29) and broadcast them to its members. Every node computes the estimate of

<sup>10</sup>This is obtained as follows: consider the east neighboring region of cluster  $m$ , and the extreme case where there are two neighboring clusters with respective cluster-heads lying on the 45 degree borderline of the north and the east region, and that of the south and the east region (they are counted as north and south neighbors respectively). The distance of both clusters from the cluster  $m$  can be varied, causing their collective covered area to vary. It can be shown that any point beyond  $\left(1 + \frac{1}{\sqrt{5}}\right)r$  to the east of the cluster-head of  $m$  cannot be covered by these two clusters. Thus there must be at least one other cluster-head lying with a distance  $\left(2 + \frac{1}{\sqrt{5}}\right)r$  from the cluster-head of  $m$  that covers it.

the average with  $x_i(t) = \frac{1}{4} \sum_{l=0}^3 (y_{C_i}^l / w_{C_i}^l)$ . Using our argument on LADA, it is easy to show that  $\mathbf{x}(t)$  converges to  $x_{\text{ave}} \mathbf{1}$  as  $t \rightarrow \infty$ . The performance of C-LADA on the geometric random graph can be analyzed following similar argument for LADA, and it can be shown that C-LADA also achieves an  $\epsilon$ -averaging time of  $O(r^{-1} \log(\epsilon^{-1}))$ .

### C. Message Complexity

Finally, we demonstrate that C-LADA considerably reduces the message complexity, and hence the energy consumption. For LADA, each node must broadcast its values during each iteration, hence the number of messages transmitted in each iteration is  $\Theta(n)$ . For C-LADA, there are three types of messages: transmissions between gateway nodes, transmissions from the gateway nodes to cluster-heads and broadcasts by the cluster-heads. Thus, the number of messages transmitted in each iteration is on the same order as the number of gateway nodes, which is between  $Kd_{\min}$  and  $Kd_{\max}$ , where  $K$  is the number of clusters, and  $d_{\min}$  and  $d_{\max}$  are respectively the minimum and the maximum number of neighboring clusters in the network.

*Lemma 5.1:* Using the Distributed Clustering (Algorithm 3), the number of neighboring clusters for any cluster  $m$  satisfies  $4 \leq d_m \leq 48$ , and the number of clusters satisfies  $\pi^{-1}r^{-2} \leq K \leq 2r^{-2}$ .

*Proof:* The lower bound  $d_m \geq 4$  follows from  $d_m^l \geq 1$  for any  $m$  and  $l$ . Note that the cluster-heads are at least at a distance  $r$  from each other. Hence, the circles with the cluster-heads as the centers and radius  $0.5r$  are non-overlapping. Note also that, for a cluster  $m$ , the cluster-heads of all its neighboring clusters must lie within distance  $3r$  from the cluster-head of  $m$ . Within the neighborhood of radius  $3.5r$  of a cluster-head, there are no more than  $(\frac{3.5}{0.5})^2$  non-overlapping circles of radius  $0.5r$ . This means that the number of neighboring clusters is upper bounded by 48.

Consider the tessellation of the unit square into squares of side  $\frac{r}{\sqrt{2}}$ . Thus, every such square contains at most one cluster-head, so there are at most  $2r^{-2}$  clusters. On the other hand, in order to cover the whole unit square, there must be at least  $\pi^{-1}r^{-2}$  clusters. ■

The theorem below on the message complexity follows immediately.

*Theorem 5.1:* The  $\epsilon$ -message complexity, defined as the total number of messages transmitted in the network to achieve  $\epsilon$ -accuracy, is  $O(nr^{-1} \log(\epsilon^{-1}))$  for the LADA algorithm, and  $O(r^{-3} \log(\epsilon^{-1}))$  for the C-LADA algorithm.

Note that cluster-based algorithms can also be designed based on the reversible chains [27] to reduce the message complexity. It is also of interest to compare our proposed algorithms with those proposed in [14]. It has been shown that the message complexity of the algorithm SIMPLE-WALK in [14] is the

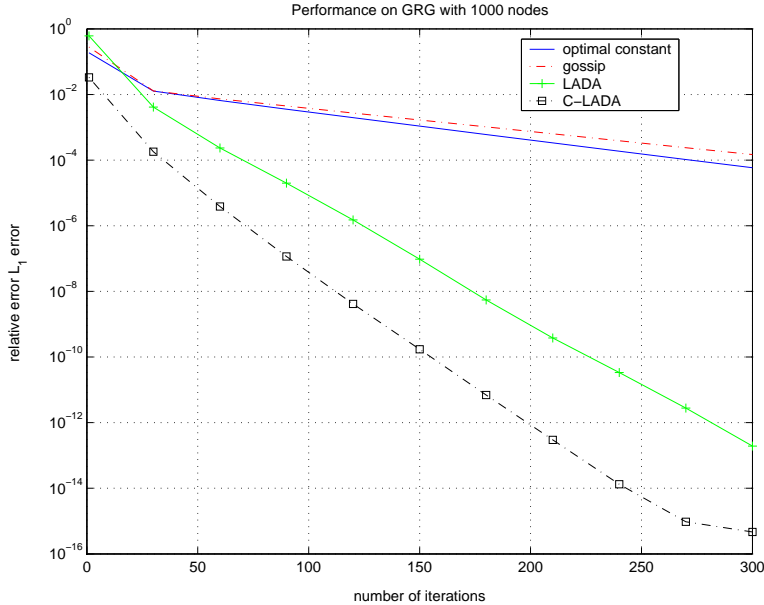


Fig. 6. Performance of distributed averaging algorithms on  $G(1000, r(1000))$

same as the time complexity, which is equal to the cover time of the network graph. It is known that the cover time for geometric random graphs is  $\Theta(n \log n)$  w.h.p. when  $r = \Omega\left(\sqrt{\frac{\log n}{n}}\right)$  [28]. Thus, for  $\epsilon = \frac{1}{n^\alpha}$ ,  $\alpha > 0$  and  $r = \Theta\left(\sqrt{\frac{\log n}{n}}\right)$ , C-LADA suffers from a loss of  $O\left(\sqrt{\frac{n}{\log^3 n}}\right)$  in message complexity, but gains  $\Omega(\sqrt{n \log n})$  in time complexity compared with SIMPLE-WALK.

## VI. NUMERICAL RESULTS

In this section, we present some numerical results for the two practical schemes proposed in this paper, LADA and C-LADA. We simulated the performance of the two algorithms, along with fixed iteration with optimal constant edge weights [3], and randomized gossip [7] where a node chooses one of its neighbors with equal probability (for a fair comparison, the absolute averaging time of the asynchronous gossip is used, i.e., on average,  $n$  pairwise averaging occur in each iteration). Fig. 6 illustrates the relative  $l_1$  error decay on a  $G(1000, r(1000))$ , where  $r(n) = \sqrt{\frac{2 \log n}{n}}$ . It can be seen that both LADA and C-LADA significantly outperform algorithms based on reversible chains. Moreover, since the network connectivity is improved through clustering, C-LADA also performs slightly better than LADA.

## VII. CONCLUSION

We propose a class of Location-Aided Distributed Averaging (LADA) algorithms for wireless networks, which achieve fast convergence via constructing nonreversible lifting of Markov chains. We have shown that in a wireless network with transmission radius  $r$ , it is possible to achieve an  $\epsilon$ -averaging time of  $O(r^{-1} \log(\epsilon^{-1}))$  using a centralized algorithm, where nodes are clustered using a central controller based on a global coordinate system, and nonreversible chains are formed on the resultant 2-d grid. We then present a purely distributed algorithm, the LADA algorithm, which utilizes only direction information of neighbors to construct nonreversible chains. Due to the random node locations in wireless networks, the constructed chain in LADA does not have a uniform stationary distribution. This in turn is compensated for with an additional weight estimation procedure. We show that an  $\epsilon$ -averaging time of  $O(r^{-1} \log(\epsilon^{-1}))$  can be achieved by LADA for all  $r$  that guarantees connectivity. Finally, we propose a cluster-based LADA (C-LADA) algorithm, which requires no central controller to perform clustering, while reaps the benefit of reduced message complexity. Numerical results are provided to show that both the LADA and C-LADA algorithms offer tremendous performance improvement over algorithms based on reversible chains.

## APPENDIX

### A. Proof of Lemma 3.6

We will show that by time  $t = 6k$ , the random walk starting from any state visits every state with probability at least  $\frac{C}{4k^2}$  with  $C = 2^{-12}$ . The desired result then follows from Lemma 3.4. To proceed, we define some notations as follows. Denote the state space of the chain  $\mathbf{P}$  by  $\mathcal{S}$ , and the set of east, west, north and south states respectively by  $\mathcal{S}_E$ ,  $\mathcal{S}_W$ ,  $\mathcal{S}_N$  and  $\mathcal{S}_S$ . For a node in the  $k \times k$  grid, its horizontal index is labeled from east to west as  $0, 1, \dots, k-1$ , and its vertical index is labeled from south to north as  $0, 1, \dots, k-1$ . For each state  $s \in \mathcal{S}$ , let  $x_s$  and  $y_s$  denote respectively the horizontal and vertical index of the node the state corresponds to. Then a state  $s \in \mathcal{S}$  can be represented as a three tuple  $s = (s^0, s^1, s^2)$  with  $s^0 \in \{+1, -1\}$ ,  $s^1 \in \{0, 1, \dots, k-1\}$  and  $s^2 \in \{0, 1, \dots, 2k-1\}$  defined as follows: 1) if  $s \in \mathcal{S}_E \cup \mathcal{S}_W$  (a horizontal state),  $s^0 = 1$ ,  $s^1 = y_s$  and

$$s^2 \triangleq \begin{cases} x_s & s \in \mathcal{S}_E \\ 2k - x_s - 1 & s \in \mathcal{S}_W \end{cases}$$

2) if  $s \in \mathcal{S}_N \cup \mathcal{S}_S$  (a vertical state),  $s^0 = -1$ ,  $s^1 = x_s$  and

$$s^2 \triangleq \begin{cases} y_s & s \in \mathcal{S}_N \\ 2k - y_s - 1 & s \in \mathcal{S}_S. \end{cases}$$

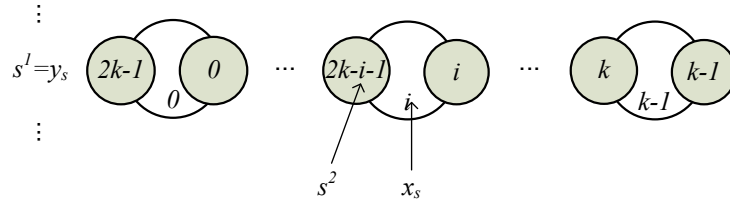


Fig. 7. Illustration of circular numbering of east and west states within a row

In other words,  $s^0$  indicates whether the state is a horizontal (east/west) or a vertical (north/south) state;  $s^1$  indicates the vertical index of a horizontal state, or the horizontal index of a vertical state;  $s^2$  indicates the particular state within the row or column specified by  $s^1$ , where states are numbered circularly. For example, the numbering for east and west states in a given row is illustrated in Fig. 7. Note that by defining the function  $g(x) = \min(x, 2k - x - 1)$ , we have  $g(s^2) = x_s$  when  $s^0 = 1$ , and  $g(s^2) = y_s$  when  $s^0 = -1$ . With these notations, a movement of the random walk that keeps the direction can be written as  $(s^0, s^1, s^2) \rightarrow (s^0, s^1, s^2 + 1 \pmod{2k})$ , and a 90 degree turn can be written as  $(s^0, s^1, s^2) \rightarrow (-s^0, g(s^2), s^1 + 1 \pmod{2k})$  if it is towards east or north <sup>11</sup> or  $(s^0, s^1, s^2) \rightarrow (-s^0, g(s^2), 2k - s^1 \pmod{2k})$  if it is towards west or south (c.f. Fig. 2).

Our following analysis is a nontrivial extension of that in [1] for the path case. Without loss of generality, we assume that the chain starts from some horizontal state  $s_0 = (+1, a, b)$ . Let  $T_1, T_2, \dots$ , ( $1 \leq T_1 \leq T_2 \leq \dots$ ) be the times that the random walk makes a turn. Let  $s_t$  be the state the random walk visits at the  $t$ th step, and  $A_t$  be the number of turns made by the random walk up to time  $t$ . We show that it is necessary and sufficient to look at two cases,  $A_t = 2$  and  $A_t = 3$ , with the former ensuring that any east or west state could be reached with probability at least  $\frac{C}{4k^2}$  at time  $6k$ , and the latter ensuring the same is true for any north or south state. i.e., we prove that for any  $s = (s^1, s^2) \in S$ ,

$$\Pr\{s_t = s\} \geq \Pr\{s_t = s, A_t = 2\} + \Pr\{s_t = s, A_t = 3\} \geq \frac{C}{4k^2}.$$

Note that  $s_t$  is determined by the turning times as well as the turning directions. First, consider  $A_t = 1$ . Given  $T_1$ , we have  $s_t^0 = -1$  and  $s_t^1 = g(b + T_1 - 1 \pmod{2k})$ , but there are two possibilities for  $s_t^2$ : if the turn is towards north, then we have  $s_t^2 = a + 1 + t - T_1 \pmod{2k}$ ; if the turn is towards south, then we have  $s_t^2 = (2k - a) + t - T_1 \pmod{2k} = -a + t - T_1 \pmod{2k}$ . Next, consider the case  $A_t = 2$ . For

<sup>11</sup>For consistency, if the turn is from a north or south state of a boundary east node to the west state of the same node, it is considered as a turn towards the east; similarly for other boundary cases.

given  $T_1$  and  $T_2$ , we have  $s_t^0 = 1$ , and  $s_t^1 = g(s_{T_2-1}^2)$ , where  $s_{T_2-1}^2$  is either  $a + T_2 - T_1 \pmod{2k}$  or  $-a + T_2 - T_1 - 1 \pmod{2k}$  depending on the direction of the first turn as given above.  $s_t^2$  also admits two possibilities: if the second turn continues in the direction of the random walk prior to the first turn, i.e.,  $s_{T_2}^2 = s_{T_1-1}^2 + 1 \pmod{2k}$ , then  $s_t^2 = b + T_1 + t - T_2 \pmod{2k}$ , otherwise ( $s_{T_2}^2 = 2k - s_{T_1-1}^2 \pmod{2k}$ ), we have  $s_t^2 = 2k - (b + T_1 - 1) + t - T_2 \pmod{2k} = -b + t - T_1 - T_2 + 1 \pmod{2k}$ . We can continue to analyze the case  $A_t = 3$ , with which  $s_t^0 = -1$ ,  $s_t^1 = g(s_{T_3-1}^2)$  admits two possibilities depending on the direction of the second turn, and  $s_t^2$  admits four possibilities depending on the directions of both the first and the third turn. To summarize, we have the following results.

Given  $A_t = 2$ , we have  $s_t^0 = +1$ ,

$$s_t^1 = \begin{cases} g(a - T_1 + T_2 \pmod{2k}) & \text{if } s_{T_1}^2 = a + 1 \pmod{2k} \\ g(-a - T_1 + T_2 - 1 \pmod{2k}) & \text{if } s_{T_1}^2 = 2k - a \pmod{2k} \end{cases} \quad (31)$$

with probability 0.5 each, where the choice is determined only by the direction of the first turn, and

$$s_t^2 = \begin{cases} b + t + T_1 - T_2 \pmod{2k} & \text{if } s_{T_2}^2 = s_{T_1-1}^2 + 1 \pmod{2k} \\ -b + t - T_1 - T_2 + 1 \pmod{2k} & \text{if } s_{T_2}^2 = 2k - s_{T_1-1}^2 \pmod{2k} \end{cases} \quad (32)$$

with probability 0.5 each, where the choice is determined only by the direction of the second turn. Given  $A_t = 3$ , we have  $s_t^0 = -1$ ,

$$s_t^1 = \begin{cases} g(b + T_1 - T_2 + T_3 - 1 \pmod{2k}) & \text{if } s_{T_2}^2 = s_{T_1-1}^2 + 1 \pmod{2k} \\ g(-b - T_1 - T_2 + T_3 \pmod{2k}) & \text{if } s_{T_2}^2 = 2k - s_{T_1-1}^2 \pmod{2k} \end{cases} \quad (33)$$

with probability 0.5 each, where the choice is determined only by the direction of the second turn, and

$$s_t^2 = \begin{cases} a + t - T_1 + T_2 - T_3 + 1 \pmod{2k} & \text{if } s_{T_1}^2 = a + 1 \pmod{2k} \text{ and } s_{T_3}^2 = s_{T_2-1}^2 + 1 \pmod{2k} \\ -a + t + T_1 - T_2 - T_3 \pmod{2k} & \text{if } s_{T_1}^2 = a + 1 \pmod{2k} \text{ and } s_{T_3}^2 = 2k - s_{T_2-1}^2 \pmod{2k} \\ -a + t - T_1 + T_2 - T_3 \pmod{2k} & \text{if } s_{T_1}^2 = 2k - a \pmod{2k} \text{ and } s_{T_3}^2 = s_{T_2-1}^2 + 1 \pmod{2k} \\ a + t + T_1 - T_2 - T_3 + 1 \pmod{2k} & \text{if } s_{T_1}^2 = 2k - a \pmod{2k} \text{ and } s_{T_3}^2 = 2k - s_{T_2-1}^2 \pmod{2k} \end{cases} \quad (34)$$

with probability 0.25 each, where the choice is determined by the directions of the first and the third turn. Note that for both  $A_t = 2$  and  $A_t = 3$ ,  $s_t^1$  and  $s_t^2$  are independent given the turning times.

Now, for any target state  $s = (s^0, s^1, s^2)$ , consider the two cases:

1) If  $s^0 = +1$  (an east or west state), we have when  $t = 6k$ ,

$$\begin{aligned} & \Pr\{s_t = s\} \geq \Pr\{s_t = s, A_t = 2\} \\ & \geq \Pr\{a - T_1 + T_2 = s^1 \pmod{2k}, \quad -b + t - T_1 - T_2 + 1 = s^2 \pmod{2k}, \quad A_t = 2\} \\ & \quad + \Pr\{-a - T_1 + T_2 - 1 = s^1 \pmod{2k}, \quad -b + t - T_1 - T_2 + 1 = s^2 \pmod{2k}, \quad A_t = 2\} \end{aligned}$$

where the second inequality comes from picking two combinations of  $s_t^1$  and  $s_t^2$  out of the four possible combinations formed from (31) and (32), where for simplicity we have assumed that  $g(i) = i$  in (31) (the case for  $g(i) = 2k - 1 - i$  can be similarly argued). Let  $x = s^1 - a$ ,  $y = t - b - s^2 + 1$  and  $z = s^1 + a + 1$ , we get

$$\begin{aligned} \Pr\{s_t = s\} &\geq \Pr\{T_2 - T_1 = x \pmod{2k}, \quad T_1 + T_2 = y \pmod{2k}, \quad A_t = 2\} \\ &\quad + \Pr\{T_2 - T_1 = z \pmod{2k}, \quad T_1 + T_2 = y \pmod{2k}, \quad A_t = 2\} \end{aligned}$$

Note that  $T_2 - T_1$  and  $T_1 + T_2$  must have the same parity, so we need to consider two cases: if  $x$  and  $y$  have the same parity, then there exists at least a pair of  $(T_1, T_2)$  with  $1 \leq T_1 < T_2 \leq t$  (e.g.,  $T_1 = \frac{y-x}{2} - 1 \pmod{2k} + 1$  and  $T_2 = \frac{y+x}{2} - 1 \pmod{2k} + 2k + 1$ ) such that  $T_2 - T_1 = x \pmod{2k}$  and  $T_1 + T_2 = y \pmod{2k}$  are satisfied; if  $x$  and  $y$  have different parity, then  $z$  and  $y$  must have the same parity, and there exists at least a pair of  $(T_1, T_2)$  with  $1 \leq T_1 < T_2 \leq t$  such that the second set of equations above is satisfied. Either of the two cases occurs with a probability  $\frac{1}{4k^2} \left(1 - \frac{1}{k}\right)^{t-2}$ . Using the fact that  $\left(1 - \frac{1}{k}\right)^k \geq 1/4$  for  $k > 2$ , we get

$$\Pr\{s_t = s\} \geq \frac{1}{4k^2} \left(1 - \frac{1}{k}\right)^{t-2} > \frac{2^{-12}}{4k^2}.$$

2) If  $s^0 = -1$ , we have

$$\begin{aligned} &\Pr\{s_t = s\} \geq \Pr\{s_t = s, A_t = 3\} \\ &\geq \Pr\{b + T_1 - T_2 + T_3 - 1 = s^1 \pmod{2k}, \quad a + t + T_1 - T_2 - T_3 + 1 = s^2 \pmod{2k}, \quad A_t = 3\} \\ &\quad + \Pr\{b + T_1 - T_2 + T_3 - 1 = s^1 \pmod{2k}, \quad -a + t + T_1 - T_2 - T_3 = s^2 \pmod{2k}, \quad A_t = 3\} \\ &= \Pr\{T_3 - (T_2 - T_1) = x \pmod{2k}, \quad T_3 + (T_2 - T_1) = y \pmod{2k}, \quad A_t = 3\} \\ &\quad + \Pr\{T_3 - (T_2 - T_1) = x \pmod{2k}, \quad T_3 + (T_2 - T_1) = z \pmod{2k}, \quad A_t = 3\}. \end{aligned}$$

where the second inequality comes from picking two combinations out of eight possible combinations formed from (33) and (34), and in the third inequality, we have let  $x = s^1 - b + 1$ ,  $y = a + t - s^2 + 1$  and  $z = -a + t - s^2$ . Same as above, we must consider two cases for the parity reason. For  $x$  and  $y$  with the same parity, consider the  $2k$  tuples of  $(T_1, T_2, T_3)$

$$\left(T_1, \frac{y-x}{2} - 1 \pmod{2k} + 1 + T_1, \frac{y+x}{2} - 1 \pmod{2k} + 1 + 4k\right), \quad T_1 = 1, 2, \dots, 2k.$$

It is obvious that any such tuple satisfies  $1 \leq T_1 < T_2 < T_3 \leq 6k$ , as well as  $T_3 - (T_2 - T_1) = x \pmod{2k}$  and  $T_3 + (T_2 - T_1) = y \pmod{2k}$ . For  $x$  and  $y$  with different parity,  $x$  and  $z$  must have the same parity, and similarly there exists at least  $2k$  valid tuples of  $(T_1, T_2, T_3)$  satisfying the second set of equations

above. Thus, for any target vertical state  $s$ , we can always find  $2k$  turning times  $(T_1, T_2, T_3)$  with proper turning directions to reach  $s$  at  $t = 6k$ . Therefore,

$$\Pr\{s_t = s\} \geq 2k \cdot \frac{1}{8k^3} \left(1 - \frac{1}{k}\right)^{t-3} > \frac{2^{-12}}{4k^2}.$$

This completes the proof.

### B. Proof of Lemma 4.2

We label the coordinates of the unit square from west (0) to east (1) horizontally, and from south (0) to west (1) vertically. Denote the state space of the chain  $\mathbf{P}_1$  by  $\mathcal{S}$ . Similar to the grid case in Appendix A, a state  $s \in \mathcal{S}$  is represented as  $s = (s^0, s^1, s^2)$ , with  $s^0 \in \{+1, -1\}$ ,  $s^1 \in [0, 1)$  and  $s^2 \in [0, 2)$  defined as follows: 1) if  $s \in \mathcal{S}_E \cup \mathcal{S}_W$  (a horizontal state),  $s^0 = 1$ ,  $s^1 = y_s$  and

$$s^2 \triangleq \begin{cases} x_s & s \in \mathcal{S}_E \\ 2 - x_s & s \in \mathcal{S}_W \end{cases}$$

2) if  $s \in \mathcal{S}_N \cup \mathcal{S}_S$  (a vertical state),  $s^0 = -1$ ,  $s^1 = x_s$  and

$$s^2 \triangleq \begin{cases} y_s & s \in \mathcal{S}_N \\ 2 - y_s & s \in \mathcal{S}_S \end{cases}$$

where  $x_s$  and  $y_s$  specify the horizontal and vertical coordinates of the node state  $s$  corresponds to. We will show that by the time  $t = 6k + 1$ , for any state  $s \in \mathcal{S}$ ,  $\Pr\{s_t = s\} \geq c_1 \pi(s)$  for some positive constant  $c_1$ .

Consider a movement of the random walk. Denote the distance traveled in the direction of movement, and that orthogonal to the direction of movement at time  $t$  respectively by  $\alpha_t$  and  $\beta_t$ , as shown in Fig. 8. Since nodes are randomly and uniformly distributed and the transition probability is uniform for all neighbors in the same direction, we can calculate the expected value of  $\alpha_t$  and  $\beta_t$  as follows:

$$\begin{aligned} \mathbb{E}(\alpha_t) &= \frac{4}{\pi r^2} \int_{-\pi/4}^{\pi/4} \int_0^r x^2 \cos \theta \, dx \, d\theta = \frac{4\sqrt{2}}{3\pi} r \triangleq \mu_\alpha, \\ \mathbb{E}(\beta_t) &= \frac{4}{\pi r^2} \int_{-\pi/4}^{\pi/4} \int_0^r x^2 \sin \theta \, dx \, d\theta = 0. \end{aligned}$$

In the following, we assume  $k = \frac{1}{\mu_\alpha} + 1$  and the turning probability  $p = \frac{1}{k} = \Theta(r)$ .

Without loss of generality, we assume that the random walk starts from some state  $s_0$  with  $s_0^1 = i_0 \mu_\alpha$  and  $s_0^2 = j_0 \mu_\alpha$  for some  $i_0 \in \{0, 1, \dots, k-1\}$  and  $j_0 \in \{0, 1, \dots, 2k-1\}$  (the proof only differs slightly in notation for non-integer  $i_0$  and  $j_0$ ). We can write out the *expected* location  $\mathbb{E}(s_t)$  of the random walk at time  $t$  by assuming that  $\alpha_{t'} = \mu_\alpha$  and  $\beta_{t'} = 0$  for all  $t' \leq t$ . Thus,  $\mathbb{E}(s_t)$  depends only on the times

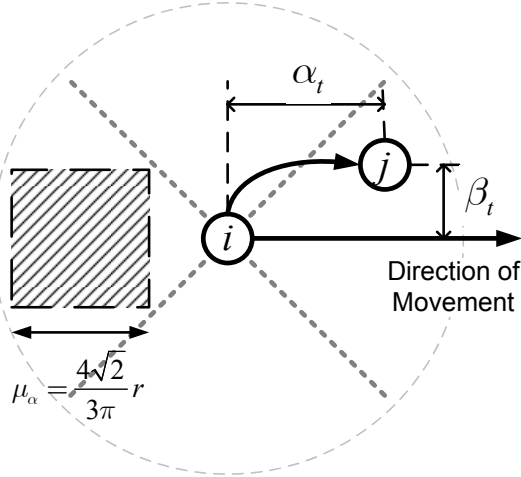


Fig. 8. Illustration of moving distances and target set

of turns and turning directions, and evolves according to the random walk  $\mathbf{P}$  on the  $k \times k$  grid<sup>12</sup>. Thus, from Appendix A, at time  $6k$ , for any  $s^0 \in \{+1 - 1\}$ ,  $i \in \{0, 1, \dots, k - 1\}$  and  $j \in \{0, 1, \dots, 2k - 1\}$ , we have

$$\Pr\{\mathbb{E}(s_t^0) = s^0, \mathbb{E}(s_t^1) = i\mu_\alpha, \mathbb{E}(s_t^2) = j\mu_\alpha\} \geq \frac{c_2}{4k^2} \quad (35)$$

for some  $c_2 > 0$ .

In order to obtain a lower bound for the probability of reaching any state  $s$  at  $t = 6k + 1$ , we first obtain a lower bound for the probability of reaching any ancestor of  $s$  in the underlying graph of the chain at  $t = 6k$ . For example, consider an east state  $s$  of node  $i$ . Note that if node  $i$  is a west, north, or south boundary node, it may have virtual west neighbors, which ensure that the effective west neighboring region of node  $i$  covers a circular sector of 90 degrees. It can be shown that such a circular sector contains a square of side  $\mu_\alpha$  as depicted in Fig. 8. Denote the set of east states of nodes in  $\mathcal{N}_i^2 \cup \widehat{\mathcal{N}}_i^2$  and west states of nodes in  $\widetilde{\mathcal{N}}_i^2$  in this square by  $\widehat{\mathcal{S}} = \{\hat{s} : \hat{s}^0 = 1, \hat{s}^1 \in \widehat{\mathcal{S}}^1, \hat{s}^2 \in \widehat{\mathcal{S}}^2\}$ , where generally for a non-boundary node, we have  $\widehat{\mathcal{S}}^1 = [a\mu_\alpha, (a + 1)\mu_\alpha)$  and  $\widehat{\mathcal{S}}^2 = [b\mu_\alpha, (b + 1)\mu_\alpha)$  for some  $a \in [0, k - 1]$  and  $b \in [0, k - 1]$ . If  $i$  is a west boundary node, then the square under consideration is folded along the west boundary, such that  $\widehat{\mathcal{S}}^2 = [0, (1 - b)\mu_\alpha) \cup [2 - b\mu_\alpha, 2)$  for some  $b \in (0, 1)$ , with the latter corresponding to west states of nodes in  $\widetilde{\mathcal{N}}_i^2$ . Similarly we can obtain the expression for  $\widehat{\mathcal{S}}^1$  if  $i$  is a

<sup>12</sup>If  $p = \frac{c}{k}$  for some positive  $c \neq 1$ , then the expected location would evolve according to another chain which differs from  $\mathbf{P}$  only in the turning probability, and has the same scaling law in the mixing time as  $\mathbf{P}$ .

south or north boundary node. Note that in all these cases,  $\hat{S}^1$  and  $\hat{S}^2$  consist of intervals with a total length  $\mu_\alpha$ . In the following, we assume  $i$  is not a boundary node for simplicity, but the proof extends easily to the boundary nodes.

By the uniformity of node distribution and the construction of the chain, as  $n \rightarrow \infty$ , the distribution of  $s_t^2 - \mathbb{E}(s_t^2) \pmod{2}$ , the deviation of  $s_t^2$  from its expected value, is the same for all  $\mathbb{E}(s_t^2)$ . By the symmetry of the underlying graph, we have

$$\begin{aligned} & \sum_{j=0}^{2k-1} \Pr \{s_t^2 \in [b\mu_\alpha, (b+1)\mu_\alpha] \mid \mathbb{E}(s_t^2) = j\mu_\alpha\} \\ = & \Pr \{s_t^2 - \mathbb{E}(s_t^2) \in [b\mu_\alpha, (b+1)\mu_\alpha]\} + \dots + \Pr \{s_t^2 - \mathbb{E}(s_t^2) \in [(b-2k+1)\mu_\alpha, (b-2k+2)\mu_\alpha]\} \\ = & \Pr \{s_t^2 - \mathbb{E}(s_t^2) \pmod{2} \in [0, 2k]\} = 1. \end{aligned}$$

Similarly, we have

$$\sum_{i=0}^{k-1} \Pr \{s_t^1 \in [a\mu_\alpha, (a+1)\mu_\alpha] \mid \mathbb{E}(s_t^1) = i\mu_\alpha\} = 1.$$

Note also that  $s_t^1$  and  $s_t^2$  are independent given the turning times and directions. Therefore, using the Bayesian rule and (35), we have at time  $t = 6k$ ,

$$\begin{aligned} \Pr\{s_t \in \hat{\mathcal{S}}\} &= \sum_{i=0}^{k-1} \sum_{j=0}^{2k-1} \Pr \{s_t \in \hat{\mathcal{S}} \mid \mathbb{E}(s_t^0) = 1, \mathbb{E}(s_t^1) = i\mu_\alpha, \mathbb{E}(s_t^2) = j\mu_\alpha\} \\ &\quad \cdot \Pr\{\mathbb{E}(s_t^0) = 1, \mathbb{E}(s_t^1) = i\mu_\alpha, \mathbb{E}(s_t^2) = j\mu_\alpha\} \geq \frac{c_2}{4k^2}. \end{aligned}$$

By Lemma 4.1, when  $r = \Omega\left(\sqrt{\frac{\log n}{n}}\right)$ ,  $d_{\max} \triangleq \max_{i,l} d_i^l \leq c_3 nr^2$  for some constant  $c_3 > 0$  w.h.p., thus we have

$$\Pr\{s_{6k+1} = s\} \geq \frac{1}{2} \sum_{\hat{s} \in \hat{\mathcal{S}}} \frac{\Pr\{s_{6k} = \hat{s}\}}{d_{\max}} \geq \frac{1/2}{c_3 nr^2} \frac{c_2}{4k^2} \triangleq \frac{c_4}{4n}. \quad (36)$$

Note that, the random walk  $\mathbf{P}$  has a uniform stationary distribution on the  $k \times k$  grid, i.e., for any  $s^0 \in \{+1 - 1\}$ ,  $i \in \{0, 1, \dots, k-1\}$  and  $j \in \{0, 1, \dots, 2k-1\}$ , as  $t \rightarrow \infty$ ,  $\Pr\{\mathbb{E}(s_t^0) = s^0, \mathbb{E}(s_t^1) = i\mu_\alpha, \mathbb{E}(s_t^2) = j\mu_\alpha\} \rightarrow \frac{1}{4k^2}$ . Using the argument as above, it can be shown that for any target set  $\hat{\mathcal{S}}$  containing states of the same type in a square of side  $\mu_\alpha$ , the stationary probability of  $\mathbf{P}_1$  satisfies  $\pi(\hat{\mathcal{S}}) = \frac{1}{4k^2}$ , and consequently the stationary probability of any state of  $\mathbf{P}_1$  is lower bounded by  $\frac{c_5}{4k^2}$  for some  $c_5 > 0$ . For an upper bound, note that the effective west neighboring region of  $i$  is also contained in an area  $A$  consisting of  $2 \times 3$  squares of side  $\mu_\alpha$ . Let  $\tilde{\mathcal{S}}$ ,  $\mathcal{S}'$  and  $\mathcal{S}''$  respectively denote the set of east states<sup>13</sup>, the set of north states and the set of south states of (physical and virtual) west neighbors of  $i$

<sup>13</sup>For nodes in  $\tilde{\mathcal{N}}_i^2$ , their west states are considered instead.

that lie in  $A$ . By Lemma 4.1, when  $r > \sqrt{\frac{16 \log n}{\pi n}}$ ,  $d_{\min} \triangleq \min_{i,l} d_i^l \geq c_6 n r^2$  w.h.p. Hence for any state  $s$ ,

$$\pi(s) \leq (1-p) \sum_{\tilde{s} \in \tilde{\mathcal{S}}} \frac{\pi(\tilde{s})}{d_{\min}} + \frac{p}{2} \left[ \sum_{s' \in \mathcal{S}'} \frac{\pi(s')}{d_{\min}} + \sum_{s'' \in \mathcal{S}''} \frac{\pi(s'')}{d_{\min}} \right] \leq \left[ (1-p) + \frac{p}{2} \cdot 2 \right] \frac{1}{c_6 n r^2} \cdot \frac{6}{4k^2} \triangleq \frac{c_7}{4n}.$$

We conclude that the stationary distribution of  $\mathbf{P}_1$  is approximately uniform, i.e., for any  $s \in \mathcal{S}$ ,  $\frac{c_5}{4n} \leq \pi(s) \leq \frac{c_7}{4n}$  for some  $c_5, c_7 > 0$ . It follows from (36) that  $\Pr\{s_{6k+1} = s\} \geq \frac{c_4}{c_7} \pi(s) \triangleq c_1 \pi(s)$ , which implies that the mixing time of  $\mathbf{P}_1$  is  $T_{\text{mix}}(\mathbf{P}_1, \epsilon) = O(r^{-1} \log(\epsilon^{-1}))$ .

### C. Proof of Theorem 4.2

From Appendix B, we have for any  $\epsilon \geq 0$ , there exists some constant  $c_1 > 0$  and  $\tau \triangleq T_{\text{mix}}(\mathbf{P}_1, \frac{c_1 \epsilon}{4}) = O(r^{-1} \log(\epsilon^{-1}))$ , such that for any  $t \geq \tau$ , we have  $\hat{w}_j(t) \geq \frac{c_1}{4n} \cdot 4n = c_1$  for  $j = 1, 2, \dots, 4n$ , and

$$\begin{aligned} \sum_{j=1}^{4n} \left| \frac{\hat{y}_j(t)}{\hat{w}_j(t)} - x_{\text{ave}} \right| &= \sum_{j=1}^{4n} \frac{|\hat{y}_j(t) - \hat{w}_j(t) x_{\text{ave}}|}{\hat{w}_j(t)} \\ &\leq \frac{1}{c_1} \left[ \sum_{j=1}^{4n} |\hat{y}_j(t) - 4n \pi_j x_{\text{ave}}| + \sum_{j=1}^{4n} |\hat{w}_j(t) - 4n \pi_j x_{\text{ave}}| \right] \\ &\leq \frac{1}{c_1} \left( \frac{c_1 \epsilon}{2} \|\hat{\mathbf{y}}(0)\|_1 + \frac{c_1 \epsilon}{2} 4n x_{\text{ave}} \right) = \epsilon \|\hat{\mathbf{y}}(0)\|_1. \end{aligned}$$

It follows that  $\|\mathbf{x}(t) - x_{\text{ave}} \mathbf{1}\|_1 \leq \frac{1}{4} \sum_{j=1}^{4n} \left| \frac{\hat{y}_j(t)}{\hat{w}_j(t)} - x_{\text{ave}} \right| \leq \frac{1}{4} \|\hat{\mathbf{y}}(0)\|_1 \epsilon = \|\mathbf{x}(0)\|_1 \epsilon$ .

### D. LADA-U Algorithm

In this appendix, we introduce the LADA-U (Uniform) algorithm, which achieves the goal of distributed averaging by simulating a nonreversible chain with uniform stationary distribution on the geometric random graph. In LADA-U, each node  $i$  holds four values  $y_i^l$ ,  $l = 0, \dots, 3$  corresponding to the four directions, all initialized to  $x_i(0)$ . During each iteration, the east value of node  $i$  is updated with

$$\begin{aligned} y_i^0(t+1) &= (1-p) \left[ \sum_{j \in \mathcal{N}_i^2 \cup \hat{\mathcal{N}}_i^2} \frac{y_j^0(t)}{d_{\max}} + \sum_{j \in \tilde{\mathcal{N}}_i^2} \frac{y_j^2(t)}{d_{\max}} + \left(1 - \frac{d_i^2}{d_{\max}}\right) y_i^2(t) \right] \\ &\quad + \frac{1}{2} p (y_i^1(t) + y_i^3(t)) \end{aligned}$$

where  $d_{\max} = \max_{i,l} d_i^l$ , and  $p = \Theta(r)$  is defined similarly as in LADA. Note that the boundary effect have been addressed through virtual neighbors as in LADA. The north, west and south values are updated in the same fashion. Node  $i$  computes its estimate of  $x_{\text{ave}}$  with  $x_i(t+1) = \frac{1}{4} \sum_{l=0}^3 y_i^l(t+1)$ .

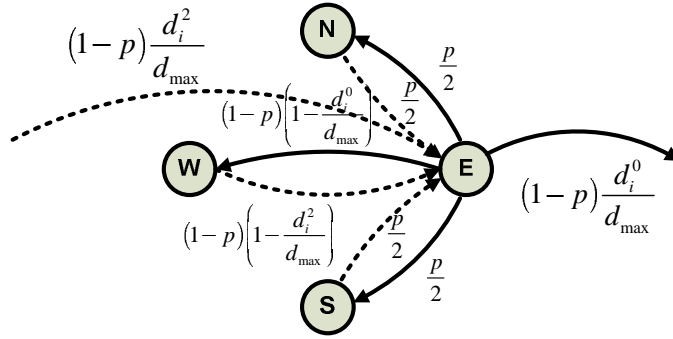


Fig. 9. The Markov chain used in LADA-U: outgoing probabilities (solid lines) and incoming probabilities (dotted lines) for the east state are depicted

We then give some performance analysis for LADA-U. Denote  $\hat{y}$  as in LADA, the iteration can be written as  $\hat{y}(t+1) = \mathbf{P}_2^T \hat{y}(t)$ , where  $\mathbf{P}_2$  is a doubly stochastic matrix through our design. The exchange weights for an east value of some node  $i$  are illustrated in Fig. 9: a fraction  $\frac{p}{2}$  of the east value goes to the north and south value of the same node respectively, a total fraction of  $\frac{d_i^0}{d_{\max}}(1-p)$  goes uniformly to the east values of  $d_i^0$  east neighbors, and the remaining  $\left(1 - \frac{d_i^0}{d_{\max}}\right)(1-p)$  goes to the west value of node  $i$ . The transitions between the east and west state make up for the difference in  $d_i^0$  and  $d_i^2$ , and ensures that the incoming probabilities for each state also sum to 1. While such a design guarantees that the associated chain has a uniform stationary distribution, it also introduces some diffusive behavior, hence the centralized performance can only be achieved with a sufficiently large  $r$ . In the following, we show that for LADA-U,  $T_{\text{ave}}(\epsilon) = O(r^{-1} \log(\epsilon^{-1}))$  when the transmission radius  $r = \Omega\left(\left(\frac{\log n}{n}\right)^{\frac{1}{3}}\right)$ .

It can be shown that the expected location of the random walk  $\mathbf{P}_2$  evolves according to a random walk  $\tilde{\mathbf{P}}$  on the  $k \times k$  grid, where  $k = \frac{1}{\mu_\alpha} + 1$  as defined in Appendix B.  $\tilde{\mathbf{P}}$  differs from  $\mathbf{P}$  used in the centralized algorithm in Section III.B in two aspects: 1) there are additional probabilities of moving between states of opposite directions corresponding to the same node; 2) a 90 degree turn is towards a state corresponding to the same node instead of the next node in the turning direction. Recall that from Lemma 4.1, when  $r = \Omega\left(\left(\frac{\log n}{n}\right)^{\frac{1}{3}}\right)$ , we have  $d_i^l = \frac{n\pi r^2}{4}(1 \pm O(1))$  for all  $i$  and  $l$ . Thus for each move, the probability that the random walk  $\tilde{\mathbf{P}}$  keeps the direction is at least  $(1-p)\frac{d_{\min}}{d_{\max}} = (1-1/k)(1-O(r)) > 1 - \frac{c_1}{k}$  for some constant  $c_1 > 1$ . During the first  $6k$  moves, the probability that the random walk  $\tilde{\mathbf{P}}$  makes exactly two 90 degree turns towards given directions at given times  $T_1$  and  $T_2$ , and keeps direction for the remaining moves is at least  $\frac{1}{4k^2} \left(1 - \frac{c_1}{k}\right)^{6k-2} \geq \frac{2^{-12c_1}}{4k^2}$ . Then, following the argument in Appendix A, if the random walk  $\tilde{\mathbf{P}}$  starts from an east or west state, any east or west state can be reached with probability at least

$\frac{2^{-12c_1}}{4k^2}$  in  $6k$  steps (note that the modification in the 90 degree turns only causes constant shifts in the expressions of  $s_t$ , and does not affect the result). The case for north and south states can be similarly argued, and we conclude that the state distribution of the random walk  $\tilde{\mathbf{P}}$  is approximately uniform at  $t = 6k$ . Then, following the analysis in Appendix B, it can be shown that the exact location of random walk  $\mathbf{P}_2$  is also approximately uniform at  $t = 6k$ , which by the uniformity of the stationary distribution of  $\mathbf{P}_2$  implies that the  $\epsilon$ -mixing time of  $\mathbf{P}_2$ , as well as the  $\epsilon$ -averaging time of LADA-U is  $O(r^{-1} \log(\epsilon^{-1}))$ .

## REFERENCES

- [1] P. Diaconis, S. Holmes, and R. M. Neal, "Analysis of a non-reversible markov chain sampler," Biometrics Unit, Cornell University, Tech. Rep. BU-1385-M, 1997.
- [2] F. Chen, L. Lovász, and I. Pak, "Lifting markov chains to speed up mixing," in *31st Annual ACM Symposium on Theory of Computing (STOC'99)*, Atlanta, Georgia, May 1999.
- [3] L. Xiao and S. Boyd, "Fast linear iterations for distributed averaging," in *IEEE Conf. on Decision and Control*, Maui, Hawaii, Dec. 2003.
- [4] D. P. Bertsekas and J. N. Tsitsiklis, *Parallel and distributed computation*. Englewood Cliffs, NJ: Prentice Hall, 1989.
- [5] V. D. Blondel, J. M. Hendrickx, A. Olshevsky, and J. N. Tsitsiklis, "Convergence in multiagent coordination, consensus and flocking," in *IEEE Conf. on Decision and Control*, Seville, Spain, Dec. 2005.
- [6] S. Boyd, A. Ghosh, B. Prabhakar, and D. Shah, "Gossip algorithms: design, analysis and applications," in *IEEE INFOCOM*, Miami, FL, Mar. 2005.
- [7] —, "Randomized gossip algorithms," *IEEE Trans. Inform. Theory*, vol. 52, no. 6, pp. 2506–2530, 2006.
- [8] C. C. Moallemi and B. V. Roy, "Consensus propagation," *IEEE Trans. Inform. Theory*, vol. 52, no. 11, pp. 4753–4766, Nov. 2006.
- [9] D. Aldous and J. Fill, *Reversible Markov Chains and Random Walks on Graphs*, online book available at <http://www.stat.berkeley.edu/users/aldous/RWG/book.html>.
- [10] K. Jung and D. Shah, "Fast gossip via nonreversible random walk," in *IEEE Information Theory Workshop (ITW'06)*, Punta del Este, Uruguay, Mar. 2006.
- [11] P. Gupta and P. R. Kumar, "The capacity of wireless networks," *IEEE Trans. Inform. Theory*, vol. 46, no. 2, pp. 388–404, Mar. 2000.
- [12] R. Karp, C. Schindelhauer, S. Shenker, and B. Vcking, "Randomized rumor spreading," in *IEEE Symp. Foundations of Computer Science (FOCS)*, Redondo Beach, CA, Nov. 2000.
- [13] D. Kempe, A. Dobra, and J. Gehrke, "Gossip-based computation of aggregate information," in *IEEE Symp. Foundations of Computer Science (FOCS)*, Boston, MA, Oct. 2003.
- [14] O. Savas, M. Alanyali, and V. Saligrama, "Randomized sequential algorithms for data aggregation in sensor networks," in *Conference on Information Sciences and Systems (CISS)*, Princeton University, NJ, Mar. 2006.
- [15] P. Diaconis and D. Stroock, "Geometric bounds for eigenvalues of markov chains," *Annals of Probability*, vol. 1, pp. 36–61, 1991.
- [16] D. Aldous, "Random walks on finite groups and rapidly mixing markov chains," *Springer Lecture Notes in Mathematics* 986, pp. 243–297, 1983.

- [17] L. Lovász and P. Winkler, "Reversal of markov chains and the forget time," *Combinatorics, Probability and Computing*, vol. 7, pp. 189–204, 1998.
- [18] —, "Mixing times." [Online]. Available: [citeseer.ist.psu.edu/53421.html](http://citeseer.ist.psu.edu/53421.html)
- [19] D. Aldous, L. Lovász, and P. Winkler, "Mixing times for uniformly ergodic markov chains," *Stochastic Processes and Their Applications*, vol. 71, no. 2, pp. 165–185, Nov. 1997.
- [20] A. Sinclair and M. Jerrum, "Approximate counting, uniform generation and rapidly mixing markov chains," *Information and Computation*, vol. 82, pp. 93–133, 1998.
- [21] A. Sinclair, "Improved bounds for mixing rates of markov chains and multicommodity flow," *Combinatorics, Probability and Computing*, vol. 1, pp. 351–370, 1992.
- [22] V. Guruswami, "Rapidly mixing markov chains: a comparison of techniques (a survey)," available at <http://www.cs.washington.edu/homes/venkat/pubs/papers/markov-survey.ps>.
- [23] B. Bollobas, *Graph Theory: An Introductory Course*. New York: Springer-Verlag, 1979.
- [24] R. M. Neal, "Probabilistic inference using markov chain monte carlo methods," Dept. of Computer Science, University of Toronto, Tech. Rep. CRG-TR-93-1, 1993. [Online]. Available: <http://www.cs.utoronto.ca/~radford/>.
- [25] H. Chernoff, "A measure of asymptotic efficiency for tests of a hypothesis based on the sum of observations," *Annals of Mathematical Statistics*, vol. 23, pp. 493–507, 1952.
- [26] T. Leighton and S. Rao, "Multicommodity max-flow min-cut theorems and their use in designing approximation algorithms," *Journal of the ACM*, vol. 46, no. 6, pp. 787–832, Nov. 1999.
- [27] W. Li and H. Dai, "Cluster-based fast distributed consensus," in *Proc. IEEE Int. Conf. Acoustics, Speech and Signal Processing (ICASSP) 2007*, Honolulu, Hawaii, Apr. 2007.
- [28] C. Avin and G. Ercal, "On the cover time and mixing time of random geometric graphs," to appear in *Journal of Theoretical Computer Science*.