

Constraints on time variation of fine structure constant from WMAP-3yr data

P. Stefanescu

Institute for Space Science, Atomistilor 409, Magurele, Ilfov, Romania

Abstract

This paper presents the constraints on the time variation of the fine structure constant at recombination relative to its present value, $\Delta_\alpha = (\alpha_{rec} - \alpha_0)/\alpha_0$, obtained from the analysis of the WMAP-3yr Cosmic Microwave Background (CMB) data, with an additional prior on the Hubble expansion rate from HST Hubble Key Project. I found out that $-0.039 < \Delta_\alpha < 0.010$ at 95% C.L., which brings a 30% improvement to the previous limits from WMAP-1yr data. The corresponding recombination redshift, $z_{rec} = 1075^{+40}_{-63}$, shows a delayed recombination epoch compared with the results from WMAP-1yr data.

Key words: cosmology: cosmic microwave background, methods: data analysis, atomic processes

PACS: 98.80.-k, 98.80.Bc, 33.15.Pw

1 INTRODUCTION

With the release of WMAP-3yr temperature (Hinshaw et al. , 2006) and polarization data (Page et al. , 2006), the standard Λ CDM cosmological model has passed another rigorous set of tests, being validated once again (Spergel et al. , 2006). In this era of precision cosmology, the early Universe is playing an increasingly more important role as a laboratory where physics not accessible on Earth can be tested and verified. Thus, cosmology became an excellent tool to answer to many questions of fundamental physics, among which the time variation of fundamental constants of nature, predicted as observational consequences of some currently preferred unification theories (see e.g. Uzan , 2003; Martins , 2002).

Email address: pstep@venus.nipne.ro (P. Stefanescu).

One of the most exciting case is the fine structure constant α , possible time variations being already reported from geophysical and astronomical observations.

From the Oklo natural nuclear reactor in Gabon, the relative time variation of α has been obtained as $-0.9 \times 10^{-7} < \Delta_\alpha < 1.2 \times 10^{-7}$ at $z \sim 0.1$ (Damour & Dyson , 1996).

Terrestrial laboratory measurements give the constraint $\Delta\alpha/\alpha < 1.4 \times 10^{-14}$ based on comparisons of rates between clocks with different atomic numbers during 140 days of observations (Prestage et al. , 1995).

While the results presented above are only upper limits of Δ_α , the estimations of its actual value have been firstly computed from spectral analysis of high-redshift quasar absorption systems. Some of the reported values are $\Delta_\alpha = (-4.6 \pm 5.7) \times 10^{-5}$ for a redshift range $z \sim 2 - 4$ (Varshalovich et al. , 2001), $\Delta_\alpha = (-1.09 \pm 0.36) \times 10^{-5}$ (Webb et al. , 2001), these determinations being a confirmation of the expectation that the fine structure constant is a nondecreasing function of time. From this point of view, the result $(\alpha(z_2) - \alpha(z_1))/\alpha_0 = (5.43 \pm 2.52)$ ppm for $z_1 = 1.15$ and $z_2 = 1.84$ (Levshakov et al. , 2006), is controversial. In fact, there are also many other contradictory results which, perhaps, may be validated if the fine structure constant would not only be time dependent but also had a spatial variation.

The CMB presents the advantage of probing directly the decoupling epoch ($z \sim 1100$) when the α variations from its current value are expected to be more important and therefore, more easy to test. A value of α different from α_0 at the epoch of recombination changes the ionization evolution at that epoch, inducing effects on the CMB anisotropies observed today.

In the last years several groups have analyzed the variation of fine structure constant at recombination using CMB measurements. A lower value of α at recombination epoch compared with its present value, was taken into account as a possibility to solve the disagreement between the flat cosmological model and the BBN predictions on the one side and the first Doppler peak position and the secondary peaks amplitudes in CMB power spectra obtained by BOOMERANG and MAXIMA on the other side. Negative values of few percent for Δ_α have been reported from BOOMERANG and MAXIMA data analysis (Battye et al , 2001; Avelino et al. , 2000) and from BOOMERANG, DASI and COBE data analysis (Avelino et al. , 2001).

From the analysis of the first year WMAP data, a $-0.06 < \Delta_\alpha < 0.01$ interval (Rocha et al. , 2004, 2003) was reported. Using the same data together with HST Hubble Key Project, but considering simultaneous time variations of both α and the electron mass m_e , and using a different analysis method, has been obtained the interval $-0.048 < \Delta_\alpha < 0.032$ when only α varies

(Ichikawa et al. , 2006).

In the present work, the WMAP-3yr CMB data are being analyzed in order to find new limits on the α value at recombination, and the corresponding limits on the recombination redshift.¹

In section 2 it is reviewed the standard recombination process and are described the changes involved by a different value of the fine structure constant at recombination.

Section 3 presents the results of the analysis of WMAP-3yr data in the context of the recombination process affected by time varying fine structure constant.

In section 4 are summarized the conclusions of the work.

2 TIME VARYING α AND CMB

It is well known the effect of changing the value of the fine structure constant on the energy levels of Hydrogen atom and, therefore, on the photon frequencies corresponding to the transitions between two such levels. As a consequence, a change in α value will change the dynamics of the Hydrogen recombination process in the Universe, which affects the CMB fluctuations observed today. As the CMB primary anisotropies probe the recombination epoch, it is natural to consider imposing limits on possible variation in α value at the recombination epoch relative to present value using CMB anisotropy data.

In the following I briefly review the Hydrogen and Helium recombination process and the implications of non-standard value of α , neglecting the impact on Helium.

Before recombination, the photon gas was coupled to electron-baryon fluid through Thomson scattering on free electrons, the cross section for this process being given by (Weinberg , 1995)

$$\sigma_T = \frac{1}{6\pi} \frac{e^4}{m_e^2} \propto \alpha^2. \quad (1)$$

The CMB formation followed the recombination process, when the photons became free particles after electrons have been captured by ions.

¹ Throughout this paper, we consider the recombination redshift as being the redshift corresponding to maximum of the visibility function.

For modeling the recombination process I used the treatment implemented in the RECFAST code (Seager et al. , 1999). The equations describing the evolution of proton fraction x_p , the singly ionized Helium fraction x_{HeII} and the matter temperature T_M are:

$$\frac{dx_p}{dz} = \frac{C_H}{H(z)(1+z)} [x_e x_p n_H R_H - \beta_H (1 - x_p) e^{-h\nu_H/kT_M}], \quad (2)$$

$$\begin{aligned} \frac{dx_{HeII}}{dz} &= \frac{C_{He}}{H(z)(1+z)} \\ &\times [x_{HeII} x_e n_H R_{HeI} - \beta_{HeI} (f_{He} - x_{HeII}) e^{-h\nu_{HeI}/kT_M}], \end{aligned} \quad (3)$$

$$\begin{aligned} \frac{dT_M}{dz} &= \\ &= \frac{8\sigma_T a_R T_R^4}{3H(z)(1+z)m_e} \frac{x_e}{1 + f_{He} + x_e} (T_M - T_R) + \frac{2T_M}{(1+z)}. \end{aligned} \quad (4)$$

In the above equations, $H(z)$ is the Hubble expansion rate at redshift z , h is the Planck constant, k is the Boltzmann constant, c is the speed of light, $a_R = k^4/(120\pi c^3 h^3)$ is the blackbody constant, n_H is the Hydrogen number density, $x_p = n_e/n_H$ is the proton fraction, $x_{HeII} = n_{HeII}/n_H$ is the singly ionized Helium fraction and $x_e = n_e/n_H = x_p + x_{HeII}$ is the electron fraction. The number fraction of Helium to Hydrogen is $f_{He} = Y_p/(4(1 - Y_p))$, where $Y_p = 0.24$ is the primordial Helium mass fraction. The radiation temperature $T_R(z) = T_{CMB}(1+z)$ is identical to T_M at high redshift because of the coupling of photons and baryons through Thomson scattering. R_H is the case B recombination coefficient for H, and is given by the fit formula

$$R_H = F 10^{-19} \frac{at^b}{1 + ct^d} m^3 s^{-1} \quad (5)$$

where $t = T_M/(10^4)K$, $a = 4.309$, $b = -0.6166$, $c = 0.6703$, $d = 0.5300$ (Péquignot et al. , 1991) and $F = 1.14$ is the fudge factor (Seager et al. , 1999) introduced in order to reproduce the results of the multilevel calculation by speeding up recombination in the standard scenario. β_H is the photoionization coefficient

$$\beta_H = R_H \left(\frac{2\pi m_e k T_M}{h^2} \right)^{\frac{3}{2}} \exp\left(-\frac{B_{H2s}}{k T_M}\right), \quad (6)$$

and C_H is the Peebles reduction factor

$$C_H = \frac{[1 + K_H \Lambda_H n_H (1 - x_p)]}{[1 + K_H (\Lambda_H + \beta_H) n_H (1 - x_p)]}, \quad (7)$$

which accounts for the presence of non-thermal Ly- α resonance photons. In the above, $B_{H2s} = 3.4\text{eV}$ is the binding energy in the $2s$ energy level, $\nu_H = (B_{H1s} - B_{H2s})/h$ is the Ly- α frequency, Λ_H is the rate of decay of the $2s$ excited state to the ground state via 2 photons, and $K_H = c^3/(8\pi\nu_H H(z))$.

The quantities R_{HeI} , β_{HeI} , C_{He} and ν_{HeI} from Eq. (3) are the analogous for Helium of the quantities from Eq. (2) and their expressions may be found, for example, in Ichikawa et al. (2006). In this work, the small effect of changing α on Helium recombination process has been neglected.

In order to take into account the changing value of α in the recombination process, I have modified the evolution equations for proton fraction and for matter temperature, considering their α dependence. The quantities which depends on α in these equations have been Taylor expanded up to first order in Δ_α according to their scaling relations (Kaplinghat et al. , 1999)

$$\begin{aligned} R_H &\propto \alpha^{2(1+\xi)}, \\ B_{Hn} &\propto \alpha^2, \\ K_H &\propto \alpha^{-6}, \\ \Lambda_H &\propto \alpha^8, \end{aligned} \quad (8)$$

where $\xi = 0.7$ was adopted.

3 CMB CONSTRAINTS ON α VARIATION USING LATEST WMAP DATA

In this work, in order to search for new CMB limits on α value at recombination, I have analyzed the WMAP-3yr CMB anisotropy data (Hinshaw et al. , 2006; Page et al. , 2006) in the framework of the extended cosmological model which includes the variation of the fine structure constant at recombination with respect to its present value. The data analysis has been done using Markov Chain Monte Carlo (MCMC) techniques (see e.g. MacKay, D.J.K. , 2003) implemented in the COSMOMC code (Lewis & Bridle , 2002).

For this purpose I modified the RECFAST code to compute the Hydrogen recombination in the hypothesis of different value of α at last scattering. The relative variation $\Delta_\alpha = (\alpha_{rec} - \alpha_0)/\alpha_0$ was added as an additional parameter;

the modified equations for the evolution of Hydrogen ionization fraction and matter temperature have been integrated with CAMB code (Lewis, A. et al. , 2000), used by COSMOMC to compute the theoretical CMB power spectra.

Together with Δ_α the following cosmological parameters have been varied: physical density in baryons $\Omega_b h^2$, physical density in DM $\Omega_{DM} h^2$, Hubble constant H_0 , reionization redshift z_{re} , spectral index n_s and amplitude Δ_R^2 of primordial fluctuations; the cosmological constant Ω_Λ and the optical depth to reionization τ have been derived. To realistically constrain the Hubble expansion rate taking into account its degeneracy with Δ_α (Hannestad , 1999), the HST Key Project prior (Freedman et al. , 2001; Lewis & Bridle , 2002; Rubino et al. , 2003) has been used in addition to WMAP-3yr data.

The modified version of COSMOMC software package has been run on 8 Markov chains, using the "variance of chain means" / "mean of chain variances" R statistic (Brooks & Gelman , 1998) as convergence criterion with the choice $R - 1 < 0.03$.

The most likely values of cosmological parameters obtained from MCMC simulations are given in Table 1. The mean values of the standard cosmological parameters are in the limits reported by WMAP team (Spergel et al. , 2006).

Table 1: Λ CDM with varying α model parameters and their 68% confidence intervals obtained from WMAP-3yr data.

Parameter	Mean	ML
$100\Omega_b h^2$	$2.15^{+0.11}_{-0.11}$	2.18
$\Omega_{DM} h^2$	$0.104^{+0.008}_{-0.008}$	0.108
H_0	$68.43^{+6.5}_{-6.9}$	68.74
z_{re}	$11.37^{+2.58}_{-2.56}$	12.02
n_s	$0.96^{+0.02}_{-0.02}$	0.96
$10^{10}\Delta_R^2(k = 0.05)$	$20.93^{+1.44}_{-1.44}$	21.39
Age/GYr	$14.24^{+0.72}_{-0.66}$	14.05
Δ_α	$-0.011^{+0.017}_{-0.006}$	-0.006
Ω_Λ	$0.72^{+0.06}_{-0.05}$	0.73
Ω_m	$0.27^{+0.06}_{-0.05}$	0.27
τ	$0.090^{+0.03}_{-0.02}$	0.096

The marginalized distributions of the parameters obtained from simulations are presented in Figure 1. The observed differences between the curves corresponding to the parameters H_0 , $\Omega_b h^2$, Ω_m , Ω_Λ and the age of the Universe

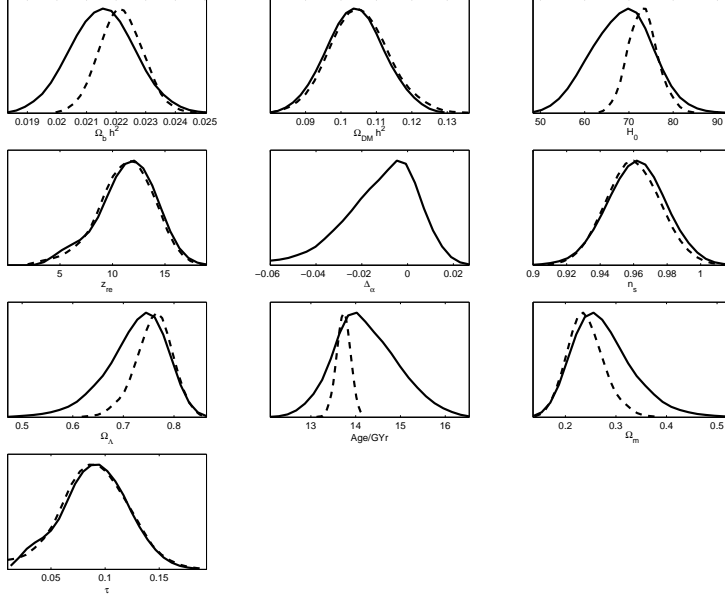


Fig. 1. Marginalized distributions for the parameters of Λ CDM model with varying α obtained from the analysis of WMAP-3yr data and HST Key Project (continuous lines) compared with the distributions of the parameters in the standard Λ CDM model (dashed lines) from the same data.

in the Λ CDM with varying α model compared to those of the standard Λ CDM model are due to the degeneracy of these parameters with α .

Figure 2 presents the 2D marginalized distributions for pairs of parameters at 68% and 95% CL for Λ CDM with varying α and the Λ CDM models. The negative values for Δ_α in the Λ CDM with varying α model are correlated with smaller values of H_0 and $\Omega_b h^2$ then in the Λ CDM model. On the other side, the distributions for $\Omega_{DM} h^2$ are almost the same in both cases, therefore, in the case with varying α the parameter $\Omega_m = \Omega_b + \Omega_{DM}$ tends to go to higher values and Ω_Λ to lower values then in the case with no α variations. Consequently, the distribution for the age of the Universe is widened, with mean value larger then in the case with constant α .

Figure 3 shows the C_l^{TT} , C_l^{EE} and C_l^{TE} CMB power spectra for the best fit parameters of the model with varying α compared with the best fit CMB power spectra for the Λ CDM model and the WMAP-3yr experimental data. It is remarkable that the two best fit models are almost identical from the CMB power spectra point of view.

The 95 % confidence interval for the additional parameter obtained from WMAP-3yr data is

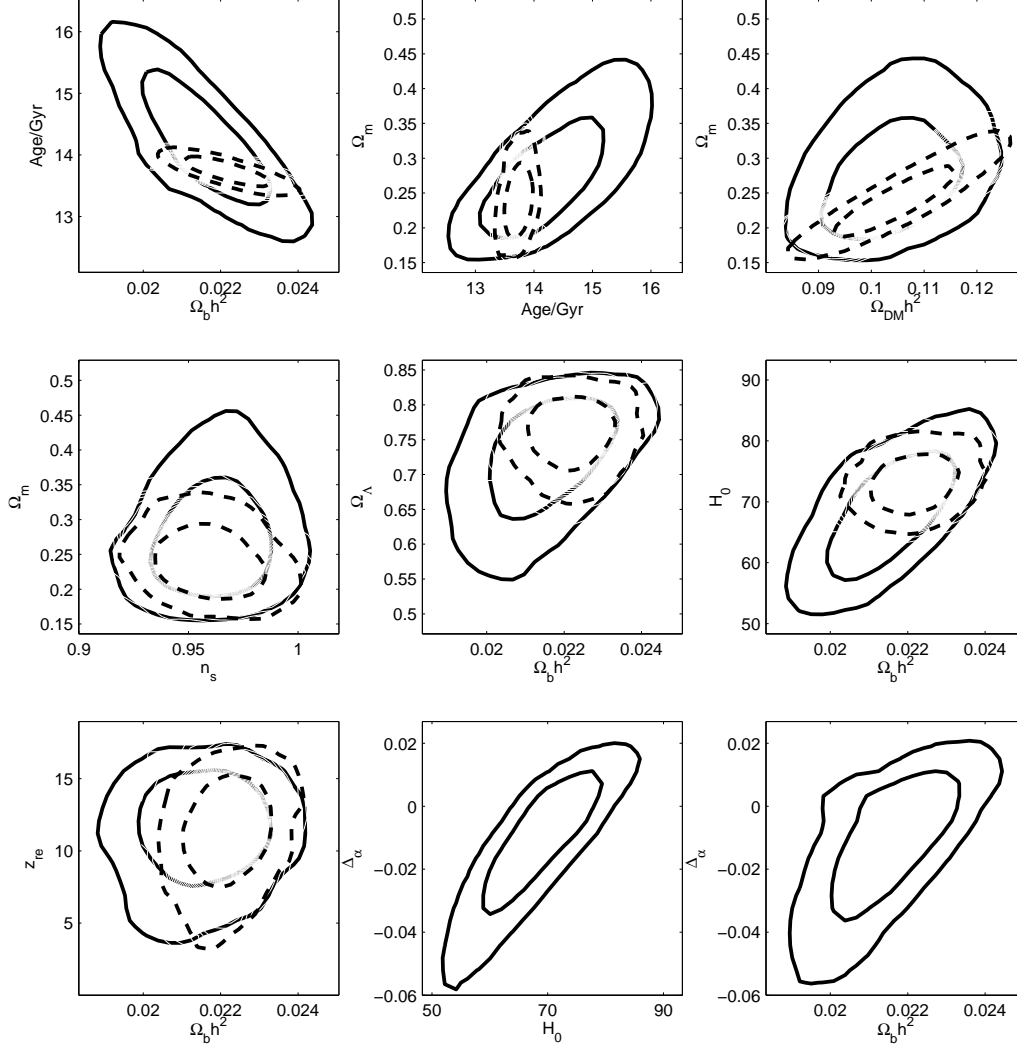


Fig. 2. 2D - marginalized distributions for the parameters of Λ CDM model with varying α obtained from the analysis of WMAP-3yr data and HST Key Project (continuous lines) compared with the 2D - distributions of the parameters in the standard Λ CDM model from the same data (dashed lines). The contours are at 68% and 95% CL.

$$-0.039 < \Delta_\alpha < 0.010, \quad (9)$$

which is a tighter CMB constraint on the variation of fine structure constant at recombination than previously reported from the analysis of WMAP-1yr data (Rocha et al. , 2004, 2003; Ichikawa et al. , 2006).

The interval for the recombination redshift corresponding to the limits on Δ_α ,

$$1\,012 < z_{rec} < 1\,115,$$

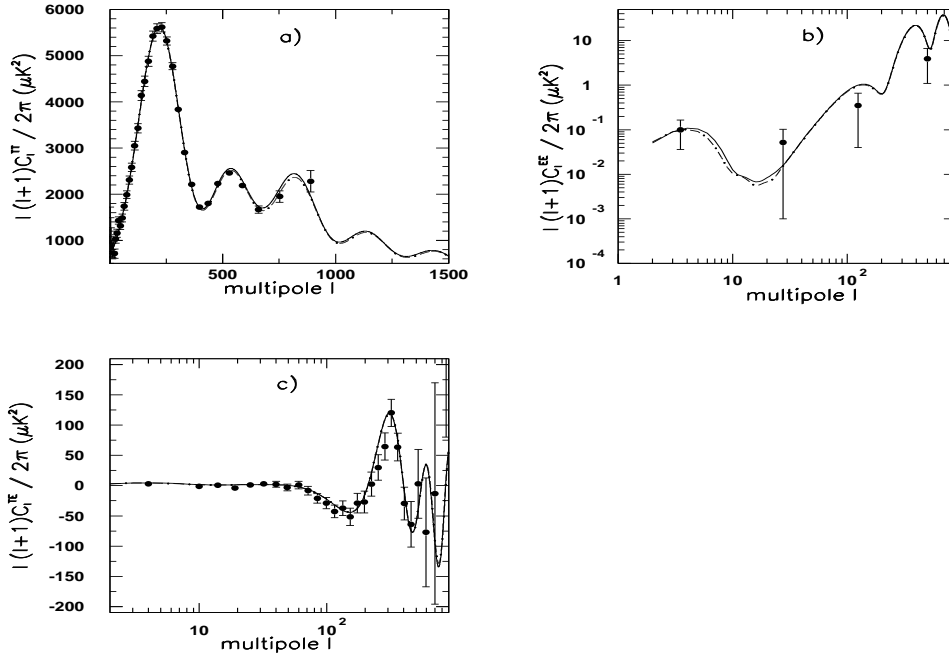


Fig. 3. CMB power spectra C_l^{TT} (a), C_l^{EE} (b) and C_l^{TE} (c) for the best fit Λ CMD model with varying α (continous lines) and for the the best fit Λ CDM model with constant α (computed by the WMAP team (lambda.gsfc.nasa.gov website , 2006)) (dash-dotted lines) and the WMAP-3yr binned data and their errors.

is tighter compared to those corresponding to limits on Δ_α from WMAP-1yr data analysis (Rocha et al. , 2004, 2003; Ichikawa et al. , 2006).

The recombination redshift corresponding to the best fit parameters of the model with varying α , $z_{rec} = 1\,075$, indicate a delayed recombination compared with the results from WMAP-1yr data.

The relative variation of α in redshift unit corresponding to the best fit is

$$\alpha^{-1}d\alpha/dz = -5.954 \times 10^{-6}$$

or, equivalent, in time unit,

$$\alpha^{-1}d\alpha/dt = -4.65 \times 10^{-13}yr^{-1},$$

both in agreement with the predicted constraints on α from CMB (Hannestad , 1999; Kaplinghat et al. , 1999).

4 CONCLUSIONS

Based on the analysis of WMAP-3yr data with MCMC techniques, I obtained a tighter CMB constraint on the value of fine structure constant at recombination epoch than was previously obtained from WMAP-1yr data. The results confirm the limits predicted to be achieved from CMB.

The WMAP-3yr constraints on other cosmological parameters like H_0 , $\Omega_b h^2$, Ω_m and Ω_Λ are relaxed because of their degeneracy with the α variation, confirming that a non-standard recombination weakens the constraints on other cosmological parameters (Bean et al. , 2007).

Using the constraint on α variation, I have also obtained the recombination redshift, finding a delay of the recombination epoch, similar to that of the reionization epoch and of the structure formation computed from WMAP-3yr versus WMAP-1yr data (Popa , 2006).

Acknowledgments

The author thanks L.A. Popa, A. Vasile and O.M. Tantareanu for useful discussions and suggestions. She also acknowledges the Cosmic Rays and Nuclear Astrophysics group of ISS for providing the computing facilities.

References

- Avelino, P.P., Martins, C.J.A.P., Rocha, G., Viana, P., 2000, Phys.Rev. D62, 123508
- Avelino, P.P., Esposito, S., Mangano, G., Martins, C.J.A.P., Melchiorri, A., Miele, G., Pisanti, O., Rocha, G., Viana, P., 2001, Phys.Rev. D64, 103505
- Battye, R.A., Crittenden, R. & Weller, J., 2001, Phys.Rev. D63, 043505
- Bean, R., Melchiorri, A. & Silk, J., 2007, astro-ph/0701224
- Brooks, S. & Gelman, A., 1998, Journal of Computational and Graphical Statistics, 7, 434
- Damour, T. & Dyson, E., 1996, Nucl. Phys. B 480, 37
- Freedman, W.L. et al., 2001, Ap.J., 553,47
- Hannestad, S., 1999, Phys. Rev. D60, 023515
- Hinshaw, G., Nolta, M.R., Bennett, C.L., Bean, R., Dore', O., Greason, M.R., Halpern, M., Hill, R.S., Jarosik, N., Kogut, A., Komatsu, E., Limon, M., Odegard, N., Meyer, S.S., Page, L., Peiris, H.V., Spergel, D.N., Tucker, G.S., Verde, L., Weiland, J.L. Wollack, E., Wright, E.L., 2006, Ap. J. submitted, astro-ph/0603451

- Ichikawa, K., Kanzaki, T., Kawasaki, M., 2006, Phys.Rev. D74, 023515
- Kaplinghat, M., Scherrer, R.J., & Turner, M.S., 1999, Phys. Rev. D 60, 023515
- Levshakov, S.A., Molaro, P., Lopez, S., D’Odorico, S., Centurion, M., Bonifacio, P., Reimers, D., 2006, astro-ph/0611803
- Lewis, A., Challinor, A. & Lasenby, A., 2000, Ap.J. 538, 473, <http://camb.info>
- Lewis, A. & Bridle, S., 2002, Phys. Rev. D 66, 103511
- MacKay, D.J.K., 2003, *Information Theory, Inference, and Learning Algorithms*, Cambridge University Press, <http://www.inference.phy.cam.ac.uk/mackay/itila>
- Martins, C.J.A.P., 2002, Phil. Trans. Roy. Soc. Lond., A360, 2681, astro-ph/0205504
- Page, L. et al. 2006, Ap. J. submitted, astro-ph/0603450
- Péquignot, D., Petitjean, P & Boisson, C, 1991, A&A, 251, 680
- Popa, L.A., 2006, astro-ph/0605358
- Prestage, D., Toelker, R.L. & Maleki, L., 1995, Phys. Rev. Lett. 74, 3511
- Rocha, G., Trotta, R., Martins, C.J.A.P., Melchiorri, A., Avelino, P.P., Viana, P.T.P., 2003, New Ast. Rev. 47, 863
- Rocha, G., Trotta, R., Martins, C.J.A.P., Melchiorri, A., Avelino, P.P., Bean, R., Viana, P.T.P., 2004, M.N.R.A.S. 352, 20
- Rubino-Martin, J.A., Rebolo, R., Carreira, P., Cleary, K., Davies, R.D., Davis, R.J., Dickinson, C., Grainge, K., Gutierrez, C.M., Hobson, M.P., Jones, M.E., Kneissl, R., Lasenby, A., Maisinger, K., Oedman, C., Pooley, G.G., Sosa Molina, P.J., Rusholme, B., Saunders, R.D.E., Savage, R., Scott, P.F., Slosar, A., Taylor, A.C., Titterton, D., Waldram, E., Watson, R.A., Wilkinson, A., 2003, M.N.R.A.S., 341, 1084
- Seager, S., Sasselov, D.D. & Scott, D., 1999, Ap.J. 523, L1, astro-ph/9909275
- Spergel, D.N., Bean, R., Dore, O., Nolte, M.R., Bennett, C.L., Hinshaw, G., Jarosik, N., Komatsu, E., Page, L., Peiris, H.V., Verde, L., Barnes, C., Halpern, M., Hill, R.S., Kogut, A., Limon, M., Meyer, S.S., Odegard, N., Tucker, G.S., Weiland, J.L., Wollack, E., Wright, E.L., 2006, Ap. J. submitted, astro-ph/0603449
- Uzan, J.P., 2003, Rev. Mod. Phys., 75, 403, hep-ph/0205340
- Varshalovich, D.A., Potekhin, A.Y. & Ivanchik, 2001, A.V. Comments on Modern Physics, 2, D223-D232, physics/0004068
- Webb, J.K., Murphy, M.T., Flambaum, V.V., Dzuba, V.A., Barrow, J.D., Churchill, C.W., Prochaska, J.X., Wolfe, A.M., 2001, Phys. Rev. Lett., 87, 091301, astro-ph/0012539
- Weinberg, S., 1995, *The quantum theory of fields*, Vol. 1, Cambridge University Press
- WMAP website - <http://lambda.gsfc.nasa.gov>