

Motion of Hexagonal Pencil on an Inclined Plane

Amin Rezaeezadeh*

Allameh Helli High School ,Tehran, Iran

Abstract

In this article we discuss the motion of a pencil that is rolling down on an inclined plane. We consider the motion by introducing a simple model and we compare it with experiment results. Finally, we obtain an approximate equation of motion.

I. Introduction

The motion of a pencil on an inclined plane is a demonstration of inelastic collisions between the faces of the pencil and the plane. We observe that pencil reaches a constant terminal speed. The existence of a constant terminal speed indicates that this problem involves energy dissipation. We describe this physical phenomenon in terms of a simple model, without focusing on interactive forces acting on the pencil. We calculate the predicted terminal speed and compare it with experiment results.

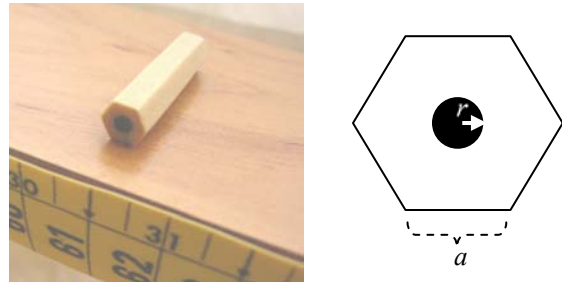
II. Theory

We accept some assumptions for solving the problem. We consider the pencil to be a hexagonal prism of uniform density, an approximation that we consider to be adequate if the graphite lead is thin and of density not very different from that of the wood. We assume the pencil remains in contact with the plane and does not slip or slide. During one complete revolution of the pencil each of its six edges serves in turn as the instantaneous axis of rotation. Thus, the pencil rotates by one-sixth of a turn while a given edge serves as the axis of rotation. The main axis remains horizontal.

For a sharp- edged pencil, the radius of curvature of any edge is very small (compared with width of a face of the pencil), and rolling friction should be negligible. Pure rolling can occur only for¹ $\mu > \tan \theta$, where θ is the angle of the inclined plane to the horizontal and μ is the coefficient of limiting static friction of the pencil on the plane.

In the remainder of this article, we assume that pure rolling takes place and that the pencil does not bounce after any of its collisions with the plane.

¹ In practice a mixture of rolling and sliding can be observed for inclinations larger than the bound of $\mu > \tan \theta$.



Picture 1- pencil

A. Motion Analysis Assuming a Coefficient of Restitution

If $\theta < \pi/6$ the center of mass of the pencil rises during the first part of any $1/6$ turn. Hence, the pencil will not roll down the plane from rest unless $\theta > \pi/6$. In practice it is found that spontaneous rolling may occur for $\theta \approx 20^\circ$ because of the corners of the hexagonal shape are usually a little rounded.

The energy dissipation in the collision of a face of the pencil with the inclined plane can be described in terms of a coefficient of restitution. This approach introduces an unknown parameter, but it appears to the author to be the most appropriate simple description of a situation in which the elastic properties of materials cannot be ignored.

We use energy analysis to estimate the terminal linear and angular speeds.

During each one-sixth of a turn, the center of mass of the pencil falls through a height $a \sin \theta$, where "a" is the width of each of the six faces of the pencil.(see figure 2)

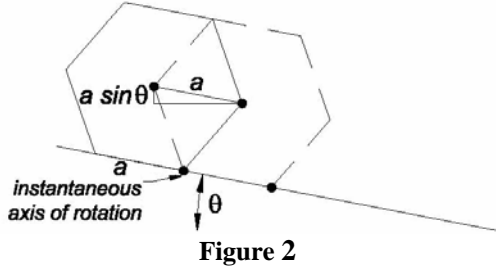


Figure 2

Thus, gravity adds energy

$$\Delta E = mga \sin \theta \quad (1)$$

to the pencil each one-sixth of a turn.

At the end of each one-sixth of a turn, the pencil collides with the surface of the inclined plane. Let ε ($0 \leq \varepsilon \leq 1$) be the coefficient of restitution for this collision, defined so that ε is the ratio of the kinetic energy immediately after a collision to the kinetic energy immediately before it. We shall adopt the notation that E_n is the kinetic energy at the beginning of the n th $1/6$ turn – that is, immediately after the $(n - 1)$ th collision. If the pencil starts from rest, its initial kinetic energy, at the beginning of the first $1/6$ turn, is $E_1 = 0$, and the kinetic energy immediately before the first collision (after the first $1/6$ turn) is ΔE . The kinetic energy immediately after the first collision – i.e. at the beginning of the second $1/6$ turn – is $E_2 = \varepsilon \Delta E$. The kinetic energy immediately before the second collision will be $(1 + \varepsilon)\Delta E$, and immediately after it – i.e. at the beginning of the third $1/6$ turn – it is $E_3 = \varepsilon(1 + \varepsilon)\Delta E$. On continuing this process, we find that the kinetic energy at the beginning of the n th $1/6$ turn (after the $(n - 1)$ th collision) is

$$E_n = \varepsilon \Delta E (1 + \varepsilon + \varepsilon^2 + \dots + \varepsilon^{n-2}) = \varepsilon \Delta E \frac{1 - \varepsilon^{n-1}}{1 - \varepsilon}. \quad (2)$$

For any value of ε less than one, the energy of the pencil at the beginning of a $1/6$ turn approaches the asymptotic value

$$E_\infty = \frac{\varepsilon}{1 - \varepsilon} \Delta E \quad (3)$$

When the pencil has tipped through an angle α after the beginning of the n th $1/6$ turn (see figure 3), its kinetic energy $E(\alpha)$ is then

$$E(\alpha) = E_n + 2mga \sin(\pi/12 - \theta/2 + \alpha/2) \sin(\alpha/2 + \theta/2 - \pi/12)$$

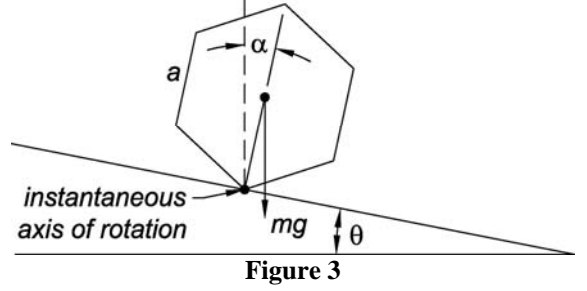


Figure 3

The average kinetic energy over this $1/6$ turn is

$$\langle E \rangle = \frac{\int_{\theta - \pi/6}^{\theta + \pi/6} [E_n + 2mga(\sin^2(\alpha/2) - \sin^2(\pi/12 - \theta/2))] d\alpha}{\pi/3}.$$

That is,

$$\langle E \rangle = mga \left(\frac{-3}{\pi} + \frac{\sqrt{3}}{2} \right) \cos \theta + E_n + \frac{mga \sin \theta}{2} = \frac{1}{2} I \langle \omega_n \rangle^2, \quad (4)$$

where I is the moment of inertia of a pencil about an edge and $\langle \omega \rangle$ is the average angular velocity of the pencil.

For the terminal velocity (as $n \rightarrow \infty$) the asymptotic linear velocity, $\langle v_\infty \rangle$, of the pencil is

$$\langle v_\infty \rangle = \frac{3a}{\pi} \langle \omega_\infty \rangle \quad (5)$$

Noting that the pencil advances through a distance $6a$ during one full turn whose period is $2\pi/\langle \omega_\infty \rangle$, and by using equations(1),(3)and (4) together, we obtain an estimated value for the terminal velocity

$$\langle v_\infty \rangle = \frac{3a}{\pi} \langle \omega \rangle = \frac{3}{\pi} \sqrt{\frac{2ga}{k} \left(\frac{-3 \cos \theta}{\pi} + \frac{\sqrt{3}}{2} \cos \theta + \frac{\varepsilon}{1 - \varepsilon} \sin \theta + \frac{\sin \theta}{2} \right)} \quad (6)$$

Here k is the coefficient in the formula $I = kma^2$ for the moment of inertia. For a uniform hexagonal prism about an edge, k has the value $\frac{17}{12}$.

For a positive real solution, the expression under the radical in eq(6) should be positive. This requires that

$$\varepsilon > \frac{\frac{3}{\pi} - \frac{\sqrt{3}}{2} - \frac{1}{2} \tan \theta}{\frac{3}{\pi} - \frac{\sqrt{3}}{2} + \frac{1}{2} \tan \theta} \quad (7)$$

B. Calculation of ε and the Condition of Continuous Rolling

If $\theta < \pi/6$ the pencil will not roll unless it is given an initial kinetic energy

$$E_1 > mga(1 - \cos(\pi/6 - \theta))$$

such that the center of mass of the pencil can rise to the vertical during the first 1/6 turn as shown in figure 4.

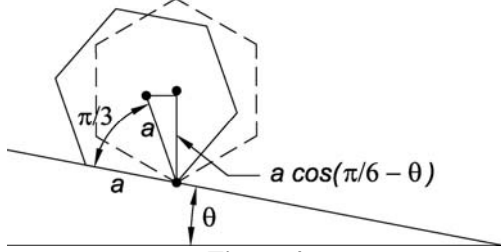


Figure 4

The pencil will not continue to roll through a second 1/6 turn unless sufficient energy remains after its collision with the plane. That is, we need the energy at the beginning of the second 1/6 turn to satisfy

$$E_2 = \varepsilon(E_1 + \Delta E) > mga(1 - \cos(\pi/6 - \theta)).$$

Similarly, the energy at the beginning of the n th 1/6 turn must satisfy

$$E_n = \varepsilon^{n-1}E_1 + \varepsilon\Delta E \frac{1 - \varepsilon^{n-1}}{1 - \varepsilon} > mga(1 - \cos(\pi/6 - \theta)).$$

Recalling the argument that led to eq(2), we find that the asymptotic condition is

$$\frac{\varepsilon\Delta E}{1 - \varepsilon} > mga(1 - \cos(\pi/6 - \theta)),$$

or

$$\varepsilon > \frac{1 - \cos(\pi/6 - \theta)}{1 - \cos(\pi/6 - \theta) + \sin \theta} \quad (8)$$

For small θ we must have

$$\varepsilon > \frac{1}{1 + \frac{\theta}{1 - \sqrt{3}/2}} \approx \frac{1}{1 + 7.5\theta}$$

The value of ε can be determined from eq(8)¹, taken as an equality for the smallest angle of inclination θ at

which the pencil continues to roll after being given an initial velocity.

$$\varepsilon = \frac{1 - \cos(\pi/6 - \theta_{\min})}{1 - \cos(\pi/6 - \theta_{\min}) + \sin \theta_{\min}} \quad (9)$$

It is possible to show that the ε that is calculated by eq. (9) always satisfies the inequality (7). In another word, equation (8) guarantees condition (7). Thus, there is always a real answer for the terminal speed.

C. When does the pencil lose contact with the plane?

The center of mass of the pencil moves on a circular arc around the axis of rotation. When the pencil has angular velocity ω its center of mass must be subject to a centrifugal force equal to $m\omega^2 a$. However, the centrifugal force cannot be greater than the component of the weight of the pencil along the radius vector from the center of mass to the point of contact. The maximal centripetal acceleration occurs right before the contact point changes (because ω is maximum). The minimal component of the weight also occurs right before the contact point changes and is $g \cos(\theta + \pi/6)$.

So the condition of remaining in contact with the plane is

$$g \cos(\theta + \pi/6) \geq \omega^2 a. \quad (10)$$

We obtain ω , the angular velocity of the pencil at the end of each turn, by using energy conservation.

$$\frac{1}{2}I\omega^2 = E_\infty + \Delta E = \frac{mga \sin \theta}{1 - \varepsilon}.$$

$$\omega^2 = \frac{2g \sin \theta}{ka(1 - \varepsilon)} \quad (11)$$

Thus, eq(10) and eq(11) lead to

$$\cos(\theta + \pi/6) \geq \frac{2 \sin \theta}{k(1 - \varepsilon)} \quad (12)$$

On simplifying we obtain

$$\tan \theta \leq \frac{\sqrt{3}}{1 + \frac{4}{k(1 - \varepsilon)}} \quad (13)$$

For $k = \frac{17}{12}$ and $\varepsilon = 0.8$, $\theta_{\max} \approx 7^\circ$

At the best conditions in which $\varepsilon \rightarrow 0$ (pure rolling) the maximum value of θ is

$$\theta_{\max} \approx 24.7^\circ$$

That is, the pencil cannot start pure rolling, from rest. Pure rolling requires a small initial kick. Also, it is possible to determine ε experimentally and by using eqs(13) and (9).

III. Experiment 1

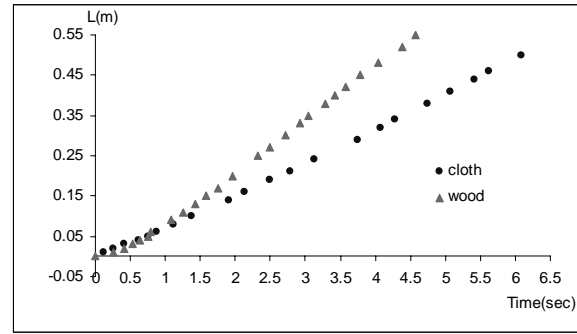
We start the first experiment with a uniform solid wooden hexagonal prism, in the shape of pencil (but with no graphite lead). It needs a small kick to start the rolling but we neglect the effect of kick in our equations.



Picture 5-The matter used in Exp. 1

By filming the motion, we can display on a graph the distance covered in terms of time. We do the experiment on two inclined planes, with the same θ , but made of different surface materials. We have displayed both data in one graph (graph1).

The terminal speed would be different for both cases since ε is different for the two materials. According to table 1, the softer the plane, the smaller the coefficient of restitution ε . In table 1, the experimentally measured terminal speed is compared with the theoretical value.

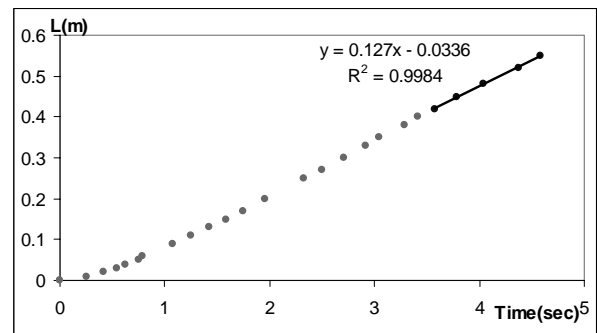


Graph 1

values	Wooden plane	Plane covered by Cloth
$\sin \theta_{\min}$	0.032	0.060
ε	0.79 ± 0.02	0.68 ± 0.02
v_{ex}	0.127m/s	0.090m/s
v_{th}	0.122 m/s	0.084 m/s
$\frac{ v_{\text{th}} - v_{\text{ex}} }{v_{\text{ex}}}$	0.039	0.065

Table 1 - v_{ex} and v_{th} are the terminal speeds determined from experiment and theory, respectively. The data are for the case $\sin \theta = 0.076$ and $a = 0.005\text{m}$.

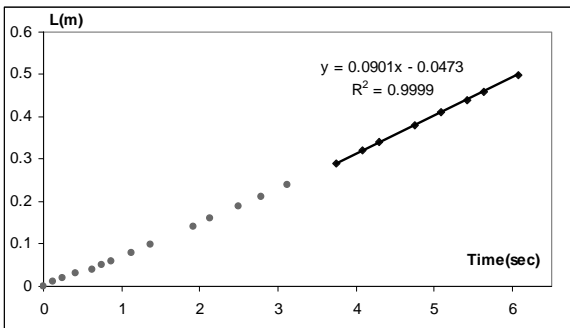
In graphs (2) and (3), the terminal speeds are calculated separately.



Graph(2)- Time-position graph for wooden surface.

Cloth surface		Wooden surface	
Time(sec)	L(m)	Time(sec)	L(m)
0	0	0	0
0.125	0.01	0.25	0.01
0.25	0.02	0.42	0.02
0.417	0.03	0.54	0.03
0.625	0.04	0.63	0.04
0.75	0.05	0.75	0.05
0.875	0.06	0.79	0.06
1.125	0.08	1.08	0.09
1.375	0.1	1.25	0.11
1.917	0.14	1.42	0.13
2.125	0.16	1.58	0.15
2.5	0.19	1.75	0.17
2.79	0.21	1.96	0.2
3.125	0.24	2.33	0.25
3.75	0.29	2.5	0.27
4.08	0.32	2.71	0.3
4.29	0.34	2.92	0.33
4.75	0.38	3.04	0.35
5.08	0.41	3.29	0.38
5.417	0.44	3.42	0.4
5.625	0.46	3.58	0.42
6.08	0.5	3.79	0.45
		4.04	0.48
		4.38	0.52
		4.58	0.55

Table 2-the data for graphs (2) and (3). L is the distance traversed in m.



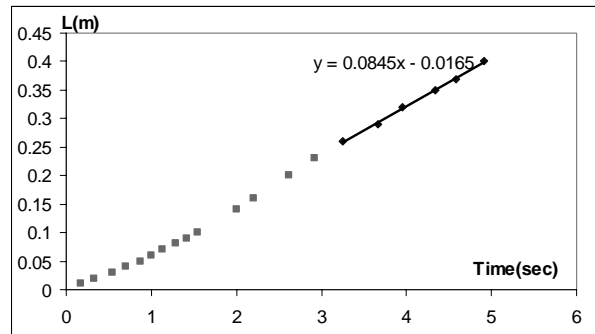
Graph(3)- graph of position versus time for cloth surface.

IV. Experiment 2

We do this experiment with a real pencil (picture1). The values of the parameters of the problem are gathered in table 3. The data are displayed in graph 4 and the terminal speed has been calculated.

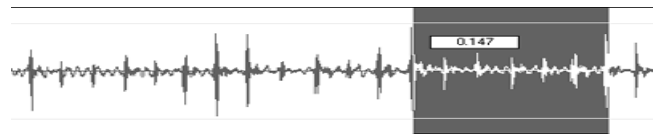
values	The real pencil and wooden plane
m_{pencil}	$0.85 \pm 0.01 \text{ g}$
g	9.8 m/s
ρ_{graphite}	1.85 g/cm^3
k	1.38
θ_{max}	$4^\circ.6$
ε	0.86 ± 0.02
a	0.003m
$\sin\theta = \begin{cases} v_{\text{th}} \\ 0.046 \end{cases} \begin{cases} v_{\text{ex}} \\ 0.085 \text{ m/s} \end{cases}$	0.076 m/s
r_{graphite}	0.001 m

Table 3

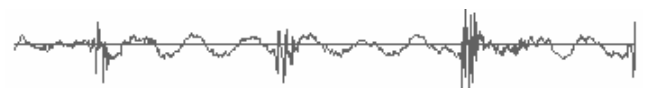


Graph 4- graph of position versus time for a real pencil in case of $\sin\theta = 0.046$.

For another angle of inclination($\sin\theta = 0.666$, graph 5), we recorded the sound of the pencil rolling down the inclined plane². By analyzing the sound with the vbWavAnalyzer³ program, we obtained the sonogram shown in picture 6.



Picture 6 - Sonogram of the pencil hitting the plane. The vertical lines indicate the collision of pencil with the inclined plane.



Picture 7- zooming picture 6.

According to picture 6, the time interval for a complete revolution (i.e. six collisions) is 0.147 s. The distance which the pencil covers during this

period can be measured by its perimeter since; this value is more than $6a$, because of the finite radius of curvature of each edge. We obtain for the measured terminal speed

$$v_\infty = \frac{p}{T} = \frac{0.021\text{m}}{0.147\text{s}} \approx 0.143\text{m/s}, \quad (14)$$

where p is the perimeter of the pencil.

We see that the measured terminal speed (eq(14)) is very close to the speed calculated from graph 5, as expected.

V. In search of the equation of motion

In this section we are going to estimate an equation of motion by a simple method. Consider the moment of the beginning of n th turn (figure below), in which the speed of the center of mass is v_n .

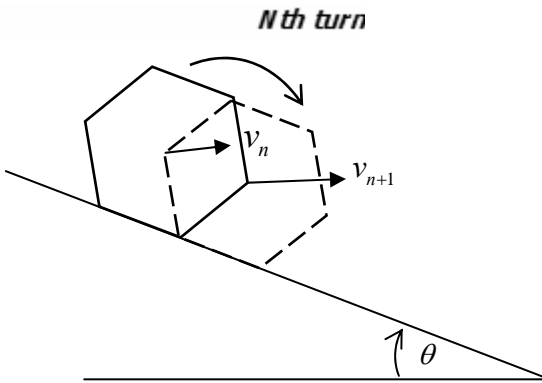


Figure 8

We get v_n from energy conservation.

$$E_n = \frac{1}{2}I\omega^2 = \frac{1}{2}I \frac{v_n^2}{a^2} = \frac{1}{2}kmv_n^2$$

And from eqs (1) and (2)

$$E_n = \varepsilon m g a \sin \theta \frac{1 - \varepsilon^{n-1}}{1 - \varepsilon}$$

$$\Rightarrow v_n = \sqrt{\frac{2\varepsilon g a \sin \theta}{k} \cdot \frac{1 - \varepsilon^{n-1}}{1 - \varepsilon}} \quad (15)$$

A similar result is obtained for v_{n+1} .

Thus, the increase in speed of the pencil during each turn, along the plane, would be

$$\Delta v = (v_{n+1} - v_n) \cos(\pi/6).$$

The average of time of a complete turn is determined by $\langle \omega_n \rangle$

$$\langle \omega_n \rangle \Delta t = \pi/3$$

And therefore, the acceleration during a turn is

$$\frac{\Delta v}{\Delta t} = \frac{3\sqrt{3}(v_{n+1} - v_n)}{2\pi} \langle \omega_n \rangle \quad (16)$$

We expand it to the first order of ε^n (note that the expansion is just to ε^n and $0 \leq \varepsilon \leq 1$)

$$\frac{\Delta v}{\Delta t} \approx \left[\frac{3\sqrt{3}g\sqrt{\sin\theta}}{2k\pi} \sqrt{\frac{1-\varepsilon}{\varepsilon}} \sqrt{\left(\frac{\sqrt{3}}{2} - \frac{3}{\pi}\right)\cos\theta + \left(0.5 + \frac{\varepsilon}{1-\varepsilon}\right)\sin\theta} \right] \cdot \varepsilon^n \quad (17)$$

The number of collisions, n , is determined by the distance s through which the pencil passes along the inclined plane.

$$n = \frac{s}{a} + 1 \quad (18)$$

Note that the moment of the beginning of the second turn is at $s = a$.

We can say

$$\frac{\Delta v}{\Delta t} = \frac{dv}{dt} = \ddot{s}(t), \quad (19)$$

because the time of each turn is small enough compared with the total time of motion.

This leads to

$$\ddot{s}(t) = \rho \varepsilon^{s/a} = \rho e^{\ln(\varepsilon)s/a}, \quad \rho > 0, \quad (20)$$

where

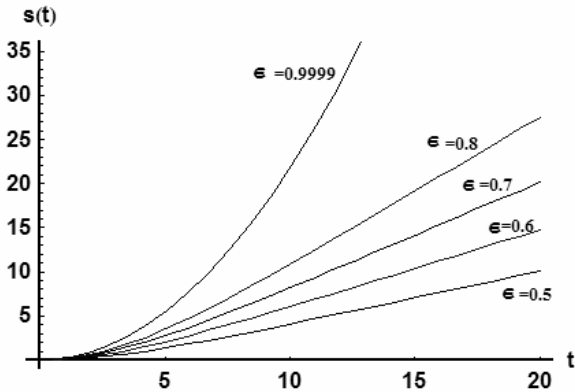
$$\rho = \frac{3\sqrt{3}g\sqrt{\sin\theta}}{2k\pi} \sqrt{\varepsilon(1-\varepsilon)} \sqrt{\left(\frac{\sqrt{3}}{2} - \frac{3}{\pi}\right)\cos\theta + \left(0.5 + \frac{\varepsilon}{1-\varepsilon}\right)\sin\theta}. \quad (21)$$

Equation (20) is readily integrable to

$$s(t) = \frac{2a}{\ln \varepsilon} \ln \left[\sec \left(t \sqrt{\frac{-\rho \ln \varepsilon}{2a}} \right) \right] \quad (22)$$

The function $s(t)$ is drawn for different values of ε in the graph below (noting that ρ is a function of ε).

For small ε , the pencil quickly reaches a constant speed.



Graph 5

We enter the data of graph 2 into Mathematica software, then fit the data on the curve of $s(t)$ and hence we obtain the value of k – but it is important to note that we should enter the data for *small* values of t and s , because, for large s and t , the graph is in the shape of a straight line and $\varepsilon^n \rightarrow 0$. Thus, for making ε^n more effective (to approach our approximation) it is necessary to enter low points. That is, the calculated k would be near to the real value. But number of entered points should be reasonable, too. We entered data between 0 and 20 centimeters.

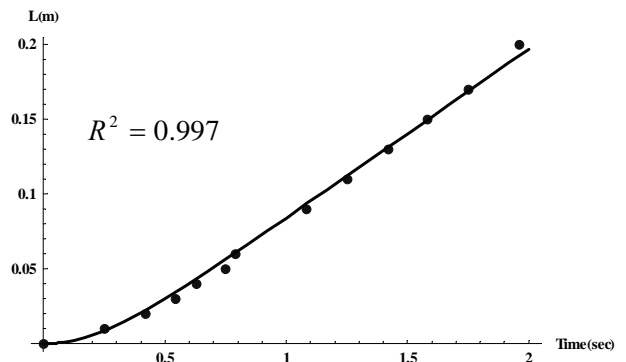
```
fit = NonlinearRegress[data,
  1/Log[0.79] (0.01 * Log[Sech[x * Sqrt[10.4057/k]]]), x, {k},
  RegressionReport -> {BestFit, SummaryReport}]
```

```
{BestFit -> -0.0424228 Log[Sech[2.6691 x]],
 BestFitParameters -> {k -> 1.46064}, ParameterCITable ->
  Estimate      Asymptotic SE      CI
  k      1.46064      0.0227343      {1.4111, 1.51017}'
 EstimatedVariance -> 0.000012379, ANOVATable ->
  Model      DF      SumOfSq      MeanSq
  Error      12      0.000148548  0.000012379,
  Uncorrected Total  13      0.1376
  Corrected Total   12      0.0511692
 AsymptoticCorrelationMatrix -> (1.),
 FitCurvatureTable -> Max Intrinsic      Curvature
  Max Parameter-Effects  0.000585322
  95. % Confidence Region 0.0235799
  0.458966
```

The value of k calculated from our measurements is $k = 1.46 \pm 0.02$, while the theoretical value for a uniform hexagonal prism is

$$k = 17/12 \approx 1.42$$

The graph below shows the observed points fitted to the theoretical curve for $s(t)$.



Graph 6

VI. Conclusion

By means of a series of experiments and theoretical calculations, we determine that a pencil rolling down an inclined plane quickly reaches a terminal speed. If we examine other shapes with a different number of faces, we would come to the same result. One may question whether or not this is to be characterized as a kind of rolling friction. For the motion of cylinder on an inclined plane, people describe the problem in terms of "rolling friction" ⁴, although no paper of which we are aware mentions that a rolling cylinder reaches a constant terminal speed. In the case of a

rolling polygonal cylinder, the reason for the constant terminal speed is that energy is dissipated at the collision of each face, and the same must apply to a circular cylinder, which is merely the limiting case of a polygonal cylinder. We know that, when a circular cylinder is placed on an inclined plane, it makes a small contact surface with the plane, and so it can be described as a pencil with a large number of faces. Hence, according to the motion of a pencil, it rolls down the inclined plane at a constant speed, too. This is in complete agreement with experiment observations.

Acknowledgement

Many thanks to Prof. Kirk T McDonald and Dr. Jeremy Tatum for drawing his attention to the problem and for supplying the relevant literature.

References

[1]

Boston Area Undergraduate Physics Competition, 1995, Problem 6
<http://hutrough.harvard.edu/penanen/competition/images/exam95.pdf>
<http://hutrough.harvard.edu/penanen/competition/images/solut95.pdf>

* amin67r@gmail.com

¹It might be misconceived that it is possible to measure ϵ by a very simple experiment, namely to drop the pencil from a height h_0 on to a horizontal plane with the same material as the inclined plane. Then measure the height to which the pencil rises after hitting the plane. The ratio of these heights gives the value of ϵ .

However, there is no reason that the mentioned method would give the same result as eq(9). This is because, when the pencil hits the plane (in free fall) the force acting on it is distributed uniformly on the face of contact, whereas in case of rolling, the distribution of the force is not uniform, and hence the dissipation of energy is different for both cases and then the value of ϵ would be different. This is borne out by experiment, where we have found that the value of ϵ in the case of falling is somewhere between 0.1 and 0.3, while for rolling it is larger than 0.6.

^{2,3} <http://amin67r.googlepages.com>

⁴ *Am.J.Phys.***55**(3), March 1987
*Am.J.Phys.***47**(10), October 1979